

West Valley @ 216th Building E | FOR LEASE



6529 South 216th Street, Kent, WA 98032

29,823 SF Total

4,730 SF Office

8 Dock-high doors

2 Grade-level doors

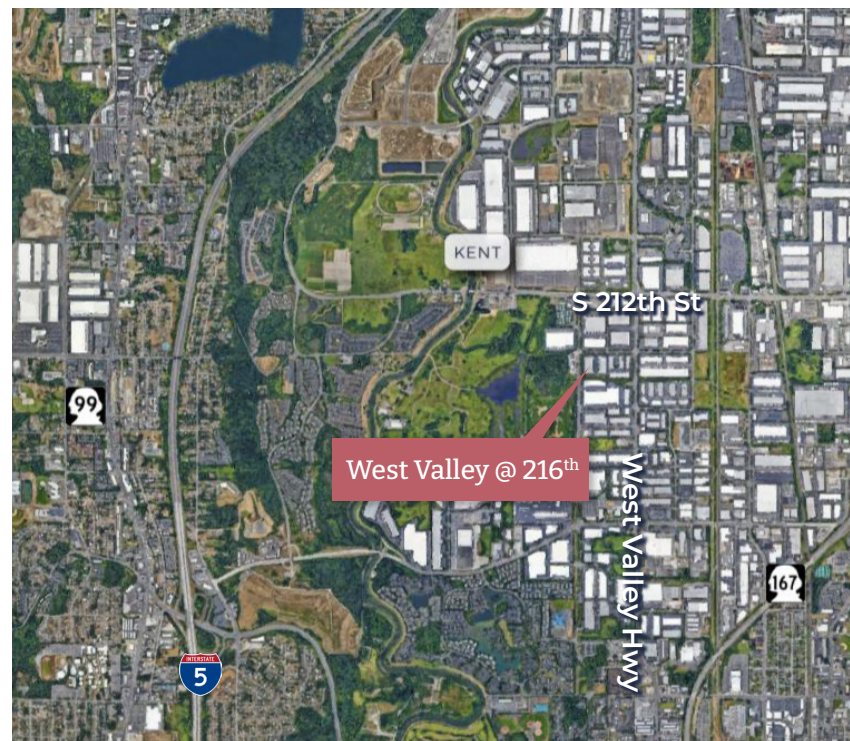
22' Clear height

Available January 1, 2027

West Valley signage

End-cap location

2026 est. NNN \$0.35/SF



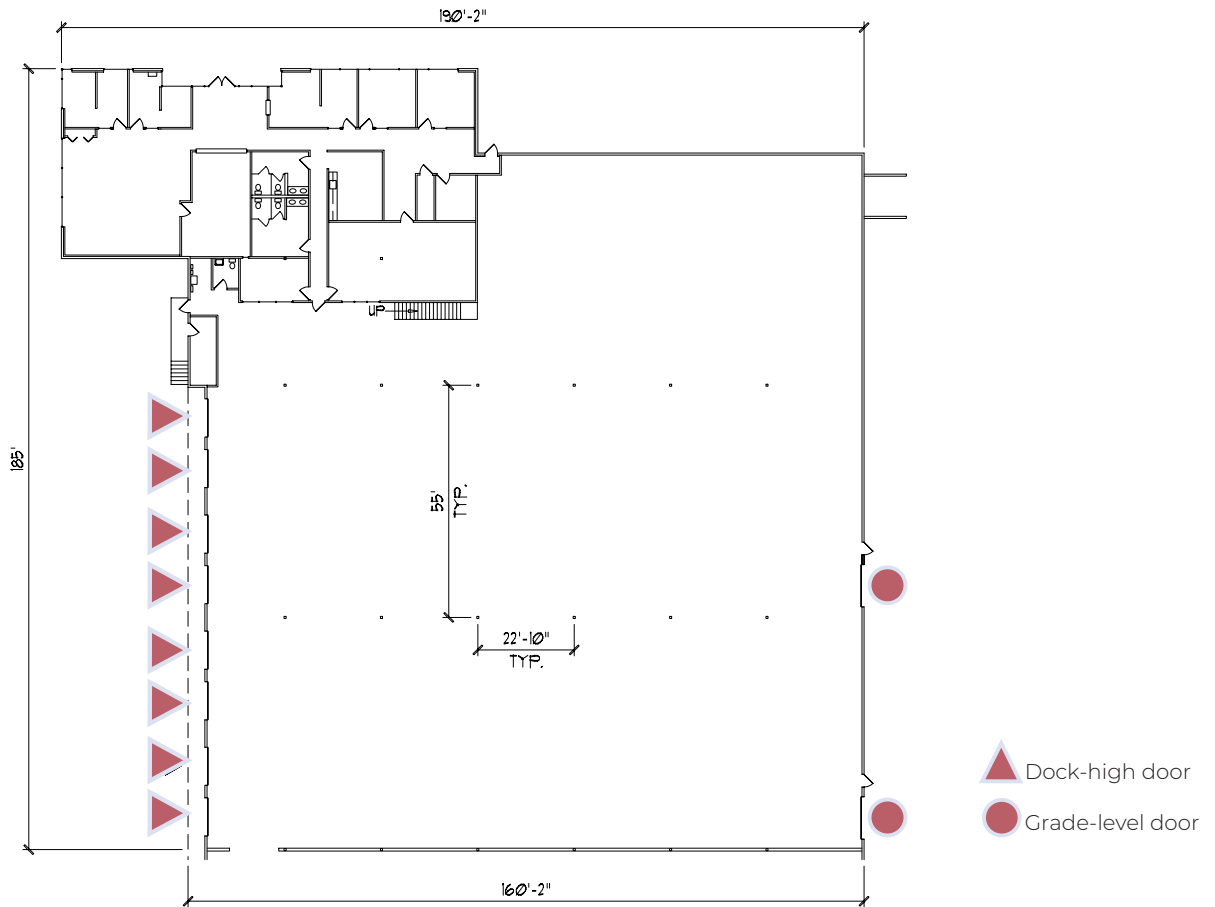
Matt Wood, SIOR
206 595 6814
matt.wood@kbcadvisors.com

John Broom
206 877 2750
john.broom@kbcadvisors.com

KBCADVISORS.COM

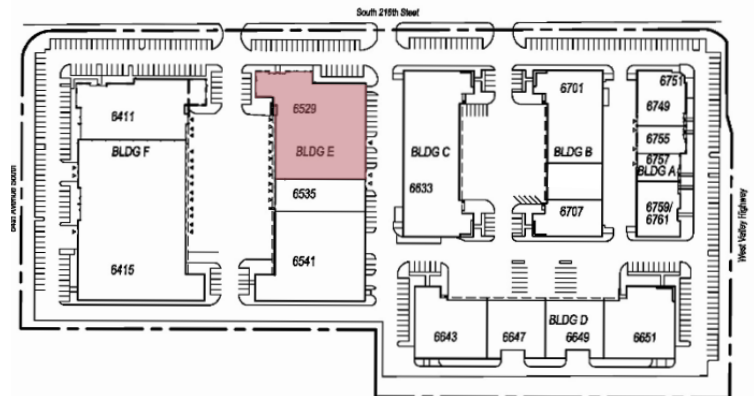
West Valley @ 216th Building E

6529 South 216th Street, Kent, WA 98032



Space Information

Building SF	29,823 SF
Office SF	4,730 SF
Clear Height	22'
Loading Doors	8 Dock-high 2 Grade-level
Available	January 1, 2027



Matt Wood, SIOR
206 595 6814
matt.wood@kbcadvisors.com

John Broom
206 877 2750
john.broom@kbcadvisors.com

KBCADVISORS.COM

© 2026 KBC ADVISORS This information has been obtained from sources believed to be reliable but has not been verified for accuracy or completeness. You should conduct a careful, independent investigation of the property and verify all information. Any reliance on this information is solely at your own risk. The KBC ADVISORS logo is a service mark of KBC ADVISORS. All other marks displayed on this document are the property of their respective owners. Photos herein are the property of their respective owners. Use of these images without the express written consent of the owners is prohibited.