



TUKWILA COMMERCE PARK

12606 INTERURBAN AVE S,
BLDG D, SUITE 100, TUKWILA, WA

FOR LEASE

12,000 SF

1,685 SF Office

24' Clear height

4 Dock high doors & 1 Drive-in door

Ample parking

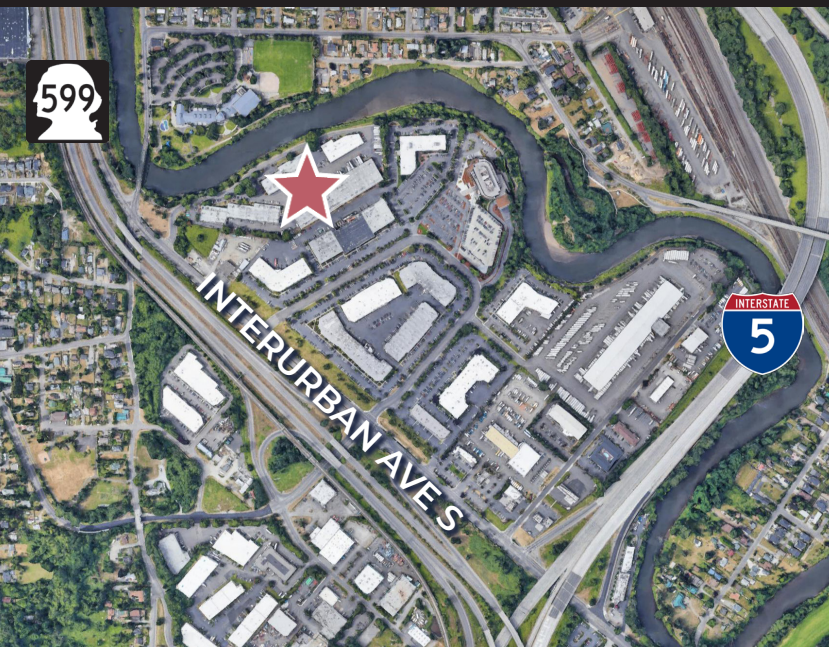
Available now

Call agent for rates

2026 Est. NNN \$0.42/SF

Excellent access to I-5 and SR-599

Adjacent to Tukwila Community Center
and Interurban Trail



MATT WOOD, SIOR

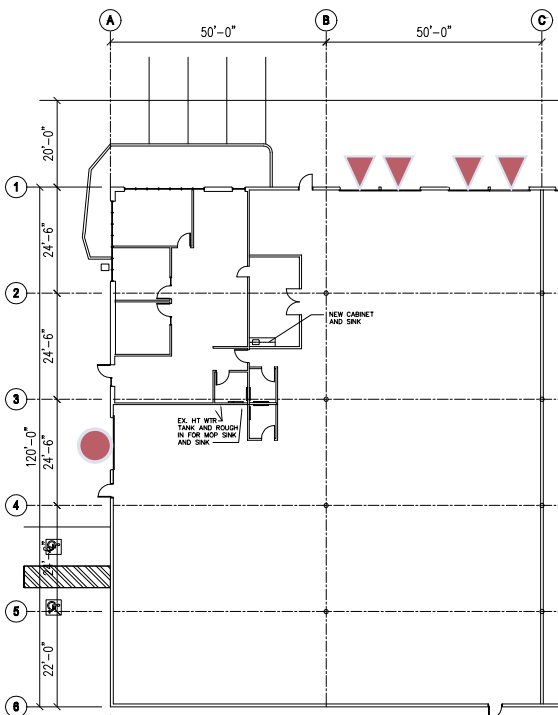
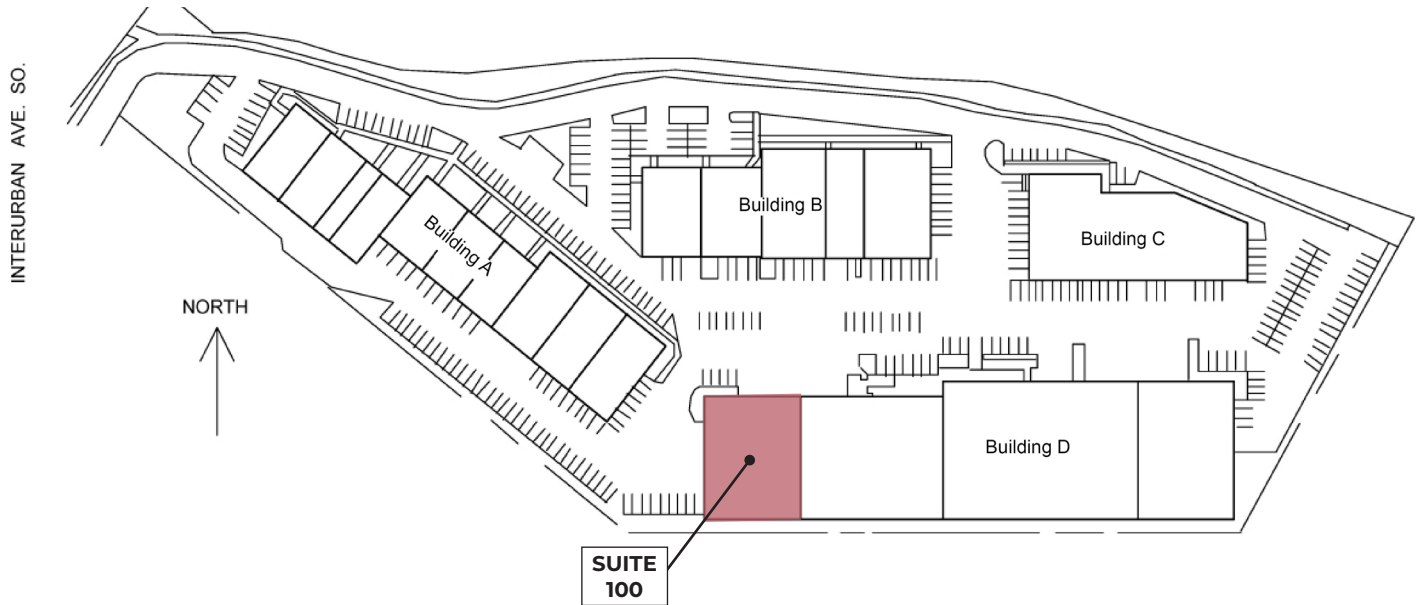
+1 206 595 6814

matt.wood@kbcadvisors.com

JOHN BROOM

+1 206 877 2750

john.broom@kbcadvisors.com



- drive-in door
- ▲ dock high door

Space Information

- 12,000 SF Total
- 1,685 SF Office
- 24' Clear height
- 4 Dock high doors
- 1 Drive-in door
- Ample parking
- Available now

MATT WOOD, SIOR
 +1 206 595 6814
 matt.wood@kbcadvisors.com

JOHN BROOM
 +1 206 877 2750
 john.broom@kbcadvisors.com