



Safe, Sound and Healthy Digital Environments:

A Practical Toolkit for Educators

**Expert insights and resources to enhance digital citizenship
and promote safer online practices for students.**



Snap Inc.

Introduction

Our Commitment to Action: Encouraging Safe, Sound, and Healthy Digital Environments for Students

In today's digital landscape, the intersection of social media and school safety is a critical concern for educators, administrators, parents, and law enforcement. To explore these issues in depth, Safe and Sound Schools conducted roundtables focused on the impact of social media on school environments. These sessions brought together a diverse group of stakeholders, including members of the Snap Inc. ("Snapchat") team, district and school administrators, mental health professionals, educators, and law enforcement officials. With representation from a range of district sizes, geographic locations, and both public and private school settings, the insights shared provided a comprehensive understanding of the challenges facing our school communities.

Here's what we discovered:

While many concerns were rooted in or related to traditional social media, they often extended beyond it, reflecting broader issues prevalent in the digital environment. In response, Safe and Sound Schools, Snapchat, and leading school safety experts have joined forces to develop this comprehensive toolkit to help schools and districts address the following question:



How can we encourage safe, sound and healthy digital environments for students?

Driven by our shared commitment to fostering secure and supportive school environments, our goal is to equip educators with the knowledge and tools necessary to promote the safety and well-being of students in digital spaces.

We hope you find this toolkit to be an invaluable resource for your school community. Together, we can create a safer and more supportive digital environment for students, better protecting every school, every student, every day.



Snap Inc.



Table of Contents

Snapchat: 4 Important Things to Know **1**

What is Snapchat, Really? 2

What are the Main Features and Functionality of Snapchat? 3

Community Guidelines 4

Downloading Snapchat: “Know the Neighborhood” 4

Safe and Sound: Tips and Best Practices for Educators **5**

Promoting Digital Citizenship and Encouraging Safe Practices Online 7

Creating Foundational School Policy for Device and Social Media Usage 9

Addressing, Preventing, and Responding to Bullying and Cyberbullying 10

Promoting Upstander Behavior and Encouraging Reporting 12

Combating Sextortion and the Sharing of Nude or Sexually Explicit Content 14

How to Talk to Students, Parents and Caregivers **18**

Conversation Guide for Students 18

Conversation Guide for Parents and Caregivers 20

Conclusion **23**



We want to extend a heartfelt thank you to the educators, multidisciplinary stakeholders, and dedicated school safety advocates who contributed to the creation of this resource.

We appreciate everything you and your colleagues do to keep students and schools safe.

Keep up the amazing work!



Snapchat: 4 Important Things to Know

As part of our commitment to fostering a safe and healthy digital environment for students, it's essential to provide information on the platforms they frequently use. Snapchat, in particular, has become popular with many young people. In fact, more than 20 million teens in the U.S. use Snapchat, making it imperative that educators be knowledgeable about the platform.

Understanding the basics of how Snapchat works can enable you to connect with students more effectively, promote responsible use, and guide them in maintaining a responsible online presence.

Let's dive in!

1. What is Snapchat, Really?

Snapchat is a communications service designed for people ages 13 and up. It's popular with teenagers and young adults, who primarily use it to talk with their close friends, one-on-one or in small groups.

Teens must be at least 13 years old to create a Snapchat account. If Snap determines that an account belongs to a person under 13, they will terminate the account.

REPORTING FEATURES FOR EDUCATORS AND SROS



Educators and School Resource Officers (SROs) play a vital role in fostering safer online environments. If you become aware of students under the age of 13 using Snapchat, please immediately report this to Snap. Here's how:

Reporting Mechanism






Snapchat offers ways for anyone without a Snapchat account to report an issue on behalf of themselves or others. If you or your students are experiencing unwanted or potentially harmful contact, or conduct on Snapchat, and would like to report it to Snapchat's Safety teams, please do so [here](#).

Reporting Options for SROs (Sworn Law Enforcement):

- By email: lawenforcement@snapchat.com
- Via an account with Snapchat's [Law Enforcement Service System](#) or [Emergency Disclosure Response Form](#)
- Additional information relevant to law enforcement can be found in the [Snapchat Law Enforcement Guide](#)

2. What are the Main Features and Functionality of Snapchat?

Snapchat was purposely designed differently from traditional social media platforms. Built to serve as a communications service, Snapchat doesn't open to – or even have – a public news feed powered by an algorithm with public likes and comments. Instead, the app opens to a camera. Snapchat has five tabs that encourage the quick type of communication, interaction, and sharing that have become hallmarks of the platform.

-  **Camera:** An easy, visual way to share what's on your mind with the people who matter most, create Snaps, play with Lenses and augmented reality experiences, and more.
-  **Chat:** Chat is where you can talk to your friends and family using text and pictures. Snaps and Chats delete by default, mirroring real-life conversations where what you say and do isn't recorded forever and shared with strangers. This helps people feel more comfortable expressing themselves, the same way they would if they were hanging out in person.
-  **Map:** The map is an interactive way for Snapchatters to share their favorite spots, discover new places, and see what their friends are up to – but only if they choose to share their location. Location sharing is off by default, and Snapchatters can only share their location with people they're friends with. There is no option on the Map for Snapchatters to share their location with anyone they haven't chosen to accept as a friend.
-  **Stories:** On the Stories tab, you can find collections of Snaps from your friends, as well as news stories from trusted publishers and verified creators.
-  **Spotlight:** On Spotlight, Snapchatters can submit and watch short, fun, and creative videos.

3. Community Guidelines


Snapchat's [Community Guidelines](#) are designed to help Snapchatters use the service safely. These rules prohibit illegal and potentially harmful content and behavior such as sexual exploitation, pornography, illicit drug activity, violence, self-harm, and misinformation. Extra moderation is applied to public surfaces of Snapchat – on Discover and Spotlight – to help prevent violative content from spreading widely.

To enforce against violations of these Community Guidelines, Snapchat uses proactive detection tools and reports from users, parents, and law enforcement. Their 24/7 global Trust & Safety team is tasked with investigating these reports and taking appropriate action, which can include warnings, content removal, account bans, reporting to authorities, and escalation to law enforcement.

Educators and administrators can get in touch with Snap directly if they ever encounter a problem. Educators can report concerning accounts or content on behalf of their students [here](#), or share feedback with Snap about how Snapchat is being utilized in their community [here](#).

4. Downloading Snapchat: “Know the Neighborhood”

By downloading Snapchat for personal use, educators can gain a deeper understanding of the digital neighborhood where many students socialize. This firsthand insight into current trends and behaviors can help educators stay informed and better understand how students interact online. Equipped with this knowledge, educators can more effectively guide students in using Snapchat responsibly, thereby fostering a trusting and supportive digital environment.





Safe and Sound: Tips and Best Practices for Educators

How to Help Foster Safe, Sound and Healthy Digital Environments

Navigating the digital landscape can be challenging and requires a collaborative approach to effectively manage the risks and pitfalls for students. This section is intended to provide practical and actionable guidance for educators on a range of foundational topics, including promoting good digital citizenship, encouraging responsible digital practices, and developing school policies for device and social media usage. It also addresses critical issues such as bullying, cyberbullying, mental health, sextortion, and the sharing of sexually explicit images or videos.

Developed with insights from [Safe and Sound Schools](#), recognized subject matter experts, and school safety advocates, these tips and best practices aim to help you foster a safer and healthier digital environment for your students.

Meet the Experts



Michele Gay, M.Ed.

Co-founder and Executive Director,
Safe and Sound Schools



Theresa Campbell

Founder and Chief Executive Officer,
Safer Schools Together



Jonathan Cristall, Esq.

Prosecuting Attorney, City of Los Angeles,
Certified Sexual Violence Prevention
Instructor, Digital Safety Advocate, and
Author of *What They Don't Teach Teens*



Colton Easton

Project and Training Manager / Social
Media Awareness Specialist, Safer Schools
Together



Antoinette King, PSP, DPPS, SICC,

Founder, Credo Cyber Consulting LLC
and Author of *The Digital Citizen's Guide
to Cybersecurity: How to Stay Safe and
Empowered Online*

Promoting Digital Citizenship and Encouraging Safe Practices Online

Addressing digital citizenship and safe online practices should start early and be reinforced regularly. Students who may be too young for social media are still exposed to the digital world through Chromebooks, iPads, and other connected devices. It is essential for even our elementary school children to develop strong digital citizenship skills and understand safe practices from the very beginning.

To support this, schools and districts can implement seminars, assemblies, and provide access to curricula, as well as distribute resources for educators, parents and caregivers. This includes conversation guides like the one included later in this toolkit. When curating content for these initiatives, be sure to source materials from trusted organizations and subject matter experts, ensure they are age-appropriate, as well as developmentally suitable, and provide foundational understanding of the following:

- **Red Flags and Bad Actors:** Teach students to recognize potential dangers online, whether from known individuals or strangers. This includes being alert to unusual requests, pressure or threats, inconsistent behavior, privacy violations, or situations that seem too good to be true. Encourage them to only accept friend requests from people they know in real life, trust their instincts, and seek help from a trusted adult if they encounter any of these red flags.
- **Online Actions Have Real-Life Impacts:** Help students understand that their online actions can have lasting, real-world effects. Encourage them to be mindful and intentional with the content they post and the information they share, remembering that anything they do online can potentially remain there indefinitely.




“We often hear the term ‘digital footprint’. At Safer Schools Together (SST), we encourage schools to use the term ‘digital tattoo’ instead. It better represents the permanence of the internet. Footprints disappear but tattoos are ‘forever’. If not forever, trying to remove a tattoo is a long, difficult, and painful process with zero certainty that it will actually fully disappear.”



THERESA CAMPBELL, Founder and Chief Executive Officer, Safer Schools Together

- **Why Reporting is Not ‘Tattling’ or ‘Snitching’:** Empower students to report suspicious or harmful behavior without fear of being labeled as tattlers or snitches. Promote and emphasize the concept of being an upstander rather than a bystander. Reinforce that the phrase “see something, say something” is about protecting everyone’s well-being, and that their voice can make a significant difference.

We will explore these foundational, and often interrelated, topics in greater detail in the sections below, so be sure to keep reading! In the meantime, remember: consistently addressing good digital citizenship and safer online practices helps young students develop healthy habits and boundaries as they mature, and supports older students who may not have received guidance when first entering the digital world.



Creating Foundational School Policy for Device and Social Media Usage

Schools should establish a strong, clear device usage and social media policy to encourage a safe and productive learning environment. This policy should outline the school's stance on device access during the school day and specify whether inappropriate social media activity will result in disciplinary measures.

Additionally, Jonathan Cristall, Esq., often notes when speaking to educators that, generally speaking, according to the law, acts committed on a student's personal device during their own time may still violate school policy if it substantially disrupts the school environment. Schools and districts may therefore, depending on the unique facts involved, be able to impose consequences for such behavior even if the underlying digital acts did not take place during the school day or on a school-owned device.

It is crucial for all faculty members to be knowledgeable on any established policy, as well as on how to help students report inappropriate content or concerning behavior on social media and the broader online environment. This comprehensive approach helps create a supportive atmosphere with established next steps if the policy is breached.

“Comprehensive school safety planning must include considerations for both the physical and digital space. School policies that clearly outline a school's or district's stance on device and social media usage are essential – not only for educators but also for students and their parents. It's only when everyone in the community understands what's acceptable, what's not, and where and how to report concerns, that we can keep our students and our schools safe and sound.”



MICHELE GAY, Co-founder and Executive Director, Safe and Sound Schools



Addressing, Preventing, and Responding to Bullying and Cyberbullying

Bullying and cyberbullying are top issues cited across school communities, requiring strong collaborative efforts to address them. Educators, parents, and students all need education on these topics, as well as a clear understanding of policies, reporting mechanisms, and consequences for related acts. Here are some considerations for implementing effective practices across stakeholder groups, including preventative measures and response tactics:

- **Policy Review and Implementation:** Administrators and educators should regularly review and update school and district policies on bullying and cyberbullying to ensure they are clear, comprehensive, and up to state standards. This includes verifying that the school handbook provides detailed definitions, reporting procedures, and support systems, and ensuring that all school and district staff are well-informed and well-versed in these policies.

“Bullying and cyberbullying are not isolated incidents; they involve repeated acts with malicious intent designed to harm someone. These behaviors, whether in person or online, are closely connected. If a student is being bullied online, there is a strong likelihood that it is also occurring in person. School communities must be prepared to address and respond to these issues in all forms.”



JONATHAN CRISTALL, ESQ., Prosecuting Attorney, City of Los Angeles, Certified Sexual Violence Prevention Instructor, Digital Safety Advocate, and Author of ‘What They Don’t Teach Teens’

- **Provide Professional Development and Training:** While each U.S. state addresses these issues differently through established laws, policies, and regulations, it's vital for administrators in every state to explore ongoing professional development for educators and staff members. This training should include distinguishing between bullying behavior, peer conflict, and simply mean acts to ensure a clear understanding and effective response. Furthermore, because of the severity of these issues, and the correlation between student mental health and other negative outcomes, additional training on related topics such as suicide prevention and awareness is also highly recommended.

BULLYING LAWS, POLICIES & REGULATIONS



For detailed information on state laws and regulations, we encourage you to visit stopbullying.gov. This federal resource maintained by the U.S. Department of Health and Human Services includes an interactive map with easy accessibility to anti-bullying laws and policies of specific states and territories.

- **Parent and Caregiver Workshops & Resource Distribution:** Schools and districts can organize workshops or seminars to help parents and caregivers recognize and respond to signs of bullying and cyberbullying behaviors, and understand how to support their children. These sessions should offer practical advice and resources on recognizing bullying, reporting mechanisms, and effective communication strategies to help parents proactively engage in their children's online safety and well-being.
- **Student Conversations & Resources:** When discussing bullying and cyberbullying behaviors with students, it's essential to provide clear definitions to ensure they understand what it means to be a victim, how to recognize related behaviors, and the impacts of that behavior. These definitions include what constitutes bullying and cyberbullying, as well as peer conflict and mean behavior, and the differences between. **For additional support on this need, please refer to the student conversation guide provided later in this toolkit.**

Promoting Upstander Behavior and Encouraging Reporting

Promoting upstander behavior involves empowering students to take action when they witness inappropriate behavior, both online and in person. By fostering a culture of responsibility and support, schools can help students feel confident and knowledgeable about how to address, respond to, and report such behavior. Here are a few ways to effectively promote upstander behavior:

- **Define It:** Teach students the difference between being an upstander and a bystander—where an upstander actively intervenes to stop harmful behavior and supports those affected, a bystander remains passive. Equip students with practical strategies for addressing, responding to, and reporting inappropriate behavior, including how to speak up, seek help, and use available reporting tools.
- **Educate on Safe and Confidential Reporting:** Reassure students that they will not face consequences for reporting concerns. Emphasize that reporting is a responsible action aimed at protecting everyone’s well-being. To further alleviate concerns about retaliation or peer judgment, provide options for anonymous reporting.



MANDATED REPORTERS



As part of this education on safe reporting, it's important for students to understand that, in most states*, teachers and other school staff are mandated reporters. While they are not responsible for investigating, they are required to report any concerns related to child abuse or neglect to the appropriate authorities. For more information on your state's statutes, please visit the following resources from the Child Welfare Information Gateway and the Children's Bureau:

- [State Statutes Search \(Childwelfare.gov\)](#)
- [Mandatory Reporting of Child Abuse and Neglect: State Statutes \(PDF, May 2023\)](#)

**All states except Indiana, New Jersey, North Carolina, Rhode Island, Utah, and Wyoming. Data current through May 2023 per the Child Welfare Information Gateway and the Children's Bureau Mandatory Reporting of Child Abuse and Neglect: State Statutes PDF.*

- **Develop Student-Led Initiatives:** Create opportunities for students to become ambassadors for positive behavior by forming peer support groups, clubs, or advocacy teams focused on bullying prevention and support. Organize assemblies, workshops, and campaigns led by students to promote upstander behavior, leveraging their significant influence on each other. Recognize that students often trust and feel more comfortable confiding in their peers, so encourage peer support networks where they can seek advice and share experiences. Additionally, highlight and celebrate students who exemplify upstander behavior to inspire others and foster a culture of support and accountability.



Combating Sextortion and the Sharing of Nude or Sexually Explicit Content

Sextortion and the distribution of nude or sexually explicit content pose serious challenges both within and beyond school environments. These complex issues involve the creation, sharing, and potential widespread dissemination of such content. Effective response requires a comprehensive strategy that includes preventive education, legal considerations, and robust support resources. Depending on the circumstances, response may also involve assistance from outside agencies to support the targeted individuals.

“Preventive education is crucial, but it must be complemented by awareness of available resources and support. Importantly, we should never blame young people for the breach of trust that often occurs in these situations.”



JONATHAN CRISTALL, ESQ., Prosecuting Attorney, City of Los Angeles, Certified Sexual Violence Prevention Instructor, Digital Safety Advocate, and Author of ‘What They Don’t Teach Teens’

Key Considerations for Combating Sextortion and the Sharing of Explicit Content

- **Education and Awareness:** Educate students about the risks associated with sextortion and the importance of protecting their digital privacy. Provide clear guidelines on the dangers of sharing intimate images and emphasize that even in trusted relationships, trust can be broken, and situations can change.
- **Legal and Ethical Considerations:** Familiarize yourself with the legal implications of sextortion and unauthorized sharing of explicit content. Educate students on both sides of the situation – including legal consequences for sharing this content without consent, receiving and possessing it, as well as how to understand their rights and legal options should they become a victim.

- **Support and Resources:** Ensure students know where to turn for help if they encounter sextortion or non-consensual sharing of explicit content. Supportive resources, including counseling, trusted organizations that can assist in removing such content, and options for legal representation, should be readily accessible.

DOES A STUDENT NEED HELP TAKING SOMETHING DOWN?



Take It Down is a free and anonymous service provided by the National Center for Missing and Exploited Children (NCMEC). It helps individuals remove or stop the online sharing of nude, partially nude, or sexually explicit images or videos taken when they were under 18.

This resource is essential for educators, students, parents, and caregivers to be aware of. Individuals who have experienced such a violation may not know where to turn for help. Take It Down offers crucial support to address, remove, and mitigate the impact of such content.



Important Definitions to Know

As two of the most trusted child protection and anti-human trafficking organizations, the National Center for Missing and Exploited Children (NCMEC) and Thorn work tirelessly to prevent and address the sexual exploitation of children. Sourced from their library of valuable resources, these are important, established definitions for educators to know:

- **Online Enticement:** The NCMEC definition of online enticement encompasses a broad category of sexual exploitation that includes sextortion and grooming and involves an individual communicating with someone believed to be a child via the internet with the intent to commit a sexual offense or abduction. It's a type of victimization that takes place across every digital platform and includes instances when a child is being groomed to take sexually explicit images and/or ultimately meet face-to-face with someone for sexual purposes, or to engage in a sexual conversation online or, in some instances, to sell/trade the child's sexual images.
- **Sextortion:** NCMEC defines sextortion as a form of child sexual exploitation where children are threatened or blackmailed, most often with the possibility of sharing with the public a nude or sexual images of them, by a person who demands additional sexual content, sexual activity or money from the child.

Per Thorn, online sextortion can escalate more quickly than offline sextortion. In instances stemming from an online-only relationship, threats often begin swiftly – possibly on the day of the meeting – and can come in rapid succession, often repeatedly throughout the day. In these instances, the perpetrator may use catfishing or other forms of deception to convince a minor to share intimate images.

When this type of exploitation is financially motivated, it is called financial sextortion. In these instances, victims are coerced (blackmailed) into sending money or other valuable resources to a predator in order to prevent them from sharing, or continuing to share, their explicit images online. Financial sextortion has been on the rise in recent years and is known to follow an extremely aggressive timeline, with predators often returning to victimize targets again through additional demands.

- **Online Grooming:** Also included in the broad category of online enticement is online grooming. Per Thorn, this is another term used broadly to describe the tactics abusers deploy through the internet to sexually exploit children. It can happen quickly or over time, but at its core it is a process of exploiting trust to shift expectations of what safe behavior is and leveraging fear and shame to keep a child silent.

For more on these topics from the National Center for Missing and Exploited Children (NCMEC) and Thorn, take a look at these resources:

- Financial Sextortion “A Growing Crisis” (Patricia Davis, National Center for Missing & Exploited Children, 2023)
- Grooming and Sextortion (Thorn, 2023)
- Grooming in the Digital Age (Brittany Perna, National Center for Missing & Exploited Children, 2023)
- Online Grooming: What It Is, How It Happens, and How to Defend Children (Thorn, 2023)
- The Issues: Sextortion (National Center for Missing & Exploited Children, 2024)

Bonus Material: Resources for Additional Tips and Best Practices

We invite you to check out these additional resources from leading subject matter experts and other trusted organizations:

- Common Sense Education
- Digital4Good
- National Center for Missing and Exploited Children (Online Enticement & Sextortion)
- Safer Schools Together
- The Digital Citizen’s Guide to Cybersecurity
- What They Don’t Teach Teens

How to Talk to Students, Parents and Caregivers

As you incorporate tips and best practices into your classroom and school environment, it's essential to engage in discussions with students, parents and caregivers.

We understand these topics can sometimes feel overwhelming or uncomfortable. By providing these conversation guides, we aim to support a collaborative effort between educators, students, parents, and caregivers to create a safer and more supportive digital environment.

Conversation Guide for Students

When talking with students about online behavior and safety, the level and depth of conversation will vary based on grade level, use of social media platforms, etc. and should be modified appropriately. In any case, it's crucial to start by creating a supportive and open environment. Let them know that you are there to listen and support them without judgment.



An easy place to start is to begin by discussing many of the topics covered in this toolkit:

- **How online actions can have real-life impacts:** Explain how what they do online can affect them and others in the real world.
- **The concept of a “digital tattoo” compared to a “digital footprint”:** Emphasize that while footprints may fade, tattoos are permanent or very difficult and painful to remove, with no guarantee they will disappear completely.
- **Address misconceptions around “snitching” or “tattling”:** Encourage students to view reporting as a responsible action aimed at ensuring everyone’s safety, rather than a negative act. If concerns about retaliation or judgment persist, offer options for anonymous reporting to help alleviate these fears.
- **Share practical tips and best practices:** Provide students with actionable advice and introduce additional resources to help them stay safe and informed.

By using these points as a foundation for conversations, educators can then use the following questions or prompts to better understand how students are managing their own behaviors online:

Questions to Ask Students:

- What steps do you take to stay safe on social media and online? How do you protect your personal information?
- Have you or your friends experienced negative or unwanted interactions online? How did you handle the situation, and what support did you receive? What did you learn from the experience?
- How do you ensure your own online behavior is responsible and considerate (e.g., keeping comments respectful, managing emotions)?
- How do you deal with peer pressure related to online behavior?

- What resources or tools do you use to report or address any issues you encounter online?
- How do you support friends who might be struggling with online safety or cyberbullying?
- What are some online behaviors that you think could be harmful or unsafe?

Prompts to Use:

- My favorite place to “hang out” online is _____.
- Social media makes me feel _____.
- When I encounter a problem or negative interaction online or on social media, I _____.
- I think it’s important to report online issues because _____.
- My biggest concern about online safety is _____.
- One thing I could do to improve my online behavior is _____.

Conversation Guide for Parents and Caregivers

Many parents and caregivers rely on schools for information, including updates on social media and online environments. When discussing the need for safer and healthier digital environments with these groups, it’s important to cover the topics addressed in this toolkit, such as:

- The real-life impacts of online actions, including the concept of a “digital tattoo” compared to a “digital footprint” and raising digitally responsible youth.
- Encouraging upstander behavior and the importance of reporting.
- Reassurance that taking action is a responsible choice to ensure everyone’s safety.

“Prioritizing safety and teaching our children to think critically about who and what they interact with online is essential. We have to be in this together, supporting them every step of the way. By guiding our kids with resources and real-life examples, we can help them understand that mistakes can happen, but they are never alone. Their only job is to say something, and as trusted adults, we will do something.”



COLTON EASTON, Project and Training Manager / Social Media Awareness Specialist, Safer Schools Together

By reinforcing these foundational topics and the best practices being implemented at school, parents can extend this messaging and support their students' digital safety at home. Additionally, consider the following points to foster productive conversations with parents and caregivers:

- **Listen without judgment:** If your child comes to you with concerns or issues related to their online experiences, listen carefully and without judgment. Your support and understanding are crucial in these moments.
- **Take an interest in your teen's digital life:** Show genuine curiosity about the apps and platforms your child uses, including popular ones like Snapchat. This not only helps you stay informed but also demonstrates that you are engaged and supportive.
- **Utilize parental tools respectfully:** Explore and use the parental control tools available on your child's devices and favorite apps. While these tools can help you monitor and manage online activity, it's important to balance this with respect for their privacy. Engage in open conversations about these tools but reinforce the safe space you will always provide as their parent or caregiver.
- **Discuss or create an acceptable use policy:** Consider setting guidelines or creating a family agreement on acceptable use for Internet-connected devices. This can help establish clear expectations and promote responsible behavior.



“With great access comes great responsibility. Creating an Acceptable Use Policy for Internet-connected devices might feel overwhelming or uncomfortable, but it doesn’t have to be. Templates and resources are available to help busy parents craft a policy they can discuss and enforce with their child. The primary goal is to ensure safe online engagement, while also fostering open, judgment-free communication for any situation that may arise.”



ANTOINETTE KING, PSP, DPPS, SICC, CMMC-RP – Founder, Credo Cyber Consulting LLC and Author of *The Digital Citizen’s Guide to Cybersecurity: How to Stay Safe and Empowered Online*

Questions to Ask Parents:

- Do you interact with your child on their platforms of choice? If not, how can you create opportunities for organic interaction?
- How do you create opportunities for your child to “teach” you about communicating online?
- How often do you check in with your child to reinforce acceptable use?

These points and questions can guide meaningful conversations between educators, parents and caregivers, and their children, fostering a collaborative approach to online safety and responsible digital behavior.

Conclusion

Thank you for downloading this toolkit! We applaud your dedication to fostering a safer and healthier digital environment for students.

As you utilize these tips, best practices, and additional resources, we encourage you to share them widely within your school community. By doing so, you empower everyone to promote a safer and healthier digital environment for students.

We extend our heartfelt thanks to the educators, multidisciplinary stakeholders, and school safety advocates whose expertise and dedication have shaped this toolkit. Your contributions are invaluable in our collective effort to protect every student, every day.

Together, let's continue to innovate, educate, and advocate for safer and healthier digital practices, ensuring that every student can thrive in a supportive online environment.



Snap Inc.