


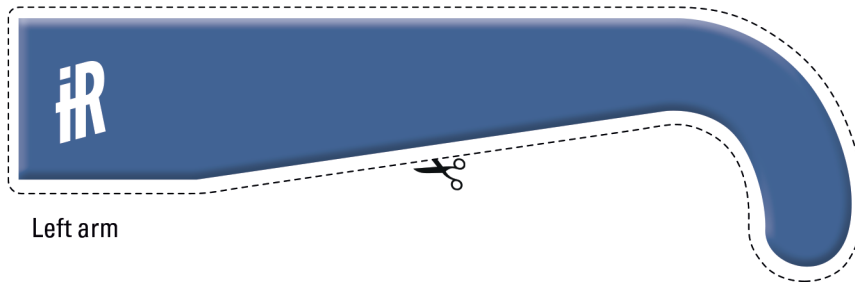
THUNDERBIRDS™
ARE GO

BRAIN'S GLASSES


Look as smart as Brains with your own pair of spectacular spectacles!



Right arm



Left arm



EQUIPMENT:

1. White card or paper
2. Scissors
3. Glue

1. Print the template and cut out all the individual parts.
2. Fold the glue tabs back along the indicated fold line.
3. Apply glue to the glue tabs.
4. Stick the right arm to the right arm glue tab.
5. Stick the left arm to the left arm glue tab.



BE CAREFUL: ASK A GROWN-UP FOR HELP