



THUNDERBIRDSTM ARE GO

FINGER HEROES

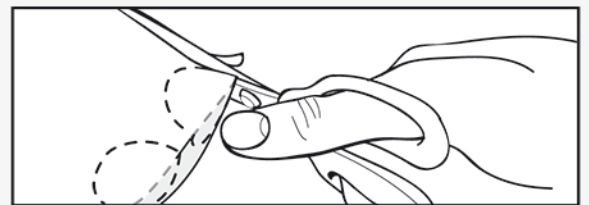
ALAN TRACY


HOW TO MAKE YOUR FINGER HERO:

 Cut along the dotted lines with scissors, then cut out holes for your fingers using a craft knife

 **Be careful! Ask a grown-up for help**

 Act out your favourite scenes from **Thunderbirds Are Go**



 Alternatively, gently fold along the grey lines and use a pair of scissors to cut out the holes



THUNDERBIRDS™ ARE GO

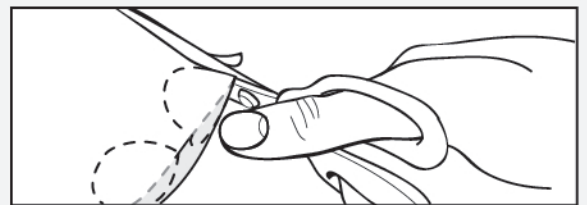
FINGER HEROES BRAINS

HOW TO MAKE YOUR FINGER HERO:

▲ Cut along the dotted lines with scissors, then cut out holes for your fingers using a craft knife

⚠ Be careful! Ask a grown-up for help

▲ Act out your favourite scenes from **Thunderbirds Are Go**



▲ Alternatively, gently fold along the grey lines and use a pair of scissors to cut out the holes

THUNDERBIRDS™ ARE GO

FINGER HEROES

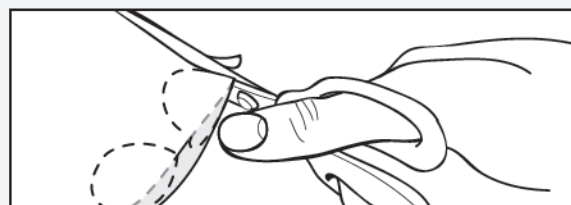

GORDON

HOW TO MAKE YOUR FINGER HERO:

▲ Cut along the dotted lines with scissors, then cut out holes for your fingers using a craft knife

⚠ Be careful! Ask a grown-up for help

▲ Act out your favourite scenes from **Thunderbirds Are Go**



▲ Alternatively, gently fold along the grey lines and use a pair of scissors to cut out the holes

THUNDERBIRDS™ ARE GO

FINGER HEROES

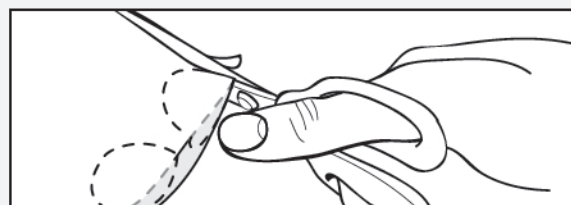

JOHN

HOW TO MAKE YOUR FINGER HERO:

▲ Cut along the dotted lines with scissors, then cut out holes for your fingers using a craft knife

⚠ Be careful! Ask a grown-up for help

▲ Act out your favourite scenes from **Thunderbirds Are Go**




▲ Alternatively, gently fold along the grey lines and use a pair of scissors to cut out the holes

THUNDERBIRDS™ ARE GO

FINGER HEROES

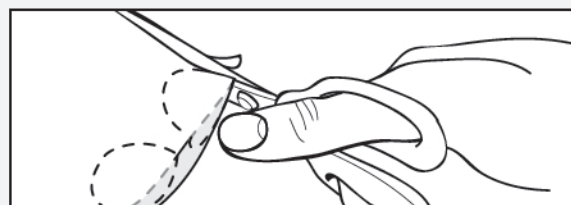
KAYO


HOW TO MAKE YOUR FINGER HERO:

 Cut along the dotted lines with scissors, then cut out holes for your fingers using a craft knife

 **Be careful! Ask a grown-up for help**

 Act out your favourite scenes from **Thunderbirds Are Go**




 Alternatively, gently fold along the grey lines and use a pair of scissors to cut out the holes

THUNDERBIRDS™ ARE GO

FINGER HEROES

SCOTT


HOW TO MAKE YOUR FINGER HERO:

 Cut along the dotted lines with scissors, then cut out holes for your fingers using a craft knife

 **Be careful! Ask a grown-up for help**

 Act out your favourite scenes from **Thunderbirds Are Go**




 Alternatively, gently fold along the grey lines and use a pair of scissors to cut out the holes

THUNDERBIRDS™ ARE GO

FINGER HEROES THE HOOD

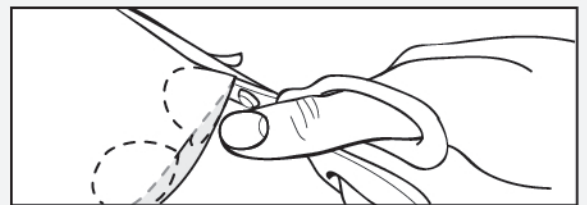



HOW TO MAKE YOUR FINGER HERO:

 Cut along the dotted lines with scissors, then cut out holes for your fingers using a craft knife

 **Be careful! Ask a grown-up for help**

 Act out your favourite scenes from **Thunderbirds Are Go**



 Alternatively, gently fold along the grey lines and use a pair of scissors to cut out the holes

THUNDERBIRDS™ ARE GO

FINGER HEROES

VIRGIL

HOW TO MAKE YOUR FINGER HERO:

▲ Cut along the dotted lines with scissors, then cut out holes for your fingers using a craft knife

⚠ Be careful! Ask a grown-up for help

▲ Act out your favourite scenes from **Thunderbirds Are Go**



▲ Alternatively, gently fold along the grey lines and use a pair of scissors to cut out the holes