

Step-by-step

Name: _____ Date: _____

Class: _____ Teacher: _____

When solving a math problem, it helps to do the work in steps.
Use this chart to map out the steps.

1. Write any important math formulas or notes in the box to the left.
2. In the top right box, write your problem.
3. Complete the problem, one step at a time. Put only one step in each box.
4. Write your solution in the bottom right box.

Important math formulas
and notes:

Your problem:

Step one:

Step two:

Step three:

Step four:

Step five:

Your solution:

Step-by-step

Name: _____ Date: _____

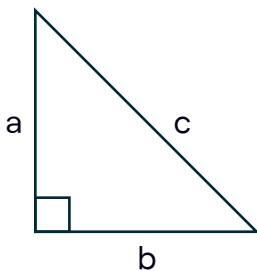
Class: Geometry Teacher: _____

When solving a math problem, it helps to do the work in steps.
Use this chart to map out the steps.

1. Write any important math formulas or notes in the box to the left.
2. In the top right box, write your problem.
3. Complete the problem, one step at a time. Put only one step in each box.
4. Write your solution in the bottom right box.

Important math formulas
and notes:

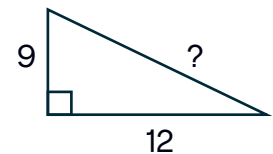
Pythagorean
theorem



$$a^2 + b^2 = c^2$$

Your problem:

Find the length of the missing
side in the triangle:



Step one:

$$a = 9, b = 12, c = ?$$

Step two:

$$a^2 + b^2 = c^2$$
$$9^2 + 12^2 = c^2$$

Step three:

$$81 + 144 = c^2$$

Step four:

$$225 = c^2$$

Step five:

$$\sqrt{225} = \sqrt{c^2}$$

Your solution:

$$15 = c$$

Step-by-step

Name: _____ Date: _____

Class: Math Teacher: _____

When solving a math problem, it helps to do the work in steps.
Use this chart to map out the steps.

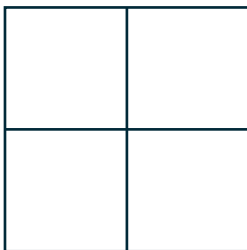
1. Write any important math formulas or notes in the box to the left.
2. In the top right box, write your problem.
3. Complete the problem, one step at a time. Put only one step in each box.
4. Write your solution in the bottom right box.

Important math formulas
and notes:

Box / Area
Multiplication

of
digits

of
digits

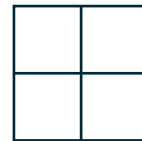


Your problem:

$$42 \times 28 = ?$$

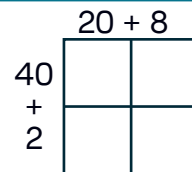
Step one:

Set up the box
(2 digit # \times 2 digit #)



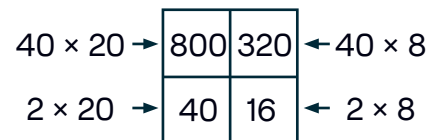
Step two:

Set up the box
(2 digit # \times 2 digit #)



Step three:

Multiply each row
by each column



Step four:

$$\begin{array}{r} 800 \\ + 320 \\ + 40 \\ + 16 \\ \hline 1176 \end{array}$$

Step five:



Your solution:

$$42 \times 28 = 1176$$