

The “Spacekid”

Print this page on heavy paper.
Kids can choose their favorite spacekid
and decorate it using crayons, markers,
and other art supplies.

Supplies you will need:



Scissors






Glue



Art supplies



Pencil, craft stick, or spoon



For spacekid figures:

Cut out and glue to a pencil, a craft stick, or
the handle of a plastic spoon.

To use the spacekid, have your child place it
between words when writing. This helps kids
leave enough space between each word.