

City of Armadale Business Landscape



Small Business
Development Corporation

Turn to us.

ABS Counts of Australian Businesses

Data as of March 2026 – released December 2025*

City of Armadale

Industry	Non employing	1-4 Employees	5-19 Employees	20-199 Employees	200+ Employees	Total
Agriculture, Forestry and Fishing	77	28	13	5	0	123
Mining	16	4	5	0	0	27
Manufacturing	151	86	39	20	0	296
Electricity, Gas, Water and Waste Services	12	9	5	0	0	26
Construction	808	362	72	18	0	1,260
Wholesale Trade	108	47	26	11	0	192
Retail Trade	174	91	56	14	0	335
Accommodation and Food Services	83	82	91	26	3	284
Transport, Postal and Warehousing	1,495	157	18	3	0	1,673
Information Media and Telecommunications	35	14	3	0	0	51
Financial and Insurance Services	132	42	3	3	0	179
Rental, Hiring and Real Estate Services	408	44	11	4	3	468
Professional, Scientific and Technical Services	408	197	31	5	0	641
Administrative and Support Services	278	74	15	13	0	380
Public Administration and Safety	11	8	3	3	0	25
Education and Training	41	24	8	6	3	80
Health Care and Social Assistance	288	101	51	25	0	465
Arts and Recreation Services	52	19	5	0	0	77
Other Services	241	142	53	6	0	442
Currently Unknown	0	0	0	0	0	0
Total	4,818	1,531	506	165	4	7,024


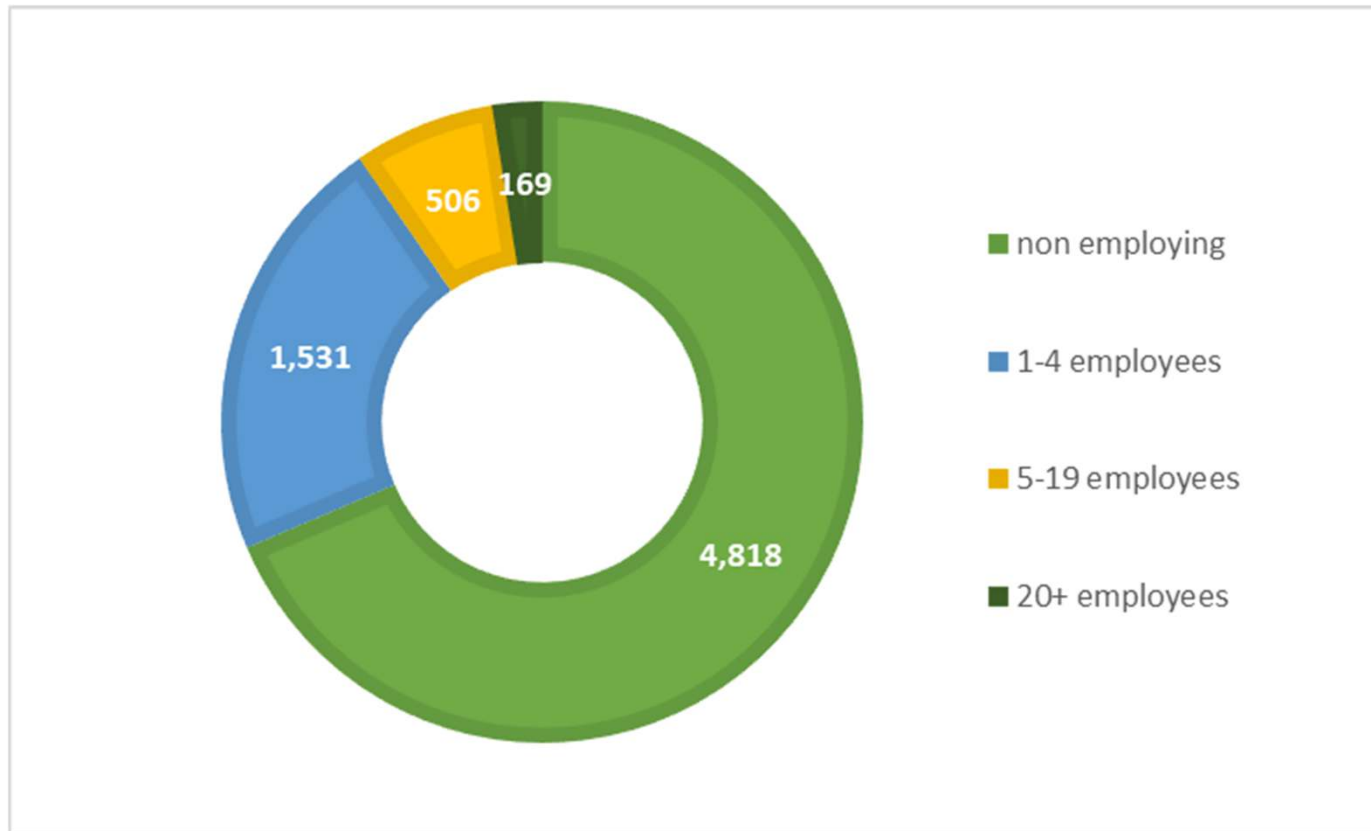
* <https://www.abs.gov.au/methodologies/data-region-methodology/2011-25>

These totals have been subject to perturbation as per the ABS' methodology (allowing for confidentiality)

City of Armadale business landscape



Total businesses 7,024*



Small Business
Development Corporation

Turn to us.

8165.0 Counts of Australian Businesses, including Entries and Exits July 2021 - June 2025
Businesses by industry division by Local Government Area (LGA) by employment size ranges
<https://www.abs.gov.au/methodologies/data-region-methodology/2011-25>

***These totals have been subject to perturbation as per the ABS' methodology (allowing for confidentiality)**

Small business represents 98% City of Armadale's business mix



6,855

Small businesses

2% medium/large
businesses

4,818

Sole traders

2,037

Employing 1-19 FTE

City of Armadale's top four small business categories



Transport, Postal and Warehousing

1,495 (no employees)
175 (1-19 employees)



Construction

808 (no employees)
434 (1-19 employees)




Professional, Scientific and Technical Services

408 (no employees)
228 (1-19 employees)



Rental, Hiring and Real Estate Services

408 (no employees)
55 (1-19 employees)



Small Business
Development Corporation

Turn to us.



GOVERNMENT OF
WESTERN AUSTRALIA

**Small Business
Development Corporation**

Turn to us.