

# CITY OF ARMADALE

## AGENDA

**OF CORPORATE SERVICES COMMITTEE TO BE HELD IN THE COMMITTEE ROOM, ADMINISTRATION CENTRE, 7 ORCHARD AVENUE, ARMADALE ON TUESDAY, 20 MAY 2025 AT 7.00PM.**

---

### **OFFICIAL OPENING & ACKNOWLEDGEMENT OF COUNTRY**

#### **PRESENT:**

Cr S J Mosey (Chair)  
Cr S Peter JP (Deputy Chair)  
Cr M J Hancock  
Cr J Joy JP  
Cr L Sargeson  
Cr G J Smith  
Cr S S Virk

#### **APOLOGIES:**

Cr K Busby (Leave of Absence)

#### **OBSERVERS:**

#### **IN ATTENDANCE:**

#### **PUBLIC:**

*“For details of Councillor Membership on this Committee, please refer to the City’s website – [www.armadale.wa.gov.au/your council/councillors](http://www.armadale.wa.gov.au/your_council/councillors).”*

## **DISCLAIMER**

---

The Disclaimer for protecting Councillors and staff from liability of information and advice given at Committee meetings to be read.

## **DECLARATION OF MEMBERS' INTERESTS**

---

## **QUESTION TIME**

---

*Public Question Time is allocated for the asking of and responding to questions raised by members of the public.*

*Minimum time to be provided – 15 minutes (unless not required)*

*Policy and Management Practice EM 6 – Public Question Time has been adopted by Council to ensure the orderly conduct of Public Question time and a copy of this procedure can be found at <http://www.armadale.wa.gov.au/PolicyManual>*

*It is also available in the public gallery.*

*The public's cooperation in this regard will be appreciated.*

## **DEPUTATION**

---

## **CONFIRMATION OF MINUTES**

---

## **RECOMMEND**

**Minutes of the Corporate Services Committee Meeting held on 15 April 2025 be confirmed.**

## **ITEMS REFERRED FROM INFORMATION BULLETIN**

---

### **Items in Issue No. 5**

#### **Progress Report**

Progress Report on Contingency, Operational & Strategic Projects

#### **Outstanding Matters & Information Items**

Report on Outstanding Matters – Corporate Services Committee

#### **Economic Development**

Tourism & Visitor Centre Report

#### **Report of the Common Seal**

*If any of the items listed above require clarification or a report for a decision of Council, this item to be raised for discussion at this juncture.*

# CONTENTS

## CORPORATE SERVICES COMMITTEE

20 MAY 2025

---

<b>1.</b>	<b>FINANCIAL MANAGEMENT &amp; PLANNING</b>	
1.1	LIST OF ACCOUNTS PAID - MARCH 2025.....	4
1.2	**STATEMENT OF FINANCIAL ACTIVITY - MARCH 2025 .....	7
1.3	ADOPTION OF VALUE FOR REPORTING MATERIAL VARIANCES 2025/26.....	13
<b>2.</b>	<b>GOVERNANCE &amp; ADMINISTRATION</b>	
2.1	**CONDUCT OF 2025 LOCAL GOVERNMENT ELECTION .....	19
2.2	**LOCAL GOVERNMENT REFORM - APPOINTMENT OF COMMITTEE CHAIRPERSONS AND DEPUTY CHAIRPERSONS .....	23
<b>3.</b>	<b>MISCELLANEOUS</b>	
3.1	LEASING: ARMADALE LIBRARY - ARMADALE CENTRAL SHOPPING CENTRE.....	28
<b>4.</b>	<b>COUNCILLORS' ITEMS</b>	
	NIL. ....	29
<b>5.</b>	<b>CHIEF EXECUTIVE OFFICER'S REPORT</b>	
	NIL. ....	29
<b>6.</b>	<b>EXECUTIVE DIRECTOR'S REPORT</b>	
	NIL. ....	29
	<b>SUMMARY OF ATTACHMENTS .....</b>	<b>30</b>

### **1.1 - LIST OF ACCOUNTS PAID - MARCH 2025**

WARD : ALL  
FILE No. : M/235/25  
  
DATE : March 2025  
REF : MH  
RESPONSIBLE : Executive Director  
MANAGER : Corporate Services

**In Brief:**

- The report presents, pursuant to Regulation 13(1), (2) and (3) and 13A (1) and (2) of the *Local Government (Financial Management) Regulations 1996*, the List of Accounts paid for the period 1 March to 31 March 2025 as well as the credit card and fuel card statements for the month of March 2025.

### **Tabled Items**

Nil.

### **Decision Type**

- ☐ **Legislative** The decision relates to general local government legislative functions such as adopting/changing local laws, town planning schemes, rates exemptions, City policies and delegations etc.
- ☒ **Executive** The decision relates to the direction setting and oversight role of Council.
- ☐ **Quasi-judicial** The decision directly affects a person's rights or interests and requires Councillors at the time of making the decision to adhere to the principles of natural justice.

### **Officer Interest Declaration**

Nil.

### **Strategic Implications**

4. Leadership
- 4.3 Financial Sustainability
- 4.3.2 Undertake active financial management to ensure that the annual budget is achieved and any variances are promptly identified and addressed.

### **Legal Implications**

Section 6.10 (d) of the *Local Government Act 1995* refers, ie.

#### **6.10 Financial management regulations**

*Regulations may provide for —*

- (d) *the general management of, and the authorisation of payments out of —*
- (i) *the municipal fund; and*
  - (ii) *the trust fund, of a local government.*

Regulation 13(1), (2) & (3) and 13A (1) and (2) of the *Local Government (Financial Management) Regulations 1996* refers, ie.

#### **13. Payments from municipal fund or trust fund by CEO, CEO's duties as to etc.**

- (1) *If the local government has delegated to the CEO the exercise of its power to make payments from the municipal fund or the trust fund, a list of accounts paid by the CEO is to be prepared each month showing for each account paid since the last such list was prepared —*
- (a) *the payee's name;*
  - (b) *the amount of the payment;*
  - (c) *the date of the payment; and*
  - (d) *sufficient information to identify the transaction.*
- (2) *A list of accounts for approval to be paid is to be prepared each month showing -*
- (a) *for each account which requires council authorization in that month —*
    - (i) *the payee's name; and*
    - (ii) *the amount of the payment; and*
    - (iii) *sufficient information to identify the transaction;*
  - and*
  - (b) *the date of the meeting of the Council to which the list is to be presented.*
- (3) *A list prepared under subregulation (1) or (2) is to be —*
- (a) *presented to the Council at the next ordinary meeting of the Council after the list is prepared; and*
  - (b) *recorded in the minutes of that meeting.*

#### **13A Payments by employees via purchasing cards <sup>1</sup>**

- (1) *If a local government has authorised an employee to use a credit, debit or other purchasing card, a list of payments made using the card must be prepared each month showing the following for each payment made since the last such list was prepared -*
- (a) *the payee's name;*
  - (b) *the amount of the payment;*
  - (c) *the date of the payment; and*
  - (d) *sufficient information to identify the payment*
- (2) *A list prepared under subregulation (1) is to be —*
- (a) *presented to the Council at the next ordinary meeting of the Council after the list is prepared; and*
  - (b) *recorded in the minutes of that meeting.*

---

<sup>1</sup> [Regulation 13A inserted: SL 2023/106 r. 6.]

**Council Policy/Local Law Implications**

Nil.

**Budget/Financial Implications**

All accounts paid have been duly incurred and authorised for payment as per approved payment procedures.

**Consultation**

Nil.

**BACKGROUND**

Pursuant to Section 5.42 of the *Local Government Act 1995* (*Delegation of some powers and duties to CEO*), Council has resolved to delegate to the CEO (*Delegation Payment from Municipal and Trust Funds refers*) the exercise of its powers to make payments from the municipal and trust funds.

**COMMENT**

The List of Accounts paid for the period 1 March to 31 March 2025 is presented as an attachment to this report as well as the credit card statements for the period ended 31 March 2025 and the monthly fuel card statements for the period ended 28 March 2025.

This month included a quarterly ESL payment for \$3.56M to the Dept of Fire and Emergency Services.

**RECOMMEND**

**That Council note the List of Accounts paid as presented in the attachment to this report and summarised as follows:**

**Municipal Fund**

**Accounts and direct debits paid totaling \$16,099,181.74, cheque numbers 462 to 474, transactions 28745 to 29612 and Payrolls dated 2 March, 16 March and 30 March 2025.**

**Credit Cards**

**Accounts paid totalling \$8,502.04 for the period ended 25 March 2025.**

**Fuel Cards**

**Accounts paid totalling \$14,999.69 for the month ended 31 March 2025.**

**ATTACHMENTS**

1. [↓](#) Monthly Cheque and Credit Card Report - March 2025
2. [↓](#) Monthly Fuel Card Transactions - Period Ending 31 March 2025

***1.2 - STATEMENT OF FINANCIAL ACTIVITY - MARCH 2025***

WARD : ALL  
FILE No. : M/236/25  
  
DATE : March 2025  
REF : MH  
RESPONSIBLE : Executive Director  
MANAGER : Corporate Services

**In Brief:**

- This report presents the City's Monthly Financial Report for the ninth (9) month period ended 31 March 2025.
- This report recommends accepting the Financial Report for the ninth (9) month period ended 31 March 2025, noting there are reportable actual to budget material variances for the period.

**Tabled Items**

Nil.

**Decision Type**

- ☐ **Legislative** The decision relates to general local government legislative functions such as adopting/changing local laws, town planning schemes, rates exemptions, City policies and delegations etc.
- ☒ **Executive** The decision relates to the direction setting and oversight role of Council.
- ☐ **Quasi-judicial** The decision directly affects a person's rights or interests and requires Councillors at the time of making the decision to adhere to the principles of natural justice.

**Officer Interest Declaration**

Nil.

**Strategic Implications**

4. Leadership
- 4.3 Financial Sustainability
- 4.3.2 Undertake active financial management to ensure that the annual budget is achieved, and any variances are promptly identified and addressed.

### **Legal Implications**

*Local Government Act 1995 – Part 6 – Division 3 – Reporting on Activities and Finance  
Local Government (Financial Management) Regulations – Part 4 – Financial Reports.*

*Local Government Act 1995 – s.6.11 Reserve accounts*

- (1) Subject to subsection (5), where a local government wishes to set aside money for use for a purpose in a future financial year, it is to establish and maintain a reserve account for each such purpose.*
- (2) Subject to subsection (3), before a local government —*
  - (a) changes\* the purpose of a reserve account; or*
  - (b) uses\* the money in a reserve account for another purpose, it must give one month's local public notice of the proposed change of purpose or proposed use.*

*\* Absolute majority required.*
- (3) A local government is not required to give local public notice under subsection (2) -*
  - (a) where the change of purpose or of proposed use of money has been disclosed in the annual budget of the local government for that financial year; or*
  - (b) in such other circumstances as are prescribed.*
- (4) A change of purpose of, or use of money in, a reserve account is to be disclosed in the annual financial report for the year in which the change occurs.*
- (5) Regulations may prescribe the circumstances and the manner in which a local government may set aside money for use for a purpose in a future financial year without the requirement to establish and maintain a reserve account.*

### **Council Policy/Local Law Implications**

Nil.

### **Budget/Financial Implications**

The Statement of Financial Activity, as presented, refers and explains.

### **Consultation**

Nil.

### **BACKGROUND**

A local government is required to prepare a statement of financial activity reporting on the revenue and expenditure as set out in the annual budget for that month. The details in the statement are those as prescribed and the statement is to be reported to Council.



## COMMENTS

Presented as an attachment this month, is the eighth monthly financial statement for the new financial year (presented in nature and type format) prepared from information posted in the OneCouncil system.

For the purposes of reporting other material variances from the Statement of Financial Activity, the following indicators, as resolved by Council, have been applied.

### **Revenue**

Material variances are identified where, for the period being reported, the actual varies to the budget by an amount of (+) or (-) \$100,000 and in these instances an explanatory comment has been provided.

### **Expense**

Material variances are identified where, for the period being reported, the actual varies to the budget by an amount of (+) or (-) \$100,000 and in these instances an explanatory comment has been provided.

For the purposes of explaining each Material Variance, a three part approach has been taken.

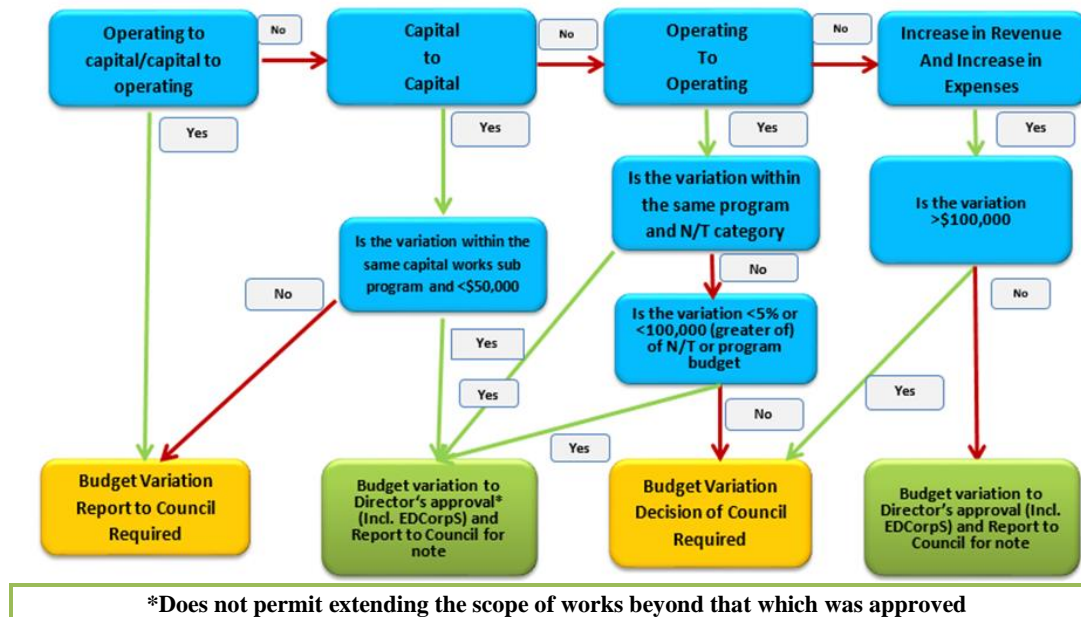
The parts are:

1. **Period Variation**  
Relates specifically to the value of the Variance between the Budget and Actual figures for the period of the report.
2. **Primary Reason**  
Explains the primary reasons for the period Variance. As the report is aimed at a higher level analysis, minor contributing factors are not reported.
3. **Budget Impact**  
Forecasts the likely dollar impact on the Annual Budget position. It is important to note that figures in this part are 'indicative only' at the time of reporting, for circumstances may subsequently change.

At the 24 June 2024 Ordinary Meeting, Council adopted the Budget Variations Process Map which kept the Capital variation at \$50,000 and the Operating to Operating variation at \$100,000 to align with the overall adopted material variation threshold. Budget variations are presented to Council for authorisation by 'Absolute Majority' in circumstances where a forecast variation requires a movement from:

- Operating to Capital.
- Capital to Capital over \$50,000.
- Capital to Operating.
- Operating to Operating for amounts greater than 5% or \$100,000 (whichever is greater).

### Budget Variation Process Map



The June 2024 decision of Council also permitted the Chief Executive Officer to amend a grant funded capital works budget, if there was a corresponding increase in the grant funding.

*The Chief Executive Officer is authorised to approve amendments to capital budgets that are fully funded by external sources and that require an increase cost, commensurate with an increase in funding, but do not necessarily change scope. This caters for circumstances where Developer Contribution Works (which are pre-approved by Council) can be varied in terms of timing of delivery, if required.*

## DETAILS

Presented as an attachment is the Monthly Statement of Financial Activity for the ninth (9) month period ended 31 March 2025. The Monthly Statements are based on the model statements provided to the sector, which have been developed by Moore Australia, in conjunction with the Department of Local Government, Sport and Cultural Industries.

### Capital Program Update

Included in the monthly report as an attachment is the list of the capital program as at the end for March 2025. Attachments are provided separately for projects above \$250K and projects under \$250K. At the end of March, actual spend plus commitments totalled \$20.1M.

	<b>Budget (incl C/Fwds)</b>	<b>Actuals (Mar 2025)</b>	<b>Commitments (Mar 2025)</b>	<b>Total (Spend plus commitments)</b>
Under \$250k	\$7,816,505	\$2,720,972	\$1,030,962	\$3,751,934
Over \$250K	\$48,645,217	\$4,901,661	\$11,471,700	\$16,373,361
<b>Total</b>	<b>\$56,461,722</b>	<b>\$7,622,633</b>	<b>\$12,502,662</b>	<b>\$20,125,295</b>

Budget Variation Request: Brookton Highway Hill Street Intersection Upgrade

The City is currently delivering road intersection improvements at the intersection of Brookton Highway and Hill Street in Kelmscott to improve vehicular and pedestrian safety. These works include widening the existing intersection to facilitate safe turning movements from Brookton Highway and improving the pedestrian footpath.

The project is funded in part by a grant from the State Government.

Earlier this year, Council approved a budget variation in the mid review to reflect the market response to the call for tenders for the project. More recently, a number of latent conditions encountered at the site during construction such as asbestos pipes and clay subgrade as well as main roads changing their traffic management requirements to require night works, have further increased the cost of works. The project now requires an additional \$250,000 to complete.

Savings have been identified for transfer from the Civil Works operations budget. Projections for the Civil Works operational budget forecasts underspends in both material/contracts and labour cost. Council approval is required for this budget transfer, as funds will be transferred between the Civil Works operational budgets to the Capital Works budget for the Brookton Highway Hill Street Intersection Upgrade.

Rates Debtors

Outstanding rate debtors over one year, greater than \$250 outstanding and without any form of payment arrangement is summarised below.

Mar-25		Non Pensioner							
		One Year		Two Years		Three + Years		TOTAL	
		#	\$	#	\$	#	\$	#	\$
ALL	Year One	413	538,224	138	315,271	155	450,264	706	1,303,759
ALL	Year Two				176,716		169,985		346,701
ALL	Year Three						0		0
<b>TOTAL</b>		<b>413</b>	<b>538,224</b>	<b>138</b>	<b>491,987</b>	<b>155</b>	<b>620,249</b>	<b>706</b>	<b>1,650,460</b>

**Change from last month**      -7      -\$22,680      -12      -\$47,186      -21      -\$237,600      -40      **-\$307,466**

**YTD Change**      -1,028      -\$1,721,997      -215      -\$1,085,682      -184      -\$1,541,479      -1,427      **-\$4,349,158**

A further \$307K has been collected from debtors who are currently not on payment arrangements. \$4.3M has now been collected since July 1. Attention is also now occurring on the one year properties which are currently lagging in order to avoid them becoming two year statistics going forward.

---

Sundry Debtors

The total of Sundry Debtors 120+days has reduced slightly to \$0.83M. The breakdown for the 120 day plus category is:

- \$674K is with Fines Enforcement Registry for collection
- \$36K relate to Waste commercial customers which will be presented to Council for consideration in June
- A further \$47K relate to Planning and Building debtors, which should be collected
- A number of community organisations make up the balance.

**RECOMMEND**

**That Council:**

- 1. Pursuant to Regulation 34 of the *Local Government (Financial Management) Regulations 1996* accept the Statement of Financial Activity for the ninth (9) month period ended 31 March 2025.**
- 2. Note that there are reportable actual to budget material variances for the year-to-date period ending 31 March 2025.**
- 3. Note the \$1,486.00 small rates debts written off under Delegation 1.1.22 and Sub Delegation 1.2.22.**
- 4. Approve the following budget amendment for the Capital Works Budget Brookton Highway Hill Street Intersection Upgrade:**
  - a. Increase in the Capital Works Budget for**
    - i. CP981 - Brookton Highway Hill Street Intersection Upgrade \$250,000**
  - b. Decrease in the operation budgets for civil works by:**
    - i. 5500-410022-50020 Contractors (\$125,000)**
    - ii. 5500-410075-50000 Employee Costs (\$125,000)**

**ABSOLUTE MAJORITY RESOLUTION REQUIRED**

**ATTACHMENTS**

- 1.** [Monthly Financial Report - March 2025](#)
- 2.** [Capital Program - March 2025 \(\\$250k plus\)](#)
- 3.** [Small Balance Write Off - Rates - March 2025](#)

**1.3 - ADOPTION OF VALUE FOR REPORTING MATERIAL VARIANCES 2025/26**

WARD : ALL  
FILE No. : M/185/25  
DATE : 13 March 2025  
REF : MH  
RESPONSIBLE : Executive Director  
MANAGER : Corporate Services

**In Brief:**

- Each financial year Council is required to set a value for reporting material variances in monthly statements of financial activity.
- This report recommends that the values adopted by Council for the current 2024/25 financial year remain unchanged for the coming 2024/25 financial year except for an increase in the capital expenditure threshold from \$50,000 to \$100,000, ie:
  - Revenues – Material variances will be identified, where the actual varies to budget by an amount of (+) or (-) \$100,000.
  - Expenses – Material variances will be identified where the actual varies to budget by an amount of (+) or (-) \$100,000.
- This report also recommends that the reporting thresholds for budget variations be approved. These remain unchanged as to what was adopted in the current financial year with the exception of the capital threshold changing from \$50,000 to \$100,000.

**Tabled Items**

Nil.

**Decision Type**

- ☐ **Legislative** The decision relates to general local government legislative functions such as adopting/changing local laws, town planning schemes, rates exemptions, City policies and delegations etc.
- ☒ **Executive** The decision relates to the direction setting and oversight role of Council.
- ☐ **Quasi-judicial** The decision directly affects a person's rights or interests and requires Councillors at the time of making the decision to adhere to the principles of natural justice.

### **Officer Interest Declaration**

Nil.

### **Strategic Implications**

Outcome 4.1: Strategic Leadership and effective management

4.1.2 Develop and maintain a comprehensive suite of strategies and plans to guide the City's delivery of infrastructure and services to the community.

4.3.1 Undertake strategic financial planning to ensure that appropriate services are effectively delivered, assets are efficiently managed and renewed, and funding strategies are equitable and responsible.

### **Legal Implications**

The *Local Government Act 1995* states that:

*2.7. Role of council*

*(1) The council —*

- (a) governs the local government's affairs; and*
- (b) is responsible for the performance of the local government's functions.*

*(2) Without limiting subsection (1), the council is to —*

- (a) oversee the allocation of the local government's finances and resources; and*
- (b) determine the local government's policies.*

*6.8. Expenditure from municipal fund not included in annual budget*

*(1) A local government is not to incur expenditure from its municipal fund for an additional purpose except where the expenditure —*

- (a) is incurred in a financial year before the adoption of the annual budget by the local government; or*
- (b) is authorised in advance by resolution\*; or*
- (c) is authorised in advance by the mayor or president in an emergency.*

*\* Absolute majority required.*

The *Local Government (Financial Management) Regulations 1996* – Regulation 34 Clause 5 – states:

*Each financial year, a local government is to adopt a percentage or value, calculated in accordance with AAS (Australian Accounting Standards), to be used in statements of financial activity for reporting material variances.*

AASB 1031 (Australian Accounting Standards Board) relates to the issue of materiality. Whilst there are a number of factors associated with materiality, the notion of materiality influences whether an item or an aggregate of items is required to be recognised, measured or disclosed in accordance with the requirements of an Australian Accounting Standard.

**Council Policy/Local Law Implications**

Nil.

**Budget/Financial Implications**

Nil.

**Consultation**

- Accounting advisors
- Other local governments.

**BACKGROUND**

Each year Council is required to adopt a percentage or value for the purposes of reporting material variances in the (Monthly) Financial Activity Statement. This value or percentage is then used throughout the financial year to identify potential instances where actual revenues and expenditures may not be in keeping with Council's budget. The early identification of potential budget variances can assist in better utilisation and allocation of Council funds and resources.

For the current 2024/25 financial year, Council adopted the following material variance factors:

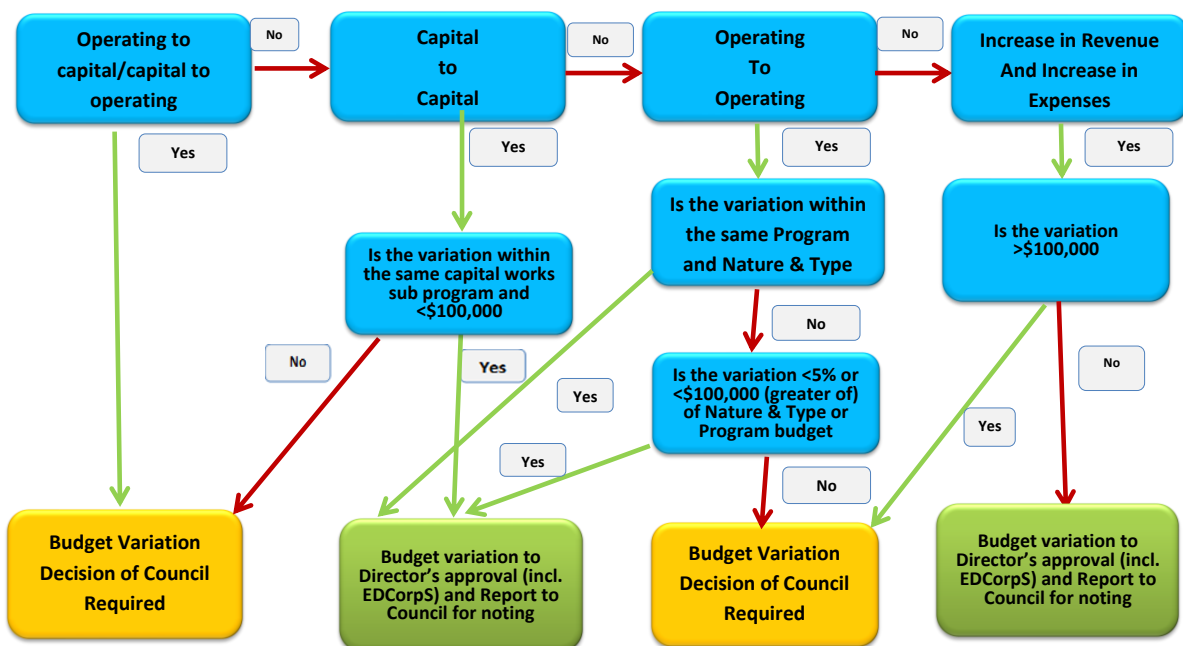
- i) Revenues – Material variances will be identified where, for each Management Area, for the period being reported, the actual varies to budget by an amount of (+) or (-) \$100,000.
- ii) Expenses – Material variances will be identified where, for each Management Area, for the period being reported, the actual varies to budget by an amount of (+) or (-) \$100,000.

The values chosen are believed to provide a good indication of variances to budget that require closer examination, and if necessary, remedial action. The values as proposed have worked well for the identification of potential variances in the past, and are, from a financial management perspective, felt to adequately serve the purpose for which they are resolved.

The Annual Budget is a financial estimate of expected revenues and expenditures and inevitably, variations do arise largely due to economic factors. During the year, budget variations may be necessary to reallocate budgets within services and manage the overall financial position, or to respond to changes in the economy. This is a critical financial management process that requires endorsement by the Council in the exercise of its duty under s2.27(2)(a) of the *Local Government Act 1995*.

The following budget variation process map is submitted to Council for endorsement. The circumstances in which a budget variation is submitted to Council is outlined in the process and a general threshold of \$100,000 is included which is the same as last year. The only change proposed is for Council to consider amending the current \$50,000 threshold for capital expenditure to \$100,000 so that all of the categories are at the same \$100,000 threshold for the next financial year.

### Budget Variation Process Map



Variations will be presented to Council for authorisation by “Absolute Majority” in circumstances where a forecast variation requires a movement from:

- Operating Expense to Capital Expense or vice versa
- Capital to Capital where the variation is over \$100,000 (was \$50,000) but within the same capital works sub program
- Capital to Capital where funds are moved from one sub program to a different sub program
- Operating to Operating for amounts greater than 5% or \$100,000 (whichever is greater) or where any funds are moved to a different operating program and nature and type
- Capital programs where the scope of works has changed from that originally approved by Council.

The proposed budget variation process map facilitates budget management at the Council and officer level. Specific to capital works, where a capital to capital variation is requested, if the capital works job is within the same sub program (for instance road reseals), then the respective Director can amend the budget between capital jobs to accommodate variations for unforeseen circumstances, up to \$100,000 (was \$50,000).



The Chief Executive Officer is authorised to approve amendments to capital budgets that are fully funded by external sources and that require an increased cost, commensurate with an increase in funding, but do not necessarily change scope. This caters for circumstances where Developer Contribution Works (which are pre-approved by Council) can be varied in terms of timing of delivery, if required or when grant funding bodies such as Main Roads pay for increases in costs to approved projects.

## COMMENT

Taking into account the commentary held in AASB 1031 (Materiality), the understood intent for which the material variances values are intended to serve and the successful use of these values from past financial years, it is proposed that the same values of \$100,000 be used again in the 2025/26 financial year and with the change proposed to the capital expenditure threshold then all of the categories will have the same threshold value of \$100,000 applied.

For instances where Budget Variations are required to accommodate business and operational changes, the Budget Variation process with the proposed amended threshold amounts, will be applied.

## RECOMMEND

**That Council, pursuant to Regulation 34(5) of the *Local Government (Financial Management) Regulations 1996*, adopt the following values for reporting material variances and budget variations in the monthly Statements of Financial Activity during the 2025/26 financial year. There is no change recommended to the material variances threshold, a change of \$100,000 for the previously adopted \$50,000 threshold for Capital to Capital Budget Variations and no change to the \$100,000 threshold for Operating to Operating Budget Variations from the previous year, ie:**

- 1. Revenues - material variances will be identified where, for each Management Area, for the period being reported, the actual varies to budget by an amount of (+) or (-) \$100,000.**
- 2. Expenses - material variances will be identified where, for each Management Area, for the period being reported, the actual varies to budget by an amount of (+) or (-) \$100,000.**

3. Authorise the Chief Executive Officer to vary the budget, except in the following circumstances, which require the proposed variations to be presented to Council for authorisation by “Absolute Majority”:
- Capital to Operating or vice versa
  - Capital to Capital, unless:
    - the value is less than \$100,000 (was \$50,000) within the same sub program and does not extend the original scope of works approved; or
    - The increases to a capital budget is fully funded by external sources and is commensurate with an increase in funding, and does not necessarily change scope
  - Operating to Operating for amounts greater than 5% or \$100,000 (whichever is greater) or where funds are moved to a different program and nature and type
  - Where no budget is provided for an additional purpose (s6.8 of the *Local Government Act 1995*).

#### ATTACHMENTS

There are no attachments for this report.

\*\*

## ***2.1 - CONDUCT OF 2025 LOCAL GOVERNMENT ELECTION***

WARD : ALL  
FILE No. : M/167/25  
DATE : 6 March 2025  
REF : DB/MBL  
RESPONSIBLE MANAGER : Head of City Legal

### **In Brief:**

- Council resolved on 24 February 2025 to accept a cost estimate from the Western Australian Electoral Commission (WAEC) to conduct the City's 2025 election, pending written agreement being provided by the WAEC for the purpose.
- This agreement has been received and is presented to Council for approval, and for authority to be provided to the CEO to sign it on behalf of the local government.
- Recommend that Council accept the agreement from the WAEC to conduct the City's 2025 election.

### **Tabled Items**

Nil.

### **Decision Type**

- ☒ **Legislative** The decision relates to general local government legislative functions such as adopting/changing local laws, town planning schemes, rates exemptions, City policies and delegations etc.
- ☐ **Executive** The decision relates to the direction setting and oversight role of Council.
- ☐ **Quasi-judicial** The decision directly affects a person's rights or interests and requires Councillors at the time of making the decision to adhere to the principles of natural justice.

### **Officer Interest Declaration**

Nil.

### **Strategic Implications**

The City's Strategic Community Plan 2020 – 2030 contains the following relevant aspirations:

#### **Aspiration 1 – Community**

Outcome 1.4: An Inclusive and Engaged Community

#### **Aspiration 4 – Leadership**

Outcome 4.1: Strategic Leadership and Effective Management

Outcome 4.3: Financial Sustainability

Outcome 4.4: Effective Community Engagement and Communications The recommendation of the report supports Council's objectives expressed in the Aspirations of the Strategic Community Plan.

### **Legal Implications**

The *Local Government Act 1995* prescribes the requirements to be followed in respect of:

s.4.7 – Ordinary elections day usually the third Saturday in October

s.4.20(4) – Appointment of the WAEC to conduct the election

s.4.61(2)(5) & (6) – Postal Voting Method.

### **Council Policy/Local Law Implications**

Nil.

### **Budget/Financial Implications**

The estimate provided by the WAEC to conduct the City's 2025 election is approximately \$340,353 (ex GST), which is provided for in the draft four year budget and Long Term Financial Plan. The estimate is based on there being 7 civic offices becoming vacant and a participation rate of around 35% of the total 67,000 electors.

### **Consultation**

- Council (OCM 24 February 2025)
- Western Australian Electoral Commission.

## BACKGROUND

Council resolved at its OCM on 24 February 2025 to accept a cost estimate provided by the WAEC to conduct the 2025 local government election for the City:

*“Recommendation CS5/2/25 – 2025 Local Government Election – WAEC Cost Estimate*

*That Council:*

- 1. Accept the cost estimate of \$340,353 from the Western Australian Electoral Commissioner dated 12 December 2024, to conduct the 2025 local government election for the City of Armadale, on the basis of the election to be conducted as a postal election pursuant to section 4.61(2) of the Local Government Act 1995.*
- 2. Request the Chief Executive Officer to seek the written agreement of the Western Australian Electoral Commissioner to conduct the 2025 local government election, noting that a subsequent report to Council will be required to declare the Western Australian Electoral Commissioner responsible for the conduct of the election pursuant to section 4.20(4) of the Local Government Act 1995.*

## DETAILS OF PROPOSAL

Pursuant to Council’s decision, the CEO implemented item (2) of the resolution above and has obtained an agreement document from the Commissioner of the WAEC for Council’s endorsement, which is attached to this report.

Notwithstanding the WAEC’s offer, the City has placed Council’s concerns on record with the WAEC in terms of cost increases for each successive election, noting the differential between the estimates and the actual costs for the past 2 local government election cycles.

## OPTIONS

Council could decide to conduct the election as an in person election.

This is not recommended, as it would likely reduce voter participation, as electors would need to travel to a polling place to cast their votes rather than at their convenience by way of a postal vote. Such a decision may also attract criticism from electors for this reason. Additionally, the City does not have sufficient capacity to resource the coordination and conduct of an in person election.

As it currently stands the *Local Government Act 1995* provides that the only entity permitted to conduct a postal election is the WAEC.

## CONCLUSION

It is recommended Council accept the written agreement from the Commissioner of the WAEC. It is beneficial for the City to have the WAEC conduct the election, as it will be run independently and reduce administrative inputs for the City. As the only entity permitted to conduct an election by way of postal vote, conducting the election in this manner will result in greater voter engagement compared with in person voting.

Nevertheless given the concerns raised in respect of the 2023 local government election and the recent State election, City officers will be closely monitoring progression of the election period milestones to ensure any issues identified will be addressed promptly.

## **RECOMMEND**

### **That Council:**

- 1. Declare\*, in accordance with section 4.20(4) of the *Local Government Act 1995*, the Electoral Commissioner to be responsible for the conduct of the 2025 ordinary election, together with any other elections or polls which may be required;**
- 2. Decide\*, in accordance with section 4.61(2) of the *Local Government Act 1995* that the method of conducting the election will be as a Postal election; and**
- 3. Authorise the Chief Executive Officer perform any necessary administrative or liaison tasks with the Western Australian Electoral Commissioner in order to facilitate the delivery of the election.**

## **ABSOLUTE MAJORITY RESOLUTION REQUIRED**

## **ATTACHMENTS**

1. [↓](#) Agreement letter - Western Australian Electoral Commission - 2025 local government election
2. [↓](#) WAEC cost estimate - 2025 local government election

\*\*

**2.2 - LOCAL GOVERNMENT REFORM - APPOINTMENT OF COMMITTEE  
CHAIRPERSONS AND DEPUTY CHAIRPERSONS**

WARD : ALL  
FILE No. : M/234/25  
DATE : 10 April 2025  
REF : DB/MBL  
RESPONSIBLE MANAGER : Chief Executive Officer

**In Brief:**

- Legislative changes introduced by the *Local Government Amendment Act 2024* have removed the need for the Presiding Member and Deputy Presiding Member of a committee to be elected using the preferential voting method.
- From 1 July 2025 Council is required to appoint a council member to be a Presiding Member and a Deputy Presiding member of a committee.
- Recommend that Council adopt the officer recommendation for reasons detailed in the report.

**Tabled Items**

Nil.

**Decision Type**

- ☐ **Legislative** The decision relates to general local government legislative functions such as adopting/changing local laws, town planning schemes, rates exemptions, City policies and delegations etc.
- ☒ **Executive** The decision relates to the direction setting and oversight role of Council.
- ☐ **Quasi-judicial** The decision directly affects a person's rights or interests and requires Councillors at the time of making the decision to adhere to the principles of natural justice.

**Officer Interest Declaration**

Nil.

### **Strategic Implications**

The City's Strategic Community Plan 2020–2030 contains the following relevant aspirations:

#### **Aspiration 4 – Leadership**

Outcome 4.1: Strategic Leadership and Effective Management

The recommendation of the report supports Council's objectives expressed in the Aspirations of the Strategic Community Plan.

### **Legal Implications**

*Local Government Act 1995*; s. 5.8 – Establishment of committees, s. 5.12 Presiding members and deputies, s. 7.1A – Audit committee, Sch. 9.3 Division 7  
*Local Government Amendment Act 2024*; s. 159

### **Council Policy/Local Law Implications**

Nil.

### **Budget/Financial Implications**

Nil.

### **Consultation**

- Councillor presentation – Local Government Reform 17 September 2024
- Executive Leadership Team.

## **BACKGROUND**

On 6 December 2024, the *Local Government Amendment Act 2024* (Amendment Act) received Assent and came into effect the following day. As has been the practice of the State Government with the previous amending legislation to the *Local Government Act 1995* (LG Act), there are staged implementation dates for different parts and operative provisions of the legislation.

The Amendment Act introduced, by way of inserting a new Part 7 of Schedule 9.3 of the LG Act, a requirement for all local governments to essentially vacate the positions of presiding member and deputy presiding member of their committees on 1 July 2025, and reappointing council members to those positions in accordance with the new procedure prescribed in the LG Act.



This change does not affect the composition of an audit committee (City Audit). Reforms brought by the Amendment Act that affect audit committees are dealt with in a different way, requiring the Chair and Deputy Chair to be independent. These particular changes to audit committees will be the subject of a separate report to Council.

## **DETAILS OF PROPOSAL**

In respect of a presiding member of a committee, clause 67(2) of Schedule 9.3 of the LG Act requires as follows:

- (2) *For each of its existing committees, a local government must make its first appointment of the presiding member under new section 5.12(1) no later than 1 July 2025.*

A similar provision in clause 68(2) exists for the position of deputy presiding member of a committee:

- (2) *An existing deputy presiding member may continue to be the deputy presiding member of their committee until the end of 30 June 2025.*

Whilst the Amendment Act and the LG Act are silent on the aspect of what will happen if the above is not done, it is expected that if the appointment is not performed in accordance with the LG Act, any ongoing arrangement that is not compliant with the legislation will mean an existing tenure of a presiding member or deputy becomes invalid.

The Amendment Act also amended section 5.12 of the LG Act in the following way:

### **5.12. Presiding members and deputies**

- (1) *The local government must appoint\* a member of a committee to be the presiding member of the committee.*

*\* Absolute majority required.*

- (2) *The local government may appoint\* a member of a committee to be the deputy presiding member of the committee.*

*\* Absolute majority required.*

This contrasts with the pre-Amendment Act where the presiding member and deputy presiding member were elected by Council, and the election process was required to be conducted in accordance with the Schedules of the LG Act, using a preferential vote and count method:

### **5.12. Presiding members and deputies, election of**

- (1) *The members of a committee are to elect a presiding member from amongst themselves in accordance with Schedule 2.3, Division 1 as if the references in that Schedule —*
- (a) to “office” were references to “office of presiding member”; and*
  - (b) to “council” were references to “committee”; and*
  - (c) to “councillors” were references to “committee members”.*

- (2) *The members of a committee may elect a deputy presiding member from amongst themselves but any such election is to be in accordance with Schedule 2.3, Division 2 as if the references in that Schedule —*
- (a) *to “office” were references to “office of deputy presiding member”; and*
  - (b) *to “council” were references to “committee”; and*
  - (c) *to “councillors” were references to “committee members”; and*
  - (d) *to “mayor or president” were references to “presiding member”.*

It would appear the DLGSC has taken some note of the complaints raised by the sector since the introduction of the preferential voting method, by removing the need to conduct an internal election in this manner. This is welcome as it removes unnecessary complexity for local governments.

It should be noted, however, that a presiding member and deputy presiding member for a committee (from 1 July 2025) will then be an *appointment*, rather than being elected by Council.

The local government election this year is to be held on 18 October 2025. As is required by section 5.11(1)(d) of the LG Act, the offices of the City’s committees are vacated on election day, with the first Council meeting after the election determining the council members appointed to all committees, and consequential appointment of a presiding member (Chair) and deputy presiding member (Deputy Chair).

This means that little over three (3) months will have passed since Council will have been required to appoint a Chair and Deputy Chair to each committee in accordance with the new requirements of the LG Act, for these positions to be vacated again on election day.

The above is considered to be inclusive of the City Audit Committee. A local government audit committee must be established in accordance with section 7.1A of the LG Act separately from a standing committee of Council.

With respect to audit committees, section 87 of the Amendment Act introduced new requirements in respect of appointment of an independent chair and deputy chair of an audit committee (to be called an Audit, Risk and Improvement Committee in the future). Section 87 of the Amendment Act is yet to be Proclaimed; the future commencement day is not known, however the Amendment Act specifies that the Audit, Risk and Improvement Committee is to be established no later than 6 months after the day section 87 commences. Accordingly as this is a future requirement, Council is not required to implement this particular change at this time.

It is recommended that, to ensure continuity of the committee leadership for the remaining three months before local government election day, the existing Chairs and Deputy Chairs be reappointed to all committees from 1 July 2025 to ensure compliance with the LG Act; and that those positions become vacant on election day as they otherwise normally would.

This also means there would be no call for nominations for council members who may be interested in contesting the position of Chair or Deputy Chair. All other committee positions would be unchanged by this approach (and are unaffected by the changes to the LG Act in any case) until election day.

## **OPTIONS**

Council may opt to:

1. Use the method recommended by this report; or
2. Call for nominations from council members to contest appointment to Chair and/or Deputy Chair positions.

## **CONCLUSION**

For the reasons outlined in this report it is not recommended to conduct any changes to the constitution of the City's committees, for what will be a short 3 month window before the committee Chairs and Deputy Chairs will be vacated in any case. This approach will ensure Council remains compliant with the LG Act and will avoid any unnecessary disruption to the Standing Committees in the lead up to the election period and the commencement of the new Financial Year.

## **RECOMMEND**

**That Council:**

1. **Effective from 1 July 2025 in accordance with section 5.12(1) and Schedule 9.3 cl. 67(2) of the *Local Government Act 1995*, appoint\*:**
  - a) **Cr S J Mosey, as Chairperson of the Corporate Services Committee;**
  - b) **Dr C Wielinga, as Chairperson of the Development Services Committee;**
  - c) **Cr M Silver, as Chairperson of the Community Services Committee;**
  - d) **Cr K Busby, as Chairperson of the Technical Services Committee; and**
  - e) **Cr S Peter, as Chairperson of the City Audit Committee.**
2. **Effective from 1 July 2025 in accordance with section 5.12(2) of the *Local Government Act 1995*, appoint\*:**
  - a) **Cr S Peter JP, as Deputy Chairperson of the Corporate Services Committee;**
  - b) **Cr M Silver, as Deputy Chairperson of the Development Services Committee;**
  - c) **Cr P Hetherington, as Deputy Chairperson of the Community Services Committee;**
  - d) **Cr S S Virk, as Deputy Chairperson of the Technical Services Committee; and**
  - e) **Cr P Hetherington, as Deputy Chairperson of the City Audit Committee.**

## **ABSOLUTE MAJORITY RESOLUTION REQUIRED**

## **ATTACHMENTS**

There are no attachments for this report.

**3.1 - LEASING: ARMADALE LIBRARY - ARMADALE CENTRAL SHOPPING CENTRE**

WARD : MINNAWARRA  
FILE No. : M/279/25  
DATE : 30 April 2025  
REF : AO  
RESPONSIBLE : Executive Director  
MANAGER : Corporate Services

**In Brief:**

- A confidential report is presented as an attachment to this Agenda.

**Strategic Implications**

- 1.2 Improve Community Wellbeing
  - 1.2.5 Create opportunities for lifelong learning and building community connections
- 3.1 Increased economic growth, job creation and retention, as well as educational opportunities

**Legal Implications**

- *Property Law Act 1969*

**Council Policy/Local Law Implications**

Nil.

**Budget/Financial Implications**

As outlined in the confidential report attachment.

**Consultation**

As outlined in the confidential report attachment

*A Confidential Report is presented to this Agenda.*

*This matter is considered to be confidential under Section 5.23(2)(c) of the Local Government Act, as the matter relates to a contract entered into or which may be entered into by the City of Armadale.*

***COUNCILLORS' ITEMS***

---

Nil.

*This refers to any brief updates from Councillors from their attendance at Working Group or Advisory Group meetings on which they represent Council.*

***CHIEF EXECUTIVE OFFICER'S REPORT***

---

Nil.

***EXECUTIVE DIRECTOR'S REPORT***

---

Nil.

**MEETING DECLARED CLOSED AT \_\_\_\_\_**

CORPORATE SERVICES COMMITTEE		
SUMMARY OF ATTACHMENTS		
20 MAY 2025		
ATT NO.	SUBJECT	PAGE
<b>1.1 LIST OF ACCOUNTS PAID - MARCH 2025</b>		
1.1.1	Monthly Cheque and Credit Card Report - March 2025	31
1.1.2	Monthly Fuel Card Transactions - Period Ending 31 March 2025	56
<b>1.2 STATEMENT OF FINANCIAL ACTIVITY - MARCH 2025</b>		
1.2.1	Monthly Financial Report - March 2025	61
1.2.2	Capital Program - March 2025 (\$250k plus)	82
1.2.3	Small Balance Write Off - Rates - March 2025	85
<b>2.1 CONDUCT OF 2025 LOCAL GOVERNMENT ELECTION</b>		
2.1.1	Agreement letter - Western Australian Electoral Commission - 2025 local government election	103
2.1.2	WAEC cost estimate - 2025 local government election	104

## Accounts Paid and Submitted to Corporate Services Committee Meeting on 20 May 2025

Payments made between 01-Mar-2025 and 31-Mar-2025

<i>Trans #</i>	<i>Date</i>	<i>Payee</i>	<i>Description</i>	<i>Amount</i>
000462	6/03/2025	City of Armadale-Armadale Library	Petty Cash Recoup	105.30
000463	6/03/2025	City of Armadale-Kelmscott Library	Petty Cash Recoup	42.05
000464	6/03/2025	City of Armadale-Community Services	Petty Cash Recoup	1,000.00
000465	6/03/2025	City of Armadale-BLSL	Petty Cash Recoup	137.70
000466	13/03/2025	City of Armadale	Petty Cash Recoup	165.00
000467	13/03/2025	City of Armadale-Visitors Centre	Petty Cash Recoup	121.30
000468	19/03/2025	City of Rockingham	Asbestos Removal	235.66
000469	19/03/2025	City of Armadale-Aquatic Centre	Petty Cash Recoup	267.80
000470	19/03/2025	City Of Fremantle	Library Craft Annual Invoice	200.00
000471	27/03/2025	City of Rockingham	Asbestos Removal	274.42
000472	27/03/2025	City of Armadale	Petty Cash Recoup	105.00
000473	27/03/2025	City of Armadale	Petty Cash Recoup	532.50
000474	27/03/2025	City of Armadale-History House	Petty Cash Recoup	79.75
028745	5/03/2025	Alinta Gas	Gas Charges	352.70
028746	5/03/2025	Armadale Community Family Centre	AEDC- Vera and Friends 13 February Event	910.25
028747	5/03/2025	Armadale Lock & Key Service	Padlocks/Keys Cut - Livorno Park	259.50
028748	5/03/2025	Armadale State Emergency Service	Expenses Reimbursement	1,641.26
028749	5/03/2025	AIBS (WA Chapter)	Staff Training	418.00
028750	5/03/2025	Australia Post	AFAC 30 to 30 Postage	17,760.56
028751	5/03/2025	Beaver Tree Services Aust Pty Ltd	Tree Prunning and Mulching Services - Various Locations	62,430.54
028752	5/03/2025	Byford Bobcats	Hire of Bobcat - Roleystone Football Pavilian	396.00
028753	5/03/2025	Chefmaster Australia	Bin Liners	2,873.52
028754	5/03/2025	CJD Equipment Pty Ltd	Sealing kits	2,379.73
028755	5/03/2025	Gibbons Holden	P2038 Subaru Forester AK16559	917.00
028756	5/03/2025	Hays Personnel Services (Aust) Pty Ltd	Hire of Temporary Staff	1,463.97
028757	5/03/2025	Ixom Operations Pty Ltd	AFAC - Chlorine gas order	5,710.26
028758	5/03/2025	Downer EDI Works Limited	Asphalt Works - Various Locations	115,549.11
028759	5/03/2025	Pure Air Filters	Air Filter Clean	765.60
028760	5/03/2025	Veolia Recycling and Recovery Pty Ltd	AFAC - Waste Collections	2,443.38
028761	5/03/2025	Termico Pest Management	Pest Control - Martin St Kelmscott	792.00
028762	5/03/2025	Total Packaging (WA) Pty Ltd	Doggie Bags	4,290.00
028763	5/03/2025	Triple A Cleaning Co	Window Cleaning	5,578.10
028764	5/03/2025	Synergy Energy	Electricity Charges	4,435.70
028765	5/03/2025	Wurth Australia Pty Ltd	Workshop Consumables	1,000.73
028766	5/03/2025	Gecko Contracting Turf & Landscaping	Landscaping Services	17,820.00
028767	5/03/2025	Office Line	Office Furniture	493.90
028768	5/03/2025	Hello World	Conference Airfare/Accommodation	5,693.00
028769	5/03/2025	Bunnings Building Supplies Pty Ltd	Hardware Consumables	6,960.36
028770	5/03/2025	St John Ambulance WA Ltd	Staff Training	3,699.00

## Accounts Paid and Submitted to Corporate Services Committee Meeting on 20 May 2025

Payments made between 01-Mar-2025 and 31-Mar-2025

<i>Trans #</i>	<i>Date</i>	<i>Payee</i>	<i>Description</i>	<i>Amount</i>
028771	5/03/2025	E & MJ Rosher Pty Ltd	Parts/Repairs - Plant & Machinery	3,129.50
028772	5/03/2025	Kleenheat Gas Pty Ltd	Gas Charges	5,389.70
028773	5/03/2025	Technology One Ltd	Consultancy Services	7,816.03
028774	5/03/2025	StrataGreen	Cleaning Products	570.69
028775	5/03/2025	Toolmart	Blower Kit Bags	2,038.00
028776	5/03/2025	Constable Care Child Safety Foundation Inc	Social Priorities Service Agreement	13,200.00
028777	5/03/2025	Serpentine Spring Water	Refreshments	57.00
028778	5/03/2025	Institute of Public Works Aust(WA Division)	Conference Attendance	1,050.00
028779	5/03/2025	Environmental Industries	Mowing Services - Various Locations	1,980.00
028780	5/03/2025	Wren Oil	Oil Waste Removal Landfill Site	220.00
028781	5/03/2025	Elliotts Filtration	Iron Filtration Servicing 24/25 RFQ	5,500.00
028782	5/03/2025	All West Plant Hire	Hire of Equipment	2,192.16
028783	5/03/2025	Natural Area Management & Services	Living Stream Improvement Works	6,336.00
028784	5/03/2025	Commercial Aquatics Australia	Parts - AFAC	3,927.00
028785	5/03/2025	Apple Pty Ltd	Computer Equipment - Leases	5,051.20
028786	5/03/2025	Beacon Equipment	Parts/Repairs - Plant & Machinery	81.60
028787	5/03/2025	Forrest Road Fresh	Refreshments	97.30
028788	5/03/2025	Tyrecycle Pty Ltd	Tyres - Various Plant	1,087.90
028789	5/03/2025	Sonic HealthPlus	Preplacement Medicals	416.90
028790	5/03/2025	Rave On Promotional Products	Dogs Day Out - Promotional items	2,158.20
028791	5/03/2025	Greenfield Gardening	Landscaping Services - Various Sites	7,500.54
028792	5/03/2025	P W Sanders	Expenses Reimbursement	32.00
028793	5/03/2025	Horizon West Landscape & Irrigation	Weed Control - Various Locations	117,358.02
028794	5/03/2025	Western Tree Recyclers	Processing and transport of green waste	31,135.26
028795	5/03/2025	Dowsing Concrete	Construction of Concrete Footpath & Works	78,092.30
028796	5/03/2025	The Information Management Group Pty Ltd	Digitisation of Records	22.00
028797	5/03/2025	EOS Electrical	Repairs - Street Lighting City Owned	519.38
028798	5/03/2025	Instant Toilets & Showers Pty Ltd	Toilet Chemicals/Transport Portable Toilets	207.66
028799	5/03/2025	Totally Workwear	PPE Equipment	1,397.44
028800	5/03/2025	Frontline Fire & Rescue Equipment	PPE Equipment	1,667.20
028801	5/03/2025	E Fire & Safety	Staff Training	1,012.00
028802	5/03/2025	Black Rubber Pty Ltd	Tyres - Various Plant	9,381.40
028803	5/03/2025	Turf Care WA Pty Ltd	Fertiliser Application - Various Reserves	940.50
028804	5/03/2025	Capital Recycling	Street Sweeping Various Sites	3,006.63
028805	5/03/2025	Downings Electrical Service	Electrical Services - Alfred Skeet Oval	6,727.60
028806	5/03/2025	Great Lakes Community Resources Inc	Mattress Collection	19,674.75
028807	5/03/2025	CSE Crosscom Pty Ltd	Group Fitness Radios - AFAC	2,599.30
028808	5/03/2025	BJ Ball	Ecostar Silk Wrap	4,698.82
028809	5/03/2025	Graffiti Systems Australia	Remove Graffiti Various Locations	5,519.35



## Accounts Paid and Submitted to Corporate Services Committee Meeting on 20 May 2025

Payments made between 01-Mar-2025 and 31-Mar-2025

<i>Trans #</i>	<i>Date</i>	<i>Payee</i>	<i>Description</i>	<i>Amount</i>
028810	5/03/2025	On Tap Plumbing & Gas Pty Ltd	Plumbing Services	32,453.03
028811	5/03/2025	Bug Busters Pty Ltd	Pest Control Treatments	9,269.62
028812	5/03/2025	Belvista Properties	Rent/Outgoings Kelmscott Library	24,788.83
028813	5/03/2025	A1 Carpet tile and grout cleaning	AFAC - Periodic cleaning	5,390.00
028814	5/03/2025	Intelife Group Limited	BBQ Maintenance - February - 2025	1,836.45
028815	5/03/2025	Selectro Services	Electrical Services - Various Locations	446.60
028816	5/03/2025	GPC Asia Pacific Pty Ltd	Parts - Depot Workshop	2,230.38
028817	5/03/2025	The Trustee for Rise Now Trust	Catering Various Events/Meetings	6,242.60
028818	5/03/2025	Instant Windscreens	P591 Mazda CX5 AK16602.	120.00
028819	5/03/2025	Action Glass & Aluminium	AFAC - LP sliding door maintenance	677.05
028820	5/03/2025	QTM Pty Ltd	Hire of Traffic Controllers	20,624.57
028821	5/03/2025	Southern Bins Pty Ltd	Hire of Skip Bin	510.00
028822	5/03/2025	Southern Cross Protection Pty Ltd	Security Services/Monitoring - Various Sites	10,884.73
028823	5/03/2025	Corsign WA Pty Ltd	100x Traffic Cones, 12 x Workman Signs	6,414.01
028824	5/03/2025	MDM Entertainment Pty Ltd	Library Resources	242.77
028825	5/03/2025	Perth Hydraulic Centre	Repairs & Maintenance - Other	17.60
028826	5/03/2025	Total Green Recycling	eWaste Recycling Landfill Site	5,059.95
028827	5/03/2025	Penske Australia	Parts - Various Plant	2,640.00
028828	5/03/2025	Lalli Consulting Engineers	Consultancy Services	8,580.00
028829	5/03/2025	Pirtek Canning Vale	Repairs & Maintenance - Other	1,990.45
028830	5/03/2025	Roleystone Karragullen Bush Fire Brigade	Expenses Reimbursement	211.07
028831	5/03/2025	GFG Temp Assist	Hire of Temporary Staff	21,367.56
028832	5/03/2025	Evolve WA	Staff Training	590.00
028833	5/03/2025	Vesa Developments Pty Ltd	Refund Security Deposit	1,503.84
028834	5/03/2025	Lauren Jayne Tilly	Expenses Reimbursement	169.60
028835	5/03/2025	ChoiceOne Pty Ltd	Hire of Temporary Staff	4,248.36
028836	5/03/2025	Freeway Water Cartage Pty Ltd	Refreshments	990.00
028837	5/03/2025	Fraser Read	Expenses Reimbursement	580.20
028838	5/03/2025	Road and Traffic Services Pty Ltd	Repairs & Maintenance - Other	2,618.00
028839	5/03/2025	EGC Consultants	Consultancy Services	2,920.00
028840	5/03/2025	Authentic Security Pty Ltd	Cash in Transit Fees	1,789.36
028841	5/03/2025	Supa Group Discretionary Trust	Weed Control	6,374.50
028842	5/03/2025	Omnicom Media Group Australia Pty Ltd	AFAC 30 for 30 January Promo	12,891.50
028843	5/03/2025	Australian HVAC Services	Airconditioning Services	1,072.50
028844	5/03/2025	Shipping Containers Leasing Pty Ltd	Relocate Shipping Container - Delivery	264.00
028845	5/03/2025	Workplace Warehouse Pty Ltd	Assorted Stationery Items	230.23
028846	5/03/2025	Peakstone Global Pty Ltd	Consultancy Services	4,455.00
028847	5/03/2025	Metrowest Service Pty Ltd	Repairs and Maintenance - AFAC	1,355.86
028848	5/03/2025	Mader Contracting Pty Ltd	Hire of Temporary Staff	3,927.00

## Accounts Paid and Submitted to Corporate Services Committee Meeting on 20 May 2025

Payments made between 01-Mar-2025 and 31-Mar-2025

<i>Trans #</i>	<i>Date</i>	<i>Payee</i>	<i>Description</i>	<i>Amount</i>
028849	5/03/2025	Mindful Emergence	Meditation Hour - December	90.00
028850	5/03/2025	C & K Hannibal Pty Ltd	Hire of Excavator - Morgan Park Playground	143.00
028851	5/03/2025	Geraldine Gustavino	Canvas for Community Exhibition	525.00
028852	5/03/2025	Reclink Australia	2024 / 2025 Service Agreement	15,983.00
028853	5/03/2025	Pointsbuild Pty Limited	Staff Training	225.00
028854	5/03/2025	Sweeney Hire Pty Ltd	Grade and roll landfill roads	60,201.26
028855	5/03/2025	Raziya Mafawalla	Ramadan Around the World	250.00
028856	5/03/2025	Fruition Services Pty Ltd	Project Management Software Setup	7,260.00
028857	5/03/2025	Cornerstone Legal WA Pty Ltd	Legal Services	2,156.00
028858	5/03/2025	Booktopia Direct Pty Ltd	Library Resources	29.49
028859	5/03/2025	Quiet Solutions Specialists	Acoustic Treatments - Rockfon Sonar and Installation	10,771.20
028860	5/03/2025	Acoustic Engineering Solutions	Consultancy Services	6,996.00
028861	5/03/2025	Visual Media Association	VMA Industry Membership	484.00
028862	5/03/2025	Back in Motion	Refund Security Deposit	417.00
028863	5/03/2025	A Gorton	Refund of Excess Direct Debit	204.13
028864	5/03/2025	Sarah Pasznicki	Sporting Recreation and Development Donation	750.00
028865	5/03/2025	G & J Fuller	Refund of Excess Direct Debit	498.52
028866	5/03/2025	Bonnie Perie	Reimbursement of funds taken after cancellation of membership	132.00
028867	7/03/2025	Alinta Gas	Gas Charges	1,046.05
028868	7/03/2025	ALS Library Services Pty Ltd	Library Resources	661.64
028869	7/03/2025	Armadale Lock & Key Service	Padlocks/Keys Cut - Various Locations	132.00
028870	7/03/2025	Armadale Newsagency	Newspapers Armadale Library	723.59
028871	7/03/2025	J Blackwood & Son Pty Ltd	PPE Equipment	173.97
028872	7/03/2025	Australian Services Union	Australian Services Union Payroll Deductions	518.00
028873	7/03/2025	Beaver Tree Services Aust Pty Ltd	Tree Pruning and Mulching Services - Various Locations	23,794.10
028874	7/03/2025	BP Australia Pty Ltd	Fuels & Oils - Depot	40,500.15
028875	7/03/2025	Browns Sweeping	Sweeping Services - Various Locations	15,255.90
028876	7/03/2025	Byford Bobcats	Hire of Bobcat - Don Simmons Reserve	594.00
028877	7/03/2025	Child Support Agency	Child Support Deduction Payroll Deductions	1,622.62
028878	7/03/2025	City of Armadale-Social Club	Social Club (employee) Payroll Deductions	336.00
028879	7/03/2025	Dept Of Mines, Industry Regulation And Safety	BSL Levy Collected	92,251.61
028880	7/03/2025	MMJ Real Estate (WA) Pty Ltd	Consultancy Services	9,350.00
028881	7/03/2025	LGRCEU	LGRCEU Payroll Deductions	427.62
028882	7/03/2025	Range Ford	P589 Ford Transit AK16645	525.00
028883	7/03/2025	Telstra	Telephone Charges	30.00
028884	7/03/2025	Water Corporation	Water Usage Charges	7,210.05
028885	7/03/2025	Westbooks	Library Resources	1,740.45
028886	7/03/2025	Work Clobber	PPE Equipment	179.10
028887	7/03/2025	Bunnings Building Supplies Pty Ltd	Hardware Consumables	951.13

## Accounts Paid and Submitted to Corporate Services Committee Meeting on 20 May 2025

Payments made between 01-Mar-2025 and 31-Mar-2025

<i>Trans #</i>	<i>Date</i>	<i>Payee</i>	<i>Description</i>	<i>Amount</i>
028888	7/03/2025	Onhold Magic Pty Ltd	Messages on Hold Fees	110.00
028889	7/03/2025	Urban Development Inst of Australia	Consultancy Services	2,310.00
028890	7/03/2025	Institute of Public Works Aust(WA Division)	Meetings/Conferences	1,890.00
028891	7/03/2025	ID Consulting Pty Ltd	Consultancy Services	3,250.00
028892	7/03/2025	Waterlogic Australia Pty Ltd	Refreshments	953.23
028893	7/03/2025	TJ Depiazzi & Sons	Softfall Stock - Depot	3,588.75
028894	7/03/2025	Fulton Hogan Industries Pty Ltd	EZ Street Pothole mix	1,894.20
028895	7/03/2025	Apple Pty Ltd	Computer Equipment - Leases	2,198.00
028896	7/03/2025	Rave On Promotional Products	Dogs Day Out - Table cloths and bags	3,300.00
028897	7/03/2025	Complete Office Supplies	Stationery	64.66
028898	7/03/2025	Mother Earth Gardening & Landscaping	Landscaping Services	635.25
028899	7/03/2025	Teacher Superstore	School Holiday Program	30.75
028900	7/03/2025	Totally Workwear	PPE Equipment	206.96
028901	7/03/2025	Quick Super	Superannuation Contributions Payroll	304,508.52
028902	7/03/2025	Frontline Fire & Rescue Equipment	PPE Equipment	351.11
028903	7/03/2025	E Fire & Safety	Staff Training	1,334.30
028904	7/03/2025	Downings Electrical Service	Electrical Services - Alfred Skeet Oval	3,340.63
028905	7/03/2025	Hi Tech Security WA Pty Ltd	Security Services/Monitoring - Various Sites	2,637.48
028906	7/03/2025	Oracle CMS	Consultancy Services	1,827.41
028907	7/03/2025	LD&D Australia Pty Limited	Refreshments	116.58
028908	7/03/2025	NewGround Water Services	Karragullen oval – Bore 1 and 2, Karragullen	7,993.70
028909	7/03/2025	D M Hewston	Expenses Reimbursement	17.44
028910	7/03/2025	West Tip Waste Control Pty Ltd	General Waste Collections	25,886.58
028911	7/03/2025	Odour Control Systems International Limited	Cellulose & Freight	24,574.00
028912	7/03/2025	JDS Building and Maintenance Services Pty Ltd	Repairs - Badminton Centre Store Room	9,581.00
028913	7/03/2025	Aflex Technology (NZ) Ltd	AFAC - Valve tool for inflatable rings	2,020.70
028914	7/03/2025	Jomar (WA) Pty Ltd	Consultancy Services	9,075.00
028915	7/03/2025	MDM Entertainment Pty Ltd	Library Resources	930.06
028916	7/03/2025	BrightMark Group Pty Ltd	Cleaning Works and Consumables - AFAC	121,509.85
028917	7/03/2025	ATO PAYG	Tax Deductions Payroll	449,813.63
028918	7/03/2025	Penske Australia	Parts - Various Plant	1,120.90
028919	7/03/2025	Culture Care WA Inc	2024/2025 SP Service Agreement	4,800.00
028920	7/03/2025	Tacoma Group Pty Ltd	Canite Bitumen Strip	252.45
028921	7/03/2025	ChoiceOne Pty Ltd	Hire of Temporary Staff	23,919.61
028922	7/03/2025	Examiner Newspapers (WA)	Advertising	1,152.00
028923	7/03/2025	Fennessy Recruitment Pty Ltd	Hire of Temporary Staff	4,203.85
028924	7/03/2025	Simply Perthfect	Social Media Management	1,735.00
028925	7/03/2025	Paragon Construction Solutions Pty Ltd	AFAC - 50m pool tile maintenance	4,468.75
028926	7/03/2025	MM IT Consulting (WA) Pty Ltd	Consultancy Services	8,838.50

## Accounts Paid and Submitted to Corporate Services Committee Meeting on 20 May 2025

Payments made between 01-Mar-2025 and 31-Mar-2025

<i>Trans #</i>	<i>Date</i>	<i>Payee</i>	<i>Description</i>	<i>Amount</i>
028927	7/03/2025	Proline WA Pty Ltd	Asbestos Removal Services	1,586.75
028928	7/03/2025	JJCT Packaging Pty Ltd	Payroll Deductions	12,857.43
028929	7/03/2025	Treewest Australia Pty Ltd	Tree Services	660.00
028930	7/03/2025	Steve Moreschini	Expenses Reimbursement	534.75
028931	7/03/2025	Australian HVAC Services	Airconditioning Services	4,457.42
028932	7/03/2025	Flexi Staff Group Pty Ltd	Hire of Temporary Staff	8,294.27
028933	7/03/2025	EV Charging Systems	Hardware - EV Charging Systems	15,904.90
028934	7/03/2025	Crayon Australia Pty Ltd	Power BI Pro Sub User	151.40
028935	7/03/2025	Karla Teng	Staff Training	2,250.00
028936	7/03/2025	Adam Freeman	Expenses Reimbursement	118.63
028937	7/03/2025	BBC Digital Perth	Photocopier Usage	55.00
028938	7/03/2025	Easisalary Pty Ltd	Payroll Deductions	642.41
028939	7/03/2025	Trav & Co Building and Maintenance Pty Ltd	AFAC - Reactive door maintenance	682.00
028940	7/03/2025	Services Australia - Centrelink	Centrelink Garnishee Staff Wages	303.57
028941	7/03/2025	Shape Management	Consultancy Services	5,087.50
028942	7/03/2025	Kwinana WTE Project Co Pty Ltd	Waste to Energy Disposal Fee	291,788.37
028943	7/03/2025	Sanpoint Pty Ltd	Mowing Services - Various Locations	11,266.30
028944	7/03/2025	RocknRubble Solutions Pty Ltd	Clean Concrete Mix	3,432.00
028945	7/03/2025	Booktopia Direct Pty Ltd	Library Resources	183.79
028946	7/03/2025	Ref Warehouse	Fox 40 Classic Whistles	525.00
028947	7/03/2025	Tania Waters	Consultancy Services	4,950.00
028948	7/03/2025	Evolve Talent Pty Ltd	Parks/Garden Labourer	1,542.19
028949	7/03/2025	Michael Cannell	Sporting Recreation and Development Donation	250.00
028950	7/03/2025	C Floresta	Refund of Pension Concession	285.79
028951	12/03/2025	Accidental Health & Safety-Perth	First Aid Supplies	1,523.30
028952	12/03/2025	Construction Training Fund	CTF Levy Collected less Comm - Feb 2025	295.50
028953	12/03/2025	Baileys Fertilisers	Fertiliser Application - Various Reserves	23,756.70
028954	12/03/2025	Beaver Tree Services Aust Pty Ltd	Tree Pruning and Mulching Services - Various Locations	8,551.95
028955	12/03/2025	BOC Gases Australia Limited	AFAC - Medical Oxygen	85.04
028956	12/03/2025	Browns Sweeping	Sweeping Services - Various Locations	19,800.00
028957	12/03/2025	Cleveland Compressed Air Services	Parts/Repairs - Plant & Machinery	667.70
028958	12/03/2025	Coca-Cola Amatil (Aust) Pty Ltd	Refreshments	385.73
028959	12/03/2025	Landgate	GRV Valuations G2024/25	2,111.66
028960	12/03/2025	Hays Personnel Services (Aust) Pty Ltd	Hire of Temporary Staff	1,463.97
028961	12/03/2025	Holcim	R40 Drain Cover	650.02
028962	12/03/2025	Roleystone Courier	Advertising	850.00
028963	12/03/2025	Stewart & Heaton Clothing Co Pty Ltd	PPE Equipment	3,249.08
028964	12/03/2025	Termico Pest Management	Pest Control - Sheaf Park	1,430.00
028965	12/03/2025	Water Corporation	Water Usage Charges	4,248.69

## Accounts Paid and Submitted to Corporate Services Committee Meeting on 20 May 2025

Payments made between 01-Mar-2025 and 31-Mar-2025

<i>Trans #</i>	<i>Date</i>	<i>Payee</i>	<i>Description</i>	<i>Amount</i>
028966	12/03/2025	Synergy Energy	Electricity Charges	13,746.10
028967	12/03/2025	Zipform Pty Ltd	2024/2025 Annual Rate Notices Printing	11,772.81
028968	12/03/2025	Gecko Contracting Turf & Landscaping	Landscaping Services - Various Sites	3,434.20
028969	12/03/2025	E & MJ Rosher Pty Ltd	Parts/Repairs - Plant & Machinery	168.87
028970	12/03/2025	Public Transport Authority of WA	Bus Shelter * 6 - Chadwick, Wright Road & Various	500.00
028971	12/03/2025	Kelyn Training Services	Staff Training	365.00
028972	12/03/2025	Officeworks Business Direct	Stationery	414.20
028973	12/03/2025	Mackay Urban Design	Design Review Panel Meeting	1,650.00
028974	12/03/2025	Communicare Inc	Refund Security Deposit	3,162.50
028975	12/03/2025	Elliotts Filtration	Repairs & Maintenance - Other	11,726.00
028976	12/03/2025	Natural Area Management & Services	Living Stream Improvement Works	1,584.00
028977	12/03/2025	Apple Pty Ltd	Computer Equipment - Leases	259.27
028978	12/03/2025	Council On The Ageing (WA) Inc	Staff Training	250.00
028979	12/03/2025	Greenfield Gardening	Landscaping Services - Various Sites	8,781.13
028980	12/03/2025	Vorgee Pty Ltd	Retail Items - AFAC Kiosk	1,025.73
028981	12/03/2025	Brilliance Cleaning Services	Seville Grove Library - Cleaning	3,780.00
028982	12/03/2025	EOS Electrical	Repairs - Street Lighting City Owned	1,879.57
028983	12/03/2025	Thomson Reuters (Professional) Aust Ltd	Big Red Sky (HR User Subscription)	4,014.46
028984	12/03/2025	Prestige Property Maintenance Pty Ltd	Active Sports Oval Mowing Wks 33 & 34	14,169.60
028985	12/03/2025	Turf Care WA Pty Ltd	Fertiliser Application - Various Reserves	1,980.00
028986	12/03/2025	AOG Design	AAF - Annual events calendar plugin fee	247.50
028987	12/03/2025	Downings Electrical Service	Electrical Services - Alfred Skeet Oval	4,641.54
028988	12/03/2025	Bisht Pty Ltd	Newspapers Seville Grove Library	86.00
028989	12/03/2025	Paramount Electrical Services	Electrical Services	275.42
028990	12/03/2025	Hi Tech Security WA Pty Ltd	Security Services/Monitoring - Various Sites	1,578.50
028991	12/03/2025	On Tap Plumbing & Gas Pty Ltd	Plumbing Services - AFAC	9,944.69
028992	12/03/2025	Quicklee Express Transport & Distribution Pty Ltd	Courier Services	356.40
028993	12/03/2025	Bug Busters Pty Ltd	AFAC - Monthly Pest Control	275.00
028994	12/03/2025	A J Vanderplas	Expenses Reimbursement	12.00
028995	12/03/2025	LD&D Australia Pty Limited	Refreshments	404.28
028996	12/03/2025	Sportspeople Group Pty Ltd	Swim School Supervisor Advert	220.00
028997	12/03/2025	District Refrigeration & Airconditioning Pty Ltd	Degas Fridges/Freezers - Landfill Site	1,072.50
028998	12/03/2025	Selectro Services	Electrical Services - Various Locations	924.00
028999	12/03/2025	GPC Asia Pacific Pty Ltd	Parts - Depot Workshop	152.80
029000	12/03/2025	Wormall Civil Pty Ltd	Bond Refund	61.65
029001	12/03/2025	Surun Services Pty Ltd	Morgan Park Project - Sports Lighting Up & Gwynn Tennis Lighting Upgrade	497.20
029002	12/03/2025	Southern Cross Protection Pty Ltd	Security Services/Monitoring - Various Sites	8,971.22
029003	12/03/2025	Bridgestone Australia Ltd	Tyres - Various Plant	564.74
029004	12/03/2025	Protek 247 Building & Maintenance	Replace wall panelling - Badminton	10,937.80

## Accounts Paid and Submitted to Corporate Services Committee Meeting on 20 May 2025

Payments made between 01-Mar-2025 and 31-Mar-2025

<i>Trans #</i>	<i>Date</i>	<i>Payee</i>	<i>Description</i>	<i>Amount</i>
029005	12/03/2025	IRIS ID Pty Ltd	SunSquirt data package - AFAC	2,997.50
029006	12/03/2025	MMM (WA) Pty Ltd	Dry Hire Water truck 2024/25	13,168.55
029007	12/03/2025	Sandy Taylor Digital Marketing	Website Maintenance	2,838.00
029008	12/03/2025	ATI-Mirage Training and Business Solutions Pty Ltd	Staff Training	425.70
029009	12/03/2025	ChoiceOne Pty Ltd	Hire of Temporary Staff	25,434.59
029010	12/03/2025	Rebecca Hall	Expenses Reimbursement	54.15
029011	12/03/2025	Trayd Australia Pty Ltd	Consultancy Services	9,471.76
029012	12/03/2025	Hazrad Australia Pty Ltd	Removal of Hazardous Waste ALARF	324.50
029013	12/03/2025	WA Commercial Appliances	Cafe Maintenance AFAC	689.54
029014	12/03/2025	Premier Envelopes Australia	Envelopes	803.44
029015	12/03/2025	ASCON Survey and drafting Pty Ltd	Surveying Services	812.90
029016	12/03/2025	Elite Electrical and Pumps Pty Ltd	Testing of evacuation alarm system	660.00
029017	12/03/2025	Mader Contracting Pty Ltd	Hire of Temporary Staff	561.00
029018	12/03/2025	Crayon Australia Pty Ltd	Azure overage Dec 24-Dec 25	4,407.26
029019	12/03/2025	Candice Scrowther	Expenses Reimbursement	36.18
029020	12/03/2025	Source Business Partners Pty Ltd	Consultancy Services	19,960.60
029021	12/03/2025	Allflow Industrial Australia Pty Ltd	P509 Oil separator service	401.50
029022	12/03/2025	Musa Sheriff	Expenses Reimbursement	63.00
029023	12/03/2025	Tyre Power Kelmscott	Parts/Repairs - Plant & Machinery	1,218.00
029024	12/03/2025	AMS Technology Group Pty Ltd	Check Airconditioner - AFAC	2,057.92
029025	12/03/2025	Midland Minicrete	Parts/Repairs - Plant & Machinery	1,314.75
029026	12/03/2025	Homes Revamped Decluttering and Organising Service	Staff Training	300.00
029027	12/03/2025	Fruition Services Pty Ltd	Monday Kick Off & Enterprise Licensing	5,662.80
029028	12/03/2025	Sanpoint Pty Ltd	Mowing Services - Various Locations	3,167.29
029029	12/03/2025	Cornerstone Legal WA Pty Ltd	Legal Services	1,276.00
029030	12/03/2025	Booktopia Direct Pty Ltd	Library Resources	197.94
029031	12/03/2025	Bormaz Contracting Pty Ltd	Fire Break Maintenance Works	9,515.00
029032	12/03/2025	Insurance Smash Repairs	Insurance Excess	500.00
029033	12/03/2025	Supagas Pty Limited	Forklift Gas Bottles Landfill Site	336.60
029034	12/03/2025	Attekus Pty Ltd	Bookable Annual Subscription	69,037.61
029035	12/03/2025	Auspangroup & Shedspan	Refunds of Permit Fee for Building Application	976.65
029036	12/03/2025	Hobbysew Australia Pty Ltd	Refund Of Credit	898.99
029037	12/03/2025	Feleisha Mercer	Sporting Recreation and Development Donation	250.00
029038	12/03/2025	Louise Archibald	Sporting Recreation and Development Donation	250.00
029039	12/03/2025	Louise Archibald	Sporting Recreation and Development Donation	250.00
029040	12/03/2025	Elite Property Settlements	Refund of Excess Direct Debit	759.26
029041	12/03/2025	R Peters-Sengers	Vet supervision for Rangers to implant microchips - Training	160.00
029042	12/03/2025	Scorptec Computers	Computer Equipment - Leases	426.00
029043	14/03/2025	Alinta Gas	Gas Charges	257.40

## Accounts Paid and Submitted to Corporate Services Committee Meeting on 20 May 2025

Payments made between 01-Mar-2025 and 31-Mar-2025

<i>Trans #</i>	<i>Date</i>	<i>Payee</i>	<i>Description</i>	<i>Amount</i>
029044	14/03/2025	ALS Library Services Pty Ltd	Library Resources	1,232.85
029045	14/03/2025	Armadale Lock & Key Service	Padlocks/Keys Cut - Various Locations	324.50
029046	14/03/2025	Australian Institute of Management (AIM)	Staff Training	1,717.00
029047	14/03/2025	Beaver Tree Services Aust Pty Ltd	Tree Pruning and Mulching Services - Various Locations	28,912.95
029048	14/03/2025	Browns Sweeping	Sweeping Services - Various Locations	7,588.90
029049	14/03/2025	Coca-Cola Amatil (Aust) Pty Ltd	Refreshments	324.33
029050	14/03/2025	Main Roads WA	Installation of Signage and Pavement	5,129.98
029051	14/03/2025	Synergy Energy	Electricity Charges	1,906.51
029052	14/03/2025	Work Clobber	PPE Equipment	423.90
029053	14/03/2025	Gecko Contracting Turf & Landscaping	Landscaping Services - Various Sites	60,993.53
029054	14/03/2025	Office Line	Office Furniture	311.30
029055	14/03/2025	E & MJ Rosher Pty Ltd	Parts/Repairs - Plant & Machinery	1,052.48
029056	14/03/2025	Officeworks Business Direct	Stationery	177.00
029057	14/03/2025	Repco Auto Parts	Parts - Parks Minor Equipment	538.01
029058	14/03/2025	Cecil Andrews College	AEDC- Letterbox Drop Community Play	500.00
029059	14/03/2025	Institute of Public Works Aust(WA Division)	Meetings/Conferences	750.00
029060	14/03/2025	Refresh Waters Pty Ltd	Refreshments	110.00
029061	14/03/2025	Herron Todd White (WA) Pty Ltd	Consultancy Services	7,150.00
029062	14/03/2025	Wren Oil	Oil Waste Removal Landfill Site	214.50
029063	14/03/2025	Elliotts Filtration	Iron Filter Willowdale Park - Mason Gr	5,486.26
029064	14/03/2025	Programmed Property Services Pty Ltd	Grounds Maintenance AFAC - December 2024	6,916.80
029065	14/03/2025	Beacon Equipment	Parts/Repairs - Plant & Machinery	304.00
029066	14/03/2025	Imagesource Digital Solutions	Corflute Stands	313.50
029067	14/03/2025	Sonic HealthPlus	Preplacement Medicals	261.80
029068	14/03/2025	Rave On Promotional Products	Dogs Day Out - Promotional items	2,376.00
029069	14/03/2025	Better Pets and Gardens Kelmscott	Cat and Dog Food - Dog Pound	270.75
029070	14/03/2025	Neopost Australia Pty Ltd	Print Room Supplies	1,250.13
029071	14/03/2025	Horizon West Landscape & Irrigation	Weed Control - Various Locations	9,240.00
029072	14/03/2025	Acurix Networks Pty Ltd	Public WIFI Access Various Sites	5,438.25
029073	14/03/2025	Western Tree Recyclers	Processing and transport of green waste	18,029.47
029074	14/03/2025	Mother Earth Gardening & Landscaping	Landscaping Services	1,771.00
029075	14/03/2025	The Information Management Group Pty Ltd	Digitisation of Records	4,547.66
029076	14/03/2025	Paperbark Technologies Pty Ltd	Consultancy Services	660.00
029077	14/03/2025	EOS Electrical	Repairs - Street Lighting City Owned	332.13
029078	14/03/2025	E Fire & Safety	Staff Training	528.00
029079	14/03/2025	Turf Care WA Pty Ltd	Fertiliser Application - Various Reserves	9,724.00
029080	14/03/2025	Downings Electrical Service	Electrical Services - Alfred Skeet Oval	2,348.50
029081	14/03/2025	Stott & Hoare	Computer Equipment - Leases	9,807.60
029082	14/03/2025	Paramount Electrical Services	Electrical Services	10,640.49

## Accounts Paid and Submitted to Corporate Services Committee Meeting on 20 May 2025

Payments made between 01-Mar-2025 and 31-Mar-2025

<i>Trans #</i>	<i>Date</i>	<i>Payee</i>	<i>Description</i>	<i>Amount</i>
029083	14/03/2025	West Power Group Pty Ltd	Service Generator - Depot	148.50
029084	14/03/2025	Westbuild Products Pty Ltd	Building Products	632.50
029085	14/03/2025	Hi Tech Security WA Pty Ltd	Security Services/Monitoring - Various Sites	9,604.99
029086	14/03/2025	Graffiti Systems Australia	Remove Graffiti Various Locations	5,855.50
029087	14/03/2025	Freedom Fairies Pty Ltd	AEDC- Face Painter Community Play 2	445.50
029088	14/03/2025	Sparks Coffee Roasters	2024 / 2025 Service Agreement	5,280.00
029089	14/03/2025	LD&D Australia Pty Limited	Refreshments	116.58
029090	14/03/2025	NewGround Water Services	Karragullen oval – Bore 1 and 2, Karragullen	88,698.61
029091	14/03/2025	Slimline Warehouse Display Shop	A3 Black Frame - A3 Snap FrameSafe Corne	1,257.13
029092	14/03/2025	The Calapai Family Trust	GPS Expenses Various Plant	1,826.00
029093	14/03/2025	West Coast Commercial Industries	AFAC - Change room spares	1,154.42
029094	14/03/2025	JDS Building and Maintenance Services Pty Ltd	Front Counter Works Admin Building	12,848.00
029095	14/03/2025	Remondis Australia Pty Ltd	Cardboard collection	2,456.39
029096	14/03/2025	Aussie Broadband Pty Ltd	NBN Services Multiple Armadale locations	75.90
029097	14/03/2025	Dept for Child Protection	Refund Security Deposit	792.00
029098	14/03/2025	Surun Services Pty Ltd	Morgan Park Project - Sports Lighting Up & Gwynn Tennis Lighting Upgrade	994.40
029099	14/03/2025	MDM Entertainment Pty Ltd	Library Resources	2,358.66
029100	14/03/2025	Ailtire Pty Ltd	Consultancy Services	2,736.25
029101	14/03/2025	Bridgestone Australia Ltd	Tyres - Various Plant	824.34
029102	14/03/2025	Total Tools Canning Vale	Trolley Lift	540.00
029103	14/03/2025	Cat Welfare Society Inc	Cat Collection Fee - February 2025	1,976.52
029104	14/03/2025	West Australian Alternative Energy	AFAC - Solar Battery Annual Service	3,355.00
029105	14/03/2025	Go Doors Pty Ltd	Service of 2 Automatic sliding doors	275.00
029106	14/03/2025	Dell Financial Services Pty Ltd	Computer Equipment - Leases	3,372.30
029107	14/03/2025	Classic Hire	Hire of Equipment	338.80
029108	14/03/2025	Trayd Australia Pty Ltd	Consultancy Services	4,789.39
029109	14/03/2025	Consultas Pty Ltd	Consultancy Services	2,227.50
029110	14/03/2025	MM IT Consulting (WA) Pty Ltd	Consultancy Services	968.00
029111	14/03/2025	Proline WA Pty Ltd	Asbestos Removal Services	10,791.00
029112	14/03/2025	Australian Safety Engineers	AFAC - Maintenance Equipment	82.50
029113	14/03/2025	Australian HVAC Services	Airconditioning Services	3,710.52
029114	14/03/2025	Waterwheel Community Shed Inc.	Larvicide Briquettes - Mosquito Flootation Blocks	1,980.00
029115	14/03/2025	GRA Partners Pty Ltd	Consultancy Services	8,250.00
029116	14/03/2025	Flexi Staff Group Pty Ltd	Hire of Temporary Staff	6,978.24
029117	14/03/2025	Karlia Teng	Expenses Reimbursement	83.55
029118	14/03/2025	4M Waste Pty Ltd	Tyres - Various Plant	955.90
029119	14/03/2025	The Real Good Company Pty Ltd	First Aid training	810.00
029120	14/03/2025	Anne Thompson	Expenses Reimbursement	144.15
029121	14/03/2025	RocknRubble Solutions Pty Ltd	Clean Concrete Mix	4,433.00



## Accounts Paid and Submitted to Corporate Services Committee Meeting on 20 May 2025

Payments made between 01-Mar-2025 and 31-Mar-2025

<i>Trans #</i>	<i>Date</i>	<i>Payee</i>	<i>Description</i>	<i>Amount</i>
029122	14/03/2025	Mansfield Property Advisory Pty Ltd	Consultancy Services	129,470.00
029123	14/03/2025	Evolve Talent Pty Ltd	Parks/Garden Labourer	2,570.32
029124	14/03/2025	Randeep Singh	Kerb Bond Refund	400.00
029125	19/03/2025	Armada Mower World	Parts - Parks Minor Equipment	168.00
029126	19/03/2025	Australian Institute of Management (AIM)	Staff Training	5,387.00
029127	19/03/2025	Beaver Tree Services Aust Pty Ltd	Tree Pruning and Mulching Services - Various Locations	2,098.25
029128	19/03/2025	Brook Marsh Pty Ltd	Consultancy Services	1,760.00
029129	19/03/2025	Coca-Cola Amatil (Aust) Pty Ltd	Refreshments	433.62
029130	19/03/2025	Dept of Biodiversity, Conservation & Attraction- Operations	Retail Items - AFAC Kiosk	918.00
029131	19/03/2025	Landgate	GRV Valuations G2024/25	663.60
029132	19/03/2025	Hays Personnel Services (Aust) Pty Ltd	Hire of Temporary Staff	1,463.97
029133	19/03/2025	Planning Institute of Aust (WA Division)	Staff Training	1,815.00
029134	19/03/2025	Ambius	Hire of Plants Champion Centre	2,745.82
029135	19/03/2025	Telstra	Telephone Charges	6,639.83
029136	19/03/2025	Trailer Parts Pty Ltd	Parts/Repairs - Plant & Machinery	2,817.91
029137	19/03/2025	Water Corporation	Water Usage Charges	212.77
029138	19/03/2025	Synergy Energy	Electricity Charges	313,254.07
029139	19/03/2025	Office Line	Office Furniture	493.90
029140	19/03/2025	Officeworks Business Direct	Stationery	219.14
029141	19/03/2025	O'Brien Harrop Access	Consultancy Services	2,420.00
029142	19/03/2025	Serpentine Spring Water	Refreshments	95.00
029143	19/03/2025	Western Power Networks	Design Services	52,800.00
029144	19/03/2025	Dell Australia Pty Limited	Repair Laptop - ICT Services	431.77
029145	19/03/2025	Tourism Council WA Limited	Renewal - Membership - 2024-2025	595.00
029146	19/03/2025	Richgro Garden Products	Lawn Mix sand delivery to depot 20m	1,304.38
029147	19/03/2025	SERCUL Inc	Weed Control - Various Locations	7,605.82
029148	19/03/2025	Apple Pty Ltd	Computer Equipment - Leases	3,161.60
029149	19/03/2025	Forrest Road Fresh	Refreshments	55.00
029150	19/03/2025	Insolvency & Trustee Service Australia	Motor Vehicle Searches	2.00
029151	19/03/2025	A L Urbas	Expenses Reimbursement	88.14
029152	19/03/2025	Carlisle Events Hire Pty Ltd	AFAC Carnival Equipment	6,673.70
029153	19/03/2025	Vorgee Pty Ltd	Retail Items - AFAC Kiosk	3,282.40
029154	19/03/2025	Dowsing Concrete	Construction of Concrete Footpath & Works	33,165.00
029155	19/03/2025	Paperbark Technologies Pty Ltd	Consultancy Services	28,650.60
029156	19/03/2025	Alsco Pty Ltd	Sanitary Services - Various Locations	197.40
029157	19/03/2025	Seton Australia	Quote 26623-Flammable liquid cabinet	1,805.10
029158	19/03/2025	Avantgarde Technologies Pty Ltd	Cloud Storage Fees	4,213.00
029159	19/03/2025	E Fire & Safety	Staff Training	132.00
029160	19/03/2025	Capital Recycling	Street Sweeping Various Sites	9,476.61

## Accounts Paid and Submitted to Corporate Services Committee Meeting on 20 May 2025

Payments made between 01-Mar-2025 and 31-Mar-2025

<i>Trans #</i>	<i>Date</i>	<i>Payee</i>	<i>Description</i>	<i>Amount</i>
029161	19/03/2025	Downings Electrical Service	Electrical Services - Alfred Skeet Oval	165.00
029162	19/03/2025	Paramount Electrical Services	Electrical Services	34,537.16
029163	19/03/2025	Hi Tech Security WA Pty Ltd	Security Services/Monitoring - Various Sites	699.74
029164	19/03/2025	On Tap Plumbing & Gas Pty Ltd	Plumbing Services - AFAC	18,112.29
029165	19/03/2025	Bug Busters Pty Ltd	Pest Control - Armadale Arena	253.00
029166	19/03/2025	LD&D Australia Pty Limited	Refreshments	202.14
029167	19/03/2025	West Tip Waste Control Pty Ltd	General Waste Collections	57,850.99
029168	19/03/2025	Hospitality Industry Service Providers (HISP) Pty Ltd	Catering Various Events/Meetings	332.15
029169	19/03/2025	Agrimate	Chainmesh Fencing - Roleystone Theatre	1,925.00
029170	19/03/2025	Southern Cross Protection Pty Ltd	Security Services/Monitoring - Various Sites	969.10
029171	19/03/2025	DADAA Limited	Armadale Carols	3,514.79
029172	19/03/2025	Total Green Recycling	eWaste Recycling Landfill Site	4,455.12
029173	19/03/2025	Nordic Fitness Equipment	Antibacterial Wipes - AFAC	1,428.00
029174	19/03/2025	Vault Protective Security Services	Security Services AFAC	1,276.00
029175	19/03/2025	CHG-Meridian Australia Pty Limited	AFAC Equipment Leases	2,509.70
029176	19/03/2025	Roleystone Karragullen Bush Fire Brigade	Expenses Reimbursement	11.75
029177	19/03/2025	Perth Better Homes	Repair Shade Sails - Greenlink Park	6,999.30
029178	19/03/2025	MMM (WA) Pty Ltd	Dry Hire Water truck 2024/25	803.28
029179	19/03/2025	Martins Environmental Services Pty Ltd	Verge Maintenance Roleystone	9,927.50
029180	19/03/2025	GFG Temp Assist	Hire of Temporary Staff	28,470.20
029181	19/03/2025	Evolve WA	Staff Training	2,595.00
029182	19/03/2025	A Class Auto Electrical and Air Conditioning	Parts/Repairs - Plant & Machinery	1,937.10
029183	19/03/2025	Harvey Norman AV/IT Armadale - Sandetye Pty Ltd	White Goods - Armadale Hall	1,000.00
029184	19/03/2025	ChoiceOne Pty Ltd	Hire of Temporary Staff	6,396.14
029185	19/03/2025	Peter Wilkes	Welcome to Country	600.00
029186	19/03/2025	Robert George King	Beehive Removal	200.00
029187	19/03/2025	Road and Traffic Services Pty Ltd	Line Marking Works	7,110.40
029188	19/03/2025	(A)POD Pty Ltd	Consultancy Services	4,235.00
029189	19/03/2025	Granicus Australia Pty Ltd	Annual Granicus Subscription	45,142.85
029190	19/03/2025	Keyrange Group Pty Ltd	Flow and residual pressure tests	1,100.00
029191	19/03/2025	Axon Public Safety Australia Pty Ltd	Body Cameras - Ranger Services	745.80
029192	19/03/2025	Tenco Engineers Pty Ltd	Consultancy Services	3,740.00
029193	19/03/2025	Proline WA Pty Ltd	Asbestos Removal Services	478.50
029194	19/03/2025	Treewest Australia Pty Ltd	Tree Services	880.00
029195	19/03/2025	WAIVPAY Ltd	Staff Rewards Program	823.60
029196	19/03/2025	Civil Sciences and Engineering Pty Ltd	Consultancy Services	1,800.00
029197	19/03/2025	Premier Envelopes Australia	Envelopes	261.15
029198	19/03/2025	Mustang Three Pty Ltd	New Staff Induction Welcome Pack	5,412.00
029199	19/03/2025	Metrowest Service Pty Ltd	Repairs and Maintenance - AFAC	489.50

## Accounts Paid and Submitted to Corporate Services Committee Meeting on 20 May 2025

Payments made between 01-Mar-2025 and 31-Mar-2025

<i>Trans #</i>	<i>Date</i>	<i>Payee</i>	<i>Description</i>	<i>Amount</i>
029200	19/03/2025	Crayon Australia Pty Ltd	M365 E3 Unified Existing Customer	5,255.03
029201	19/03/2025	GK Creative Pty Ltd	Waste Services Bin Lid Stickers	8,640.00
029202	19/03/2025	Blak Line Industries Pty Ltd	Music in the Park Light Pole Covers	1,078.00
029203	19/03/2025	Miniquip Hire	Hire of Equipment	2,530.00
029204	19/03/2025	Grow Cook Eat WA	Food and Friends project	1,200.00
029205	19/03/2025	Jay Michael Dowling	Consultancy Services	10,313.60
029206	19/03/2025	Tyre Power Kelmscott	Parts/Repairs - Plant & Machinery	50.00
029207	19/03/2025	Australian Road Research Board	Consultancy Services	16,500.00
029208	19/03/2025	Sanpoint Pty Ltd	Mowing Services - Various Locations	577.50
029209	19/03/2025	Cornerstone Legal WA Pty Ltd	Legal Services	2,642.92
029210	19/03/2025	Bookeasy Australia Pty Ltd	Bookeasy Booking Fee - February 2025	330.00
029211	19/03/2025	Therian Pty Ltd	Supply and Installation of Cat Condos	28,611.55
029212	19/03/2025	Will Huntley - ATC	Staff Training	2,100.00
029213	19/03/2025	Adesa Services Pty Ltd	Refund Security Deposit	400.00
029214	19/03/2025	Andy Dela Cruz	Expenses Reimbursement	14.00
029215	19/03/2025	GenU Karingal St Laurence	Refund Security Deposit	401.00
029216	19/03/2025	R De Boer & A De Boer	Refund of Credit	220.53
029217	19/03/2025	Gaya Wijesekara	Cancellation of Swim School	16.50
029218	19/03/2025	Karen Benstead	Sporting Recreation and Development Donation	350.00
029219	19/03/2025	Peter Williams	Refund of Development Application Lodgement Fee	147.00
029220	19/03/2025	Kelmscott Physiotherapy	Refund of Credit	417.00
029221	19/03/2025	Louise Dickmann	Minnawarra Art Awards 2025 - Fee for acting on Selection Panel	350.00
029222	21/03/2025	Alinta Gas	Gas Charges	1,424.00
029223	21/03/2025	Armadale Lock & Key Service	Padlocks/Keys Cut - Various Locations	290.65
029224	21/03/2025	AIBS (WA Chapter)	AIBS Membership	880.00
029225	21/03/2025	Australian Institute of Management (AIM)	Staff Training	1,698.00
029226	21/03/2025	Australian Services Union	Australian Services Union Payroll Deductions	518.00
029227	21/03/2025	Beaver Tree Services Aust Pty Ltd	Tree Pruning and Mulching Services - Various Locations	34,797.95
029228	21/03/2025	BP Australia Pty Ltd	Fuels & Oils - Depot	40,046.82
029229	21/03/2025	Browns Sweeping	Sweeping Services - Various Locations	8,644.90
029230	21/03/2025	Child Support Agency	Child Support Deduction Payroll Deductions	1,622.62
029231	21/03/2025	City of Armadale-Social Club	Social Club (employee) Payroll Deductions	348.16
029232	21/03/2025	Down Under Signs Pty Ltd	Signage	149.27
029233	21/03/2025	Dept of Fire And Emergency Services	ESL Levy - 3rd Qtr 2024/25	3,560,153.61
029234	21/03/2025	LGRCEU	LGRCEU Payroll Deductions	427.62
029235	21/03/2025	WALGA	2024 WALGA Conference	929.50
029236	21/03/2025	Water Corporation	Water Usage Charges	2.85
029237	21/03/2025	Westbooks	Library Resources	3,728.08
029238	21/03/2025	Synergy Energy	Electricity Charges	22,737.30

## Accounts Paid and Submitted to Corporate Services Committee Meeting on 20 May 2025

Payments made between 01-Mar-2025 and 31-Mar-2025

<i>Trans #</i>	<i>Date</i>	<i>Payee</i>	<i>Description</i>	<i>Amount</i>
029239	21/03/2025	Work Clobber	PPE Equipment	179.10
029240	21/03/2025	Gecko Contracting Turf & Landscaping	Landscaping Services - Various Sites	21,723.32
029241	21/03/2025	Cockburn Wetlands Education Centre Inc	Wetlands Management Conference 2025	760.00
029242	21/03/2025	Officeworks Business Direct	Stationery	86.30
029243	21/03/2025	Blue Tang (WA) Pty Ltd	Landscaping Services - Various Sites	2,310.00
029244	21/03/2025	Tourism Council WA Limited	Renewal - Membership - 2024-2025	2,380.00
029245	21/03/2025	Kleenit Pty Ltd	Remove Graffiti Various Locations	650.10
029246	21/03/2025	Commercial Aquatics Australia	Parts - AFAC	181.50
029247	21/03/2025	Apple Pty Ltd	Computer Equipment - Leases	26.07
029248	21/03/2025	Sonic HealthPlus	Preplacement Medicals	523.60
029249	21/03/2025	Greenfield Gardening	Landscaping Services - Various Sites	8,781.16
029250	21/03/2025	Better Pets and Gardens Kelmscott	Cat and Dog Food - Dog Pound	617.55
029251	21/03/2025	Big W	Library Resources	873.71
029252	21/03/2025	Horizon West Landscape & Irrigation	Weed Control - Various Locations	5,170.00
029253	21/03/2025	Urbis Pty Ltd	Consultancy Services	7,975.00
029254	21/03/2025	Alsco Pty Ltd	Sanitary Services - Various Locations	5,674.63
029255	21/03/2025	Frontline Fire & Rescue Equipment	PPE Equipment	1,092.74
029256	21/03/2025	Prestige Property Maintenance Pty Ltd	Active Sports Oval Mowing Wk 35	7,084.80
029257	21/03/2025	Systems Applied Pty Ltd	Annual subscription to Addressify	2,200.00
029258	21/03/2025	Hi Tech Security WA Pty Ltd	Security Services/Monitoring - Various Sites	648.71
029259	21/03/2025	On Tap Plumbing & Gas Pty Ltd	Plumbing Services - AFAC	1,467.80
029260	21/03/2025	LD&D Australia Pty Limited	Refreshments	116.58
029261	21/03/2025	Spectur Limited	Security Services/Monitoring - Various Sites	7,734.10
029262	21/03/2025	Run Energy Pty Limited	Gas & Flare Maintenance Landfill Site	2,678.58
029263	21/03/2025	Agent Sales & Services Pty Ltd	Cleaning Materials	7,161.22
029264	21/03/2025	Mall Managers WA Pty Ltd	Venue Booking Stargate Kelmscott	110.00
029265	21/03/2025	Professional Cabling Services	Data/Cabling Works - AFAC	10,494.00
029266	21/03/2025	QTM Pty Ltd	Hire of Traffic Controllers	3,190.60
029267	21/03/2025	Rosmech Sales & Service Pty Ltd	Sweeper Parts	738.10
029268	21/03/2025	Rayan Foods Pty Ltd	Catering Various Events/Meetings	183.70
029269	21/03/2025	R Sklarski	Expenses Reimbursement	42.58
029270	21/03/2025	MDM Entertainment Pty Ltd	Library Resources	839.61
029271	21/03/2025	B Mowbray	Expenses Reimbursement	45.00
029272	21/03/2025	Penske Australia	Parts - Various Plant	365.66
029273	21/03/2025	Back Beach Co Pty Ltd	Retail Items - AFAC Kiosk	866.80
029274	21/03/2025	Total Tools Canning Vale	Trolley Table	699.00
029275	21/03/2025	A Class Auto Electrical and Air Conditioning	Parts/Repairs - Plant & Machinery	1,094.50
029276	21/03/2025	Dell Financial Services Pty Ltd	Computer Equipment - Leases	116.92
029277	21/03/2025	The Trustee for Lane Family Trust	Re-set Senior soccer and junior soccer posts	715.00

## Accounts Paid and Submitted to Corporate Services Committee Meeting on 20 May 2025

Payments made between 01-Mar-2025 and 31-Mar-2025

<i>Trans #</i>	<i>Date</i>	<i>Payee</i>	<i>Description</i>	<i>Amount</i>
029278	21/03/2025	Trayd Australia Pty Ltd	Consultancy Services	1,041.02
029279	21/03/2025	Examiner Newspapers (WA)	Advertising	2,719.00
029280	21/03/2025	Fennessy Recruitment Pty Ltd	Hire of Temporary Staff	4,203.85
029281	21/03/2025	Sharon Edwards	Staff Training	150.00
029282	21/03/2025	Rexington Pty Ltd	Road Contribution Bond Refund	352,550.00
029283	21/03/2025	Treewest Australia Pty Ltd	Tree Services	4,065.00
029284	21/03/2025	Australian HVAC Services	Airconditioning Services	5,833.62
029285	21/03/2025	Flexi Staff Group Pty Ltd	Hire of Temporary Staff	8,025.45
029286	21/03/2025	Domestic Abuse Resource and Training Institute Australia	Staff Training	825.00
029287	21/03/2025	Candice Scrowther	Expenses Reimbursement	173.98
029288	21/03/2025	Coterra Pty Ltd	Consultancy Services	2,007.50
029289	21/03/2025	Easisalary Pty Ltd	Payroll Deductions	642.41
029290	21/03/2025	Services Australia - Centrelink	Centrelink Garnishee Staff Wages	303.57
029291	21/03/2025	Handy Fuel Management Solutions Pty Ltd	Additional Works - Depot Fuel Tank	55,033.00
029292	21/03/2025	RocknRubble Solutions Pty Ltd	Clean Concrete Mix	1,023.00
029293	21/03/2025	Diversus	Computer Equipment - Leases	89,386.00
029294	21/03/2025	Battery World Armadale	Parts/Repairs - Plant & Machinery	199.95
029295	21/03/2025	Evolve Talent Pty Ltd	Parks/Garden Labourer	2,056.25
029296	21/03/2025	Stuart Young	Expenses Reimbursement	335.00
029297	21/03/2025	Kathryn Tang	Expenses Reimbursement	131.80
029298	21/03/2025	Phillippa Bennett	Remaining Credit on membership	35.71
029299	21/03/2025	Silverstone Photography	Licensing of professional photographs for Piara Waters Library	990.00
029300	21/03/2025	Bijoy Babu	Sporting Recreation and Development Donation	250.00
029301	21/03/2025	Ngawaimirangi Kirkwood	Sporting Recreation and Development Donation	350.00
029302	21/03/2025	Bijoy Babu	Sporting Recreation and Development Donation	250.00
029303	21/03/2025	Perron Developments Pty Ltd	Return of Planning Outstanding Works Bond	5,676.00
029304	21/03/2025	Richard Kato	Refund of Credit Balance	1,053.14
029305	21/03/2025	J Sheveleff	Refund of Credit Balance	70.84
029306	26/03/2025	Armadale Mower World	Parts - Parks Minor Equipment	108.00
029307	26/03/2025	Armadale Kelmscott Self Storage	Storage Unit Rental	170.00
029308	26/03/2025	Beaver Tree Services Aust Pty Ltd	Tree Pruning and Mulching Services - Various Locations	6,714.41
029309	26/03/2025	BOC Gases Australia Limited	AFAC - Medical Oxygen	80.14
029310	26/03/2025	Hays Personnel Services (Aust) Pty Ltd	Hire of Temporary Staff	1,463.97
029311	26/03/2025	Smoke And Mirrors Audio Visual	Hire of Equipment	1,115.50
029312	26/03/2025	Telstra	Telephone Charges	1,870.00
029313	26/03/2025	Water Corporation	Water Usage Charges	108.30
029314	26/03/2025	Synergy Energy	Electricity Charges	13,064.79
029315	26/03/2025	Gecko Contracting Turf & Landscaping	Landscaping Services - Various Sites	8,635.00
029316	26/03/2025	Repco Auto Parts	Parts - Parks Minor Equipment	60.50

## Accounts Paid and Submitted to Corporate Services Committee Meeting on 20 May 2025

Payments made between 01-Mar-2025 and 31-Mar-2025

<i>Trans #</i>	<i>Date</i>	<i>Payee</i>	<i>Description</i>	<i>Amount</i>
029317	26/03/2025	Kelmscott Senior High School	Nutrition in School fund	300.00
029318	26/03/2025	JB HIFI Group Pty Ltd (Armadale)	Computer Equipment - Leases	1,500.00
029319	26/03/2025	Richgro Garden Products	Lawn Mix sand delivery to depot 20m	1,217.87
029320	26/03/2025	Oven Sparkle Pty Ltd	Oven Cleans	4,840.00
029321	26/03/2025	Blueprint Homes (WA) Pty Ltd	Refund Security Deposit	1,200.00
029322	26/03/2025	SERCUL Inc	Weed Control - Various Locations	55,656.30
029323	26/03/2025	Porter Consulting Engineers	Consultancy Services	1,650.00
029324	26/03/2025	Armadale Steel & Industrial Supplies	Parts/Repairs - Plant & Machinery	1,395.29
029325	26/03/2025	Programmed Property Services Pty Ltd	Grounds Maintenance AFAC - December 2024	22,327.33
029326	26/03/2025	Natural Area Management & Services	Living Stream Improvement Works	6,292.00
029327	26/03/2025	Superior Pak Pty Ltd	Parts/Repairs - Plant & Machinery	845.23
029328	26/03/2025	Commercial Aquatics Australia	Parts - AFAC	3,954.96
029329	26/03/2025	Sonic HealthPlus	Preplacement Medicals	261.80
029330	26/03/2025	Greenfield Gardening	Landscaping Services - Various Sites	6,631.61
029331	26/03/2025	Asset Infrastructure Management Pty Ltd	Consultancy Services	3,811.50
029332	26/03/2025	Big W	Library Resources	51.18
029333	26/03/2025	Horizon West Landscape & Irrigation	Weed Control - Various Locations	31,224.88
029334	26/03/2025	Mother Earth Gardening & Landscaping	Landscaping Services	242.00
029335	26/03/2025	Paperbark Technologies Pty Ltd	Consultancy Services	22,928.40
029336	26/03/2025	LFA First Response	First Aid Supplies - AFAC	461.72
029337	26/03/2025	Datacom Systems (AU) Pty Ltd - WA Division	Computer Equipment - Leases	66,506.33
029338	26/03/2025	E Fire & Safety	Staff Training	66.00
029339	26/03/2025	Turf Care WA Pty Ltd	Fertiliser Application - Various Reserves	7,480.00
029340	26/03/2025	Downings Electrical Service	Electrical Services - Alfred Skeet Oval	627.00
029341	26/03/2025	Security Management Australasia Pty Ltd	Security Services	82.50
029342	26/03/2025	Bug Busters Pty Ltd	Termite Treatment - Rowley Bridge	3,520.00
029343	26/03/2025	A J Vanderplas	Expenses Reimbursement	10.10
029344	26/03/2025	E Chan	Expenses Reimbursement	34.77
029345	26/03/2025	ATF The Booth and Bourgeot Trust	Repairs to hook lift bins	3,503.50
029346	26/03/2025	Time Critical CPR & First Aid	First Aid training	1,400.00
029347	26/03/2025	Idom Maddington Pty Ltd	Parts/Repairs - Plant & Machinery	3,157.00
029348	26/03/2025	Rayan Foods Pty Ltd	Catering Various Events/Meetings	2,061.40
029349	26/03/2025	Surun Services Pty Ltd	Morgan Park Project - Sports Lighting Up & Gwynn Tennis Lighting Upgrade	25,080.00
029350	26/03/2025	Harrisdale Secondary School	Nutrition in School fund	300.00
029351	26/03/2025	Tocojopa Pty Ltd	Parts/Repairs - Plant & Machinery	148.02
029352	26/03/2025	Ailtire Pty Ltd	Consultancy Services	1,028.50
029353	26/03/2025	ATO PAYG	Tax Deductions Payroll	452,452.00
029354	26/03/2025	Marty Daley Graphic Design	Consultancy Services	3,960.00
029355	26/03/2025	Herbert Smith Freehills	Legal Services	2,798.40

## Accounts Paid and Submitted to Corporate Services Committee Meeting on 20 May 2025

Payments made between 01-Mar-2025 and 31-Mar-2025

<i>Trans #</i>	<i>Date</i>	<i>Payee</i>	<i>Description</i>	<i>Amount</i>
029356	26/03/2025	Vault Protective Security Services	Security Services AFAC	2,552.00
029357	26/03/2025	IPEC Pty Ltd	Courier Services	68.41
029358	26/03/2025	The Pink Cafe (Kelmscott)	Catering Various Events/Meetings	677.50
029359	26/03/2025	MLA Holdings Pty Ltd	P1552 Mitsubishi forklift FG25N.	653.81
029360	26/03/2025	Ideal Homes Pty Ltd	Refund Security Deposit	400.00
029361	26/03/2025	MMM (WA) Pty Ltd	Dry Hire Water truck	11,404.80
029362	26/03/2025	Moray and Agnew	Legal Services	5,720.00
029363	26/03/2025	Dell Financial Services Pty Ltd	Computer Equipment - Leases	18,753.12
029364	26/03/2025	ATI-Mirage Training and Business Solutions Pty Ltd	Staff Training	4,345.00
029365	26/03/2025	ChoiceOne Pty Ltd	Hire of Temporary Staff	6,847.11
029366	26/03/2025	ABN Residential WA Pty Ltd	Refund Security Deposit	800.00
029367	26/03/2025	The Trustee for Lane Family Trust	Re-set Senior soccer and junior soccer posts	495.00
029368	26/03/2025	Rosanne Case	Gatekeeper Roleystone Greenwaste Site	3,696.00
029369	26/03/2025	Advanced Spatial Technologies Pty Ltd	Subscription Fees	1,518.00
029370	26/03/2025	4Park Pty Ltd	Lina Hart Memorial Park - Repairs and Maintenance	2,116.40
029371	26/03/2025	Proline Wa Pty Ltd	Asbestos Removal Services	5,400.32
029372	26/03/2025	JJCT Packaging Pty Ltd	Payroll Deductions	13,514.54
029373	26/03/2025	The Trustee for The Dortch & Cuthbert Trading Trust	Consultancy Services	20,630.39
029374	26/03/2025	Hart Sport Australia Pty Ltd	Retail Items - AFAC Kiosk	225.00
029375	26/03/2025	Chantalle Grummet	AAF25 - Reimbursement for Clay	91.65
029376	26/03/2025	WA Comedy	Headliners Comedy Gala - Event	3,367.00
029377	26/03/2025	Ecoscape Australia Pty Ltd	Playground Renewal - Rushton Park	1,713.80
029378	26/03/2025	Miniquip Hire	Hire of Equipment	720.50
029379	26/03/2025	Trav & Co Building and Maintenance Pty Ltd	AFAC - Reactive door maintenance	245.85
029380	26/03/2025	Mode Design Corp. Pty Ltd	LDC Design Fees	4,793.25
029381	26/03/2025	AMS Technology Group Pty Ltd	Check Airconditioner - AFAC	445.50
029382	26/03/2025	Sanpoint Pty Ltd	Mowing Services - Various Locations	3,167.29
029383	26/03/2025	SOS Mechanical Solutions	AFAC - Geothermal Flow Metres	25,520.00
029384	26/03/2025	Booktopia Direct Pty Ltd	Library Resources	22.67
029385	26/03/2025	Kristin Stephenson	Expenses Reimbursement	18.17
029386	26/03/2025	McMahon Services Australia Pty Ltd	Consultancy Services	9,951.79
029387	26/03/2025	Victoria Purman	AWF - Travel allowance/appearance fee	2,500.00
029388	26/03/2025	Steelmark Pty Ltd	Refletive Kerb Ramp	317.90
029389	26/03/2025	Gilco Pty Ltd	Build and Install 6x3m Building	16,912.50
029390	26/03/2025	Pena's Burger	Catering Various Events/Meetings	725.00
029391	26/03/2025	Graham Taylor	Expenses Reimbursement	885.00
029392	26/03/2025	Gwynne Park Education Support Centre	Nutrition in School fund	300.00
029393	26/03/2025	Traditional Karate Academy WA	Refund Hall / Key Deposit	500.00
029394	26/03/2025	Kathleen Millar	Sporting Recreation and Development Donation	250.00

## Accounts Paid and Submitted to Corporate Services Committee Meeting on 20 May 2025

Payments made between 01-Mar-2025 and 31-Mar-2025

<i>Trans #</i>	<i>Date</i>	<i>Payee</i>	<i>Description</i>	<i>Amount</i>
029395	26/03/2025	Ebony Legg	Sporting Recreation and Development Donation	250.00
029396	26/03/2025	David Bolton	Sporting Recreation and Development Donation	250.00
029397	26/03/2025	Gwynne Park Primary School	Nutrition in Schools Program	300.00
029398	26/03/2025	Challis Community Primary School	Nutrition in Schools Program	300.00
029399	26/03/2025	Westfield Park Primary School	Nutrition in Schools Program	300.00
029400	28/03/2025	Able Blind Repairs	Blind Repair - Armadale Library	310.00
029401	28/03/2025	ALS Library Services Pty Ltd	Library Resources	2,035.94
029402	28/03/2025	Arcus Refrigeration Service Pty Ltd	Service Ice Machine - Landfill Site	981.27
029403	28/03/2025	Armadale Lock & Key Service	Padlocks/Keys Cut - Various Locations	2,846.00
029404	28/03/2025	Armadale Kelmscott Self Storage	Storage Unit Rental	305.00
029405	28/03/2025	J Blackwood & Son Pty Ltd	PPE Equipment	37.16
029406	28/03/2025	DORMA Australia Pty Ltd	Parts/Repairs Auto Doors	242.00
029407	28/03/2025	Beaver Tree Services Aust Pty Ltd	Tree Pruning and Mulching Services - Various Locations	13,019.60
029408	28/03/2025	BP Australia Pty Ltd	Fuels & Oils - Depot	3,683.77
029409	28/03/2025	Browns Sweeping	Sweeping Services - Various Locations	7,588.90
029410	28/03/2025	CJD Equipment Pty Ltd	Filters, Sensors and belts.	1,620.66
029411	28/03/2025	Cleanaway	AFAC - Skip Bin Delivery	14.85
029412	28/03/2025	WINC Australia Pty Ltd	Cleaning Materials	7,622.20
029413	28/03/2025	Dept of Transport	Motor Vehicle Searches	190.45
029414	28/03/2025	Local Government Professionals Aust WA	Staff Training	1,100.00
029415	28/03/2025	Lori's Fuel Station	Fuels & Oils Various Plant	5,137.84
029416	28/03/2025	Noise & Vibration Measurement Systems	Licensing - Subscription	947.10
029417	28/03/2025	Ixom Operations Pty Ltd	AFAC - Chlorine gas order	5,029.00
029418	28/03/2025	Pure Air Filters	Filter clean	772.20
029419	28/03/2025	Veolia Recycling and Recovery Pty Ltd	Recycling Collections Various Locations	1,835.04
029420	28/03/2025	Slater-Gartrell Sports	Cross Park - Repair Roof Rail and fitting	2,601.50
029421	28/03/2025	Target Towing Service	Towing Charges	165.00
029422	28/03/2025	Termico Pest Management	Pest Control	1,315.00
029423	28/03/2025	WALGA	2024 WALGA Conference	1,329.00
029424	28/03/2025	Synergy Energy	Electricity Charges	6,692.95
029425	28/03/2025	Gecko Contracting Turf & Landscaping	Landscaping Services - Various Sites	86,198.97
029426	28/03/2025	Office Line	Office Furniture	3,554.10
029427	28/03/2025	Hello World	Conference Attendance	4,068.00
029428	28/03/2025	Bunnings Building Supplies Pty Ltd	Hardware Consumables	10,041.41
029429	28/03/2025	St John Ambulance WA Ltd	Staff Training	488.40
029430	28/03/2025	E & MJ Rosher Pty Ltd	Parts/Repairs - Plant & Machinery	1,440.09
029431	28/03/2025	Kleenheat Gas Pty Ltd	Gas Charges	8,739.75
029432	28/03/2025	StrataGreen	Landscaping Services - Various Sites	6,041.91
029433	28/03/2025	Officeworks Business Direct	Stationery	1,003.13



## Accounts Paid and Submitted to Corporate Services Committee Meeting on 20 May 2025

Payments made between 01-Mar-2025 and 31-Mar-2025

<i>Trans #</i>	<i>Date</i>	<i>Payee</i>	<i>Description</i>	<i>Amount</i>
029434	28/03/2025	Urban Development Inst of Australia	Consultancy Services	400.00
029435	28/03/2025	RSEA Pty Ltd	PPE Equipment	1,654.02
029436	28/03/2025	Refresh Waters Pty Ltd	Refreshments	46.00
029437	28/03/2025	Oven Sparkle Pty Ltd	Oven Cleans	280.00
029438	28/03/2025	Truck Centre (WA) Pty Ltd	P1515 Volvo AK16472.	8,989.61
029439	28/03/2025	BGC Residential Pty Ltd	Refund Security Deposit	800.00
029440	28/03/2025	Ricoh Australia Pty Ltd	Photocopier/Printer Usage	5,337.87
029441	28/03/2025	All West Plant Hire	Hire of Fuel Trailer Landfill Site	1,343.60
029442	28/03/2025	1Spatial Australia Pty Ltd	Consultancy Services	4,125.00
029443	28/03/2025	Superior Pak Pty Ltd	Parts/Repairs - Plant & Machinery	998.27
029444	28/03/2025	AD Engineering International Pty Ltd	Data Access Subscription - P602	396.00
029445	28/03/2025	Commercial Aquatics Australia	Parts - AFAC	1,380.50
029446	28/03/2025	Beacon Equipment	Parts/Repairs - Plant & Machinery	206.60
029447	28/03/2025	Forrest Road Fresh	Refreshments	84.89
029448	28/03/2025	Sonic HealthPlus	Preplacement Medicals	1,898.60
029449	28/03/2025	P W Sanders	Expenses Reimbursement	236.02
029450	28/03/2025	Vanguard Press	Brochure Display/Transport/Storage	662.00
029451	28/03/2025	Complete Office Supplies	Stationery	4,831.72
029452	28/03/2025	Big W	Library Resources	136.94
029453	28/03/2025	Horizon West Landscape & Irrigation	Weed Control - Various Locations	105,962.53
029454	28/03/2025	A1 Plaques WA	5 x Burgundy pre-made stock plaques	7,069.00
029455	28/03/2025	Dowsing Concrete	Construction of Concrete Footpath & Works	103,915.90
029456	28/03/2025	UDLA	Meetings/Conferences	7,287.50
029457	28/03/2025	Reds Productions Pty Ltd	MIM - Reptile activity	299.00
029458	28/03/2025	Paperbark Technologies Pty Ltd	Consultancy Services	5,940.00
029459	28/03/2025	Instant Toilets & Showers Pty Ltd	Toilet Chemicals/Transport Portable Toilets	613.54
029460	28/03/2025	Totally Workwear	PPE Equipment	5,364.11
029461	28/03/2025	ReNew Property Maintenance	Mowing Services - Various Locations	4,224.00
029462	28/03/2025	Scott Printers Pty Ltd	Printing Material - AFAC	17,389.90
029463	28/03/2025	STW Industries Pty Ltd	Tyres - Various Plant	5,978.50
029464	28/03/2025	Veris Australia Pty Ltd	Line Marking Setouts	9,625.00
029465	28/03/2025	JJ Richards & Sons Pty Ltd	Document Destruction Depot	17.60
029466	28/03/2025	E Fire & Safety	Staff Training	3,602.50
029467	28/03/2025	Black Rubber Pty Ltd	Tyres - Various Plant	17,896.50
029468	28/03/2025	AOG Design	MAA - Updating bio page on website	797.50
029469	28/03/2025	Wow Group (WA) Pty Ltd	Refund Security Deposit	400.00
029470	28/03/2025	Paramount Electrical Services	Electrical Services	20,430.15
029471	28/03/2025	VALA Libraries Technology And The Future	Annual membership fee	400.00
029472	28/03/2025	West Power Group Pty Ltd	Service Generator - Depot	381.70

## Accounts Paid and Submitted to Corporate Services Committee Meeting on 20 May 2025

Payments made between 01-Mar-2025 and 31-Mar-2025

<i>Trans #</i>	<i>Date</i>	<i>Payee</i>	<i>Description</i>	<i>Amount</i>
029473	28/03/2025	Pure Homes Pty Ltd	Refund Security Deposit	400.00
029474	28/03/2025	Instant Products Hire	Toilet Chemicals/Transport Portable Toilets	1,486.06
029475	28/03/2025	Hi Tech Security WA Pty Ltd	Security Services/Monitoring - Various Sites	971.41
029476	28/03/2025	BJ Ball	Stationery	8,243.04
029477	28/03/2025	On Tap Plumbing & Gas Pty Ltd	Plumbing Services - AFAC	44,346.31
029478	28/03/2025	JDSI Consulting Engineers Pty Ltd	Consultancy Services	3,850.00
029479	28/03/2025	Wastech Engineering	Service Compactor - P1521	379.50
029480	28/03/2025	Bug Busters Pty Ltd	Pest Control	575.00
029481	28/03/2025	LD&D Australia Pty Limited	Refreshments	116.58
029482	28/03/2025	Element Advisory Pty Ltd	Consultancy Services	1,732.50
029483	28/03/2025	Sea Containers WA Pty Ltd	Hire of Container History House Museum	238.70
029484	28/03/2025	PelicanCorp (AU) Pty Ltd	PCAU TicketAccess Contract Renewal	24,526.70
029485	28/03/2025	Agent Sales & Services Pty Ltd	Cleaning Materials	4,499.00
029486	28/03/2025	KI Training and Assessing Pty Ltd	Staff Training	700.00
029487	28/03/2025	Perrott Painting Maintenance Contract Pty Ltd	Paint external doors - Frye Park	25,889.60
029488	28/03/2025	Intelife Group Limited	BBQ Maintenance - February - 2025	1,865.60
029489	28/03/2025	Valspar Paint (Australia) Pty Ltd	Graffiti Team Paint	355.27
029490	28/03/2025	TPG Network Pty Ltd	Ethernet Service Various Sites	9,448.37
029491	28/03/2025	GPC Asia Pacific Pty Ltd	Parts - Depot Workshop	9,171.51
029492	28/03/2025	The Trustee For PSCP Investment Trust	Printing Services - Print Department	193.60
029493	28/03/2025	Vital Packaging	Packaging Materials - Landfill Site	3,333.00
029494	28/03/2025	Instant Windscreens	P2034 Isuzu D-Max AK018.	495.00
029495	28/03/2025	Action Glass & Aluminium	AFAC - LP sliding door maintenance	375.51
029496	28/03/2025	QTM Pty Ltd	Hire of Traffic Controllers	6,438.08
029497	28/03/2025	Southern Bins Pty Ltd	Hire of Skip Bin	4,720.00
029498	28/03/2025	Ecowater Services Pty Ltd	Cleaning Materials	226.50
029499	28/03/2025	Agrimate	Chainmesh Fencing - Roleystone Theatre	13,575.97
029500	28/03/2025	Southern Cross Protection Pty Ltd	Security Services/Monitoring - Various Sites	17,147.67
029501	28/03/2025	Corsign WA Pty Ltd	Parts/Repairs	1,414.68
029502	28/03/2025	MDM Entertainment Pty Ltd	Library Resources	799.10
029503	28/03/2025	BrightMark Group Pty Ltd	Cleaning Works and Consumables - AFAC	145,487.26
029504	28/03/2025	JAE Contractors	Consultancy Services	6,270.00
029505	28/03/2025	ABM Landscaping	Brick Paving Services - Various Locations	1,280.40
029506	28/03/2025	Total Green Recycling	eWaste Recycling Landfill Site	5,829.54
029507	28/03/2025	HWL Ebsworth Lawyers	Legal Services	7,510.25
029508	28/03/2025	Nordic Fitness Equipment	Antibacterial Wipes - AFAC	1,428.00
029509	28/03/2025	Herbert Smith Freehills	Legal Services	5,122.70
029510	28/03/2025	Pirtek Canning Vale	Parts/Repairs - Plant & Machinery	1,013.96
029511	28/03/2025	The Pink Cafe (Kelmscott)	Catering Various Events/Meetings	946.00

## Accounts Paid and Submitted to Corporate Services Committee Meeting on 20 May 2025

Payments made between 01-Mar-2025 and 31-Mar-2025

<i>Trans #</i>	<i>Date</i>	<i>Payee</i>	<i>Description</i>	<i>Amount</i>
029512	28/03/2025	Ideal Homes Pty Ltd	Refund Security Deposit	800.00
029513	28/03/2025	Culture Care WA Inc	2024 / 2025 Service Agreement	3,080.00
029514	28/03/2025	Go Doors Pty Ltd	Service of 2 Automatic sliding doors	1,449.25
029515	28/03/2025	Aspect Studios Pty Ltd	Consultancy Services	79,858.24
029516	28/03/2025	Plus Architecture Western Australia Pty Ltd	Consultancy Services	31,067.30
029517	28/03/2025	Dell Financial Services Pty Ltd	Computer Equipment - Leases	2,939.35
029518	28/03/2025	Donald Cant Watts Corke	Superintendent Services	12,023.91
029519	28/03/2025	Illion Australia Pty Ltd	Consultancy Services	561.85
029520	28/03/2025	Eurotech Group Pty Ltd	Printing Material - Various Departments	1,687.42
029521	28/03/2025	ABN Residential WA Pty Ltd	Refund Security Deposit	800.00
029522	28/03/2025	Classic Hire	Hire of Equipment	5,517.60
029523	28/03/2025	Rebecca Hall	Expenses Reimbursement	84.00
029524	28/03/2025	Trayd Australia Pty Ltd	Consultancy Services	33,442.53
029525	28/03/2025	Examiner Newspapers (WA)	Advertising	847.00
029526	28/03/2025	Fennessy Recruitment Pty Ltd	Hire of Temporary Staff	5,085.30
029527	28/03/2025	4Park Pty Ltd	Parts/Repairs - Plant & Machinery	671.00
029528	28/03/2025	Declan Simons	Expenses Reimbursement	10.40
029529	28/03/2025	Wizard Pharmacy Kelmscott Stargate	Newspapers Kelmscott Library	86.00
029530	28/03/2025	Authentic Security Pty Ltd	Cash in Transit Fees	1,874.00
029531	28/03/2025	ABN Residential WA Pty Ltd	Refund Security Deposit	400.00
029532	28/03/2025	Western Environmental Pty Ltd	Well Replacement Project - Landfill Site	1,562.00
029533	28/03/2025	Music Crew	Armadale Arts Festival	1,310.00
029534	28/03/2025	AAA Safety Training and Consultancy Pty Ltd	Staff Training	300.00
029535	28/03/2025	Omnicom Media Group Australia Pty Ltd	Consultancy Services	14,084.93
029536	28/03/2025	SLR Consulting Australia Pty Ltd	Consultancy Services	2,464.00
029537	28/03/2025	Total Eden trading as Nutrien Water	Neta Air Valve Combination 50MM	22,440.87
029538	28/03/2025	Engineering Technology Consultants Pty Ltd	Consultancy Services	548.80
029539	28/03/2025	Flexi Staff Group Pty Ltd	Hire of Temporary Staff	6,569.07
029540	28/03/2025	Elan Energy Matrix Pty Ltd	Tyres - Various Plant	1,740.44
029541	28/03/2025	Metrowest Service Pty Ltd	Repairs and Maintenance - AFAC	8,927.42
029542	28/03/2025	OccuMED Consulting	Consultancy Services	1,347.50
029543	28/03/2025	Mader Contracting Pty Ltd	Hire of Temporary Staff	11,332.20
029544	28/03/2025	Grafted Studio	Consultancy Services	27,178.80
029545	28/03/2025	MycoCasa	Intro to Mushrooms presentation	300.00
029546	28/03/2025	Bucci Holdings Pty Ltd	Minor Equipment	449.33
029547	28/03/2025	Miniquip Hire	Hire of Equipment	13,156.00
029548	28/03/2025	Perth Office Equipment Pty Ltd	Guillotine Service and Blade Change	330.00
029549	28/03/2025	Tyre Power Kelmscott	Parts/Repairs - Plant & Machinery	1,435.00
029550	28/03/2025	AMS Technology Group Pty Ltd	Check Airconditioner - AFAC	9,175.09

## Accounts Paid and Submitted to Corporate Services Committee Meeting on 20 May 2025

Payments made between 01-Mar-2025 and 31-Mar-2025

<i>Trans #</i>	<i>Date</i>	<i>Payee</i>	<i>Description</i>	<i>Amount</i>
029551	28/03/2025	Sanpoint Pty Ltd	Mowing Services - Various Locations	33,296.82
029552	28/03/2025	Cornerstone Legal WA Pty Ltd	Legal Services	3,454.00
029553	28/03/2025	Linds Rehabilitation Equipment	AFAC - Disability Equipment Servicing	247.50
029554	28/03/2025	Ronco Group Pty Ltd	Parts - Various Plant	13,143.56
029555	28/03/2025	Booktopia Direct Pty Ltd	Library Resources	76.98
029556	28/03/2025	McLeods Lawyers Pty Ltd	Legal Services	21,957.22
029557	28/03/2025	Ecoleaf Landscaping Pty Ltd	Weed Control - Various Locations	4,169.00
029558	28/03/2025	Evolve Talent Pty Ltd	Parks/Garden Labourer	2,524.96
029559	28/03/2025	Trace Archaeology Pty Ltd	Consultancy Services	11,773.89
029560	28/03/2025	BD Living Pty Ltd	Refund Security Deposit	400.00
029561	28/03/2025	Emily Rose	Minnawarra Art Awards 2025 - Fee for acting on Selection Panel	400.00
029562	28/03/2025	Mandeep Kaur	Membership Cancellation in cool off period	29.00
029563	28/03/2025	Michael Rendell	Sporting Recreation and Development Donation	250.00
029564	28/03/2025	Jemma Graham	Sporting Recreation and Development Donation	250.00
029565	28/03/2025	Reena Sharma	Sporting Recreation and Development Donation	350.00
029566	28/03/2025	Neerigen Brook Primary School	Nutrition in Schools Program	300.00
029567	28/03/2025	Aida Oldfield & Seth Harold Oldfield	Refund of Credit Balance	649.76
029568	28/03/2025	W R Thomson & C F Thomson	Refund of Credit Balance	1,828.20
029569	28/03/2025	C L Louw	Refund of Credit Balance	1,402.13
029570	28/03/2025	Giddens Realty	Refund of Credit Balance	566.35
029571	31/03/2025	Australia Post	Commission on Rates Collected	24,470.11
029572	31/03/2025	Browns Sweeping	Sweeping Services - Various Locations	396.00
029573	31/03/2025	Synergy Energy	Electricity Charges	18,514.10
029574	31/03/2025	Wurth Australia Pty Ltd	Staff Training	2,638.67
029575	31/03/2025	Bunnings Building Supplies Pty Ltd	Hardware Consumables	212.52
029576	31/03/2025	StrataGreen	Gardening Products	4,292.72
029577	31/03/2025	Armadale City Concert Band	COA Arts Festival Event	710.00
029578	31/03/2025	Westzone Enterprises Pty Ltd	Armadale Library Monthly Rental & Outgoings	59,400.37
029579	31/03/2025	Truck Centre (WA) Pty Ltd	Parts/Repairs - Plant & Machinery	15,805.46
029580	31/03/2025	Ashmy Pty Ltd	Refund Security Deposit	1,200.00
029581	31/03/2025	Dale Alcock Homes Pty Ltd	Refund Security Deposit	800.00
029582	31/03/2025	Wren Oil	Oil Waste Removal Landfill Site	231.00
029583	31/03/2025	Transoft Solutions	Auto Turn Map Conversion Base Licence	1,402.28
029584	31/03/2025	Cedar Homes	Refund Security Deposit	400.00
029585	31/03/2025	Rent A Fence Pty Ltd	Hire of Equipment	139.29
029586	31/03/2025	Complete Office Supplies	Stationery	572.64
029587	31/03/2025	Western Tree Recyclers	Processing and transport of green waste	6,733.11
029588	31/03/2025	Reva Commercial Pty Ltd	Armadale Bowling Club - Alfresco repairs	2,692.80
029589	31/03/2025	Mother Earth Gardening & Landscaping	Landscaping Services	1,694.00

## Accounts Paid and Submitted to Corporate Services Committee Meeting on 20 May 2025


Payments made between 01-Mar-2025 and 31-Mar-2025

<i>Trans #</i>	<i>Date</i>	<i>Payee</i>	<i>Description</i>	<i>Amount</i>
029590	31/03/2025	Black Rubber Pty Ltd	Tyres - Various Plant	2,190.80
029591	31/03/2025	Great Lakes Community Resources Inc	Mattress collected from landfill 24/25	19,765.50
029592	31/03/2025	Pure Homes Pty Ltd	Refund Security Deposit	400.00
029593	31/03/2025	On Tap Plumbing & Gas Pty Ltd	Plumbing Services - AFAC	1,321.06
029594	31/03/2025	AAC Wristbands Australia Pty Ltd	Wristbands - AFAC	6,616.50
029595	31/03/2025	Aussie Broadband Pty Ltd	NBN Services Multiple Armadale locations	2,931.20
029596	31/03/2025	GPC Asia Pacific Pty Ltd	Parts - Depot Workshop	384.15
029597	31/03/2025	Rosmech Sales & Service Pty Ltd	Sweeper Parts	500.04
029598	31/03/2025	A Bowden	Expenses Reimbursement	143.81
029599	31/03/2025	Marty Daley Graphic Design	Changing Places Signage	2,816.00
029600	31/03/2025	The Pink Cafe (Kelmscott)	Catering Various Events/Meetings	481.50
029601	31/03/2025	GFG Temp Assist	Hire of Temporary Staff	10,868.00
029602	31/03/2025	A Class Auto Electrical and Air Conditioning	Parts/Repairs - Plant & Machinery	576.40
029603	31/03/2025	Rebecca Hall	Expenses Reimbursement	240.55
029604	31/03/2025	Wash Work Canning Vale Pty Ltd	Wash Garbage Truck - AK16063	220.00
029605	31/03/2025	Proline Wa Pty Ltd	Asbestos Removal Services	7,385.52
029606	31/03/2025	Australian HVAC Services	Airconditioning Services	17,613.82
029607	31/03/2025	Elan Energy Matrix Pty Ltd	Tyres - Various Plant	1,179.64
029608	31/03/2025	EnvisionWare Australia Pty Ltd	Annual Renewal	16,977.04
029609	31/03/2025	Insurance Smash Repairs	Insurance Excess	500.00
029610	31/03/2025	Christina LeVaillant	Sporting Recreation and Development Donation	1,050.00
029611	31/03/2025	Rhoda Sinico	Sporting Recreation and Development Donation	350.00
029612	31/03/2025	Kenbrook Orchard and Herbs	Refund of Credit balance	113.50
A 02/03/2025	2/03/2025	Payroll	Net Pay	1,568,433.07
A 16/03/2025	16/03/2025	Payroll	Net Pay	1,544,895.85
A 30/03/2025	30/03/2025	Payroll	Net Pay	1,544,957.60
DD000956	2/03/2025	Commonwealth Ba	Monthly Bank Fees	5,448.16
DD000957	1/03/2025	Commonwealth Ba	Credit Interest Adjusted Value Date	2.14
DD000958	3/03/2025	Commonwealth Ba	Bank Fees	28.60
DD000959	3/03/2025	Les Mills Asia	Direct Debit 073564 Les Mills	1,447.35
DD000960	3/03/2025	Westpac Banking	Direct Debit 038405 WBC	238.43
DD000961	4/03/2025	Commonwealth Ba	Bank Fees	0.55
DD000963	6/03/2025	Commonwealth Ba	Bank Fees	0.55
DD000964	1/03/2025	Commonwealth Ba	Bank Fees	0.20
DD000965	10/03/2025	Commonwealth Ba	Bank Fees	17.60
DD000967	15/03/2025	Toyota Finance	Motor Vehicle Lease AK16726	634.34
DD000968	14/03/2025	Commonwealth Ba	Bank Fees	0.55
DD000969	17/03/2025	Commonwealth Ba	Bank Fees	21.45
DD000970	17/03/2025	Commonwealth Ba	Bank Fees	0.15

## Accounts Paid and Submitted to Corporate Services Committee Meeting on 20 May 2025

Payments made between 01-Mar-2025 and 31-Mar-2025

<i>Trans #</i>	<i>Date</i>	<i>Payee</i>	<i>Description</i>	<i>Amount</i>
DD000971	17/03/2025	Commonwealth Ba	Bank Fees	0.28
DD000972	17/03/2025	Commonwealth Ba	Bank Fees	615.71
DD000973	17/03/2025	Commonwealth Ba	Bank Fees	37.90
DD000974	17/03/2025	Commonwealth Ba	Bank Fees	1,476.33
DD000975	15/03/2025	SG FLett	Lease Rental	2,217.01
DD000976	14/03/2025	Business Cards	Fuel Cards for Feb 2025	16,542.28
DD000977	20/03/2025	Commonwealth Ba	Bank Fees	0.55
DD000978	6/03/2025	Commonwealth Ba	Reverse out Incorrect Receipt 275520	377.00
DD000979	16/03/2025	The Trustee for Aware Super	Superannuation Payroll	300,566.73
DD000981	21/03/2025	Commonwealth Ba	Bank Fees	0.55
DD000982	24/03/2025	Commonwealth Ba	Bank Fees	25.30
DD000983	20/03/2025	Commonwealth Ba	Returned Cheque Value Date: 18/03/2025	86.70
DD000984	27/03/2025	Commonwealth Ba	Bank Fees	0.55
DD000985	28/03/2025	Commonwealth Ba	Bank Fees	0.55
DD000986	31/03/2025	Commonwealth Ba	Bank Fees	25.85
DD000988	19/03/2025	Contentful, Inc	Monthly Overages 17.02.25 - 16.03.25	573.51
<b>Total</b>				<b>16,099,181.74</b>

Credit Card Transaction Report 26/02/2025 to 26/03/2025									
									
Transaction No	Tran Type	Tran Reference	Invoice Date	Amount (\$)	GST	Transaction Description	GL/PC Code	Supporting Paperwork Provided	
<b>Credit card Chief Executive Officer</b>				<b>\$765.99</b>					
4828	Invoice/Fee	DEPT OF JUSTICE-CTG PA PERTH	26/02/2025	189.00	17.18	Prosecution Notice - E Courts Portal	2430-410066-61160-1001	All Receipts/Paperwork Attached	
4828	Invoice/Fee	DEPT OF JUSTICE-CTG PA PERTH	26/02/2025	189.00	17.18	Prosecution Notice - E Courts Portal	2430-410066-61160-1001	All Receipts/Paperwork Attached	
4828	Invoice/Fee	DEPT OF JUSTICE-CTG PA PERTH	26/02/2025	189.00	17.18	Prosecution Notice - E Courts Portal	2430-410066-61160-1001	All Receipts/Paperwork Attached	
4828	Invoice/Fee	DEPT OF JUSTICE-CTG PA PERTH	26/02/2025	189.00	17.18	Prosecution Notice - E Courts Portal	2430-410066-61160-1001	All Receipts/Paperwork Attached	
4828	Invoice/Fee	Tesla Inc St Leonards	17/03/2025	\$9.99	\$0.91	Tesla subscription	1000-410065-60050-1001	All Receipts/Paperwork Attached	
<b>Credit Card - Financial Accountant Financial Services- CBA Card</b>				<b>\$895.34</b>					
4851	Invoice	EB *Local Government T 801-413-7200 VIC	26/02/2025	\$295.00	\$26.82	Event for Local Government Tech Leadership Summit- Councillor	1010-410065-60045-1001	All Receipts/Paperwork Attached	
4851	Invoice	EB *Local Government T 801-413-7200 VIC	26/02/2025	\$295.00	\$26.82	Event for Local Government Tech Leadership Summit- Officer	3000-410065-60045-1001	All Receipts/Paperwork Attached	
4851	Invoice	EB *Local Government T 801-413-7200 VIC	26/02/2025	\$295.00	\$26.82	Event for Local Government Tech Leadership Summit- Officer	3300-410065-60045-1001	All Receipts/Paperwork Attached	
4851	Invoice	APPLE.COM/BILL SYDNEY NSW	27/02/2025	\$13.99	\$1.27	Library Subscription	2300-410072-61170-1001	All Receipts/Paperwork Attached	
4851	Invoice	AMAZON AU MARKETPLACE SYDNEY AUS	6/03/2025	\$387.64	\$35.24	ICT Purchase Refund	3340-410085-61144-1001	All Receipts/Paperwork Attached	
4851	Invoice	STARLINK INTERNET Sydney AUS	10/03/2025	\$374.00	\$34.00	Monthly internet charges	3342-410515-61341-1001	All Receipts/Paperwork Attached	
4851	Invoice	AMZNPRIMEAU MEMBERSHIP SYDNEY SOUTH NSW	13/03/2025	\$9.99	\$0.91	Amazon monthly subscription	3324-410518-61142-1001	All Receipts/Paperwork Attached	
<b>Credit Card - Accounts Payable Officer Financial Services-CBA Card</b>				<b>\$3,661.22</b>					
4836	Invoice	Survey Monkey Core	27/02/2025	\$1,254.55	\$114.05	Subscription Renewal 15.02.25 - 14.02.26	1100-410065-61190-1035	All Receipts/Paperwork Attached	
4836	Invoice	Mailchimp	3/03/2025	\$660.86	\$0.00	Email Marketing Service	3300-410006-61170-1001	All Receipts/Paperwork Attached	
4836	Fees	International Transaction Fees	3/03/2025	\$16.52	\$0.00	International Transaction Fees	3300-410006-61170-1001	All Receipts/Paperwork Attached	
4836	Invoice	Urlo	4/03/2025	\$402.13	\$0.00	Website redirection fee	3340-410006-61142-1001	All Receipts/Paperwork Attached	
4836	Fees	International Transaction Fees	4/03/2025	\$10.05	\$0.00	International Transaction Fees	3340-410006-61142-1001	All Receipts/Paperwork Attached	
4836	Invoice	Urlo	4/03/2025	\$169.41	\$0.00	Subscription - Design Software	3340-410006-61142-1001	All Receipts/Paperwork Attached	
4836	Fees	International Transaction Fees	4/03/2025	\$4.24	\$0.00	International Transaction Fees	3340-410006-61142-1001	All Receipts/Paperwork Attached	
4836	Invoice	Sendsgrid	4/03/2025	\$145.43	\$1.44	Monthly sendsgrid fee	3501-410073-61190-1001	All Receipts/Paperwork Attached	
4836	Fees	International Transaction Fees	4/03/2025	\$3.64	\$0.00	International Transaction Fees	2501-410072-61190-1001	All Receipts/Paperwork Attached	
4836	Invoice	Flevy	6/03/2025	\$47.57	\$0.00	local Government taxonomy	3330-410006-61142-1001	All Receipts/Paperwork Attached	
4836	Fees	International Transaction Fees	6/03/2025	\$1.19	\$0.00	International Transaction Fees	3330-410006-61142-1001	All Receipts/Paperwork Attached	
4836	Invoice	DeepBrain	11/03/2025	\$46.08	\$0.00	OC Change & Training Software	3310-410065-61142-2075	All Receipts/Paperwork Attached	
4836	Fees	International Transaction Fees	11/03/2025	\$1.15	\$0.00	International Transaction Fees	3310-410065-61142-2075	All Receipts/Paperwork Attached	
4836	Invoice	Scribe	14/03/2025	\$46.27	\$0.00	Scribe monthly subscription	3310-410065-61170-1001	All Receipts/Paperwork Attached	
4836	Fees	International Transaction Fees	14/03/2025	\$1.16	\$0.00	International Transaction Fees	3310-410065-61170-1001	All Receipts/Paperwork Attached	
4836	Invoice	Mailchimp	16/03/2025	\$653.49	\$0.00	Email Marketing Service	3300-410006-61170-1001	All Receipts/Paperwork Attached	
4836	Fees	International Transaction Fees	16/03/2025	\$16.34	\$0.00	International Transaction Fees	3300-410006-61170-1001	All Receipts/Paperwork Attached	
4836	Invoice	Amazon Market Place	20/03/2025	\$99.27	\$9.03	Swim through rings - AFAC	2500-410067-61030-1001	All Receipts/Paperwork Attached	
4836	Invoice	Usenway	24/03/2025	\$79.87	\$0.00	language translation add-on	3323-410044-61010-1001	All Receipts/Paperwork Attached	
4836	Fees	International Transaction Fees	24/03/2025	\$2.00	\$0.00	International Transaction Fees	3323-410044-61010-1001	All Receipts/Paperwork Attached	
<b>Manager Communications and Marketing</b>				<b>\$3,179.49</b>					
4908	invoice/fee	Eventbrite The Great Debate ES	27/02/2025	\$33.08	\$3.01	Registration event	1100-410065-60040-1001	All Receipts/Paperwork Attached	
4908	invoice/fee	FACEBK *ONDAJKY7W2	28/02/2025	\$183.51	\$0.00	AFAC 30 for 30 2025 Traffic campaign	2508-410067-61190-1001	All Receipts/Paperwork Attached	
4908	invoice/fee	FACEBK *ONDAJKY7W2	28/02/2025	\$21.01	\$0.00	Swim School Super Traffic campaign	2508-410067-61190-1001	All Receipts/Paperwork Attached	
4908	invoice/fee	FACEBK *ONDAJKY7W2	28/02/2025	\$279.80	\$0.00	City events and projects advertising on Facebook and Instagram	1100-410065-61190-1035	All Receipts/Paperwork Attached	
4908	invoice/fee	SNAP INC SNAP SNAP ADS	5/03/2025	\$11.41	\$1.04	Lets Chill Traffic- Campaign	1100-410065-61190-1035	All Receipts/Paperwork Attached	
4908	invoice/fee	SNAP INC SNAP SNAP ADS	6/03/2025	\$14.94	\$1.36	Lets Chill Traffic- Campaign	1100-410065-61190-1035	All Receipts/Paperwork Attached	
4908	invoice/fee	SNAP INC SNAP SNAP ADS	7/03/2025	\$15.43	\$1.40	Lets Chill Traffic- Campaign	1100-410065-61190-1035	All Receipts/Paperwork Attached	
4908	invoice/fee	SNAP INC SNAP SNAP ADS	8/03/2025	\$15.87	\$1.44	Lets Chill Traffic- Campaign	1100-410065-61190-1035	All Receipts/Paperwork Attached	
4908	invoice/fee	SNAP INC SNAP SNAP ADS	9/03/2025	\$19.54	\$1.78	Lets Chill Traffic- Campaign	1100-410065-61190-1035	All Receipts/Paperwork Attached	
4908	invoice/fee	SNAP INC SNAP SNAP ADS	10/03/2025	\$18.03	\$1.64	Lets Chill Traffic- Campaign	1100-410065-61190-1035	All Receipts/Paperwork Attached	
4908	invoice/fee	SNAP INC SNAP SNAP ADS	11/03/2025	\$14.75	\$1.34	Lets Chill Traffic- Campaign	1100-410065-61190-1035	All Receipts/Paperwork Attached	
4908	invoice/fee	Eventbrite The Great Debate ES	11/03/2025	\$33.08	\$3.01	Registration event	1100-410065-60040-1001	All Receipts/Paperwork Attached	
4908	invoice/fee	SNAP INC SNAP SNAP ADS	12/03/2025	\$14.54	\$1.32	Lets Chill Traffic- Campaign	1100-410065-61190-1035	All Receipts/Paperwork Attached	
4908	invoice/fee	FACEBK *F22T3LB8W2	13/03/2025	\$19.34	\$0.00	AFAC 30 for 30 2025 Traffic campaign	2508-410067-61190-1001	All Receipts/Paperwork Attached	
4908	invoice/fee	FACEBK *F22T3LB8W2	13/03/2025	\$213.74	\$0.00	Swim School Super Traffic campaign	2508-410067-61190-1001	All Receipts/Paperwork Attached	
4908	invoice/fee	FACEBK *F22T3LB8W2	13/03/2025	\$1,016.92	\$0.00	City events and projects advertisement on Facebook and Instagram	1100-410065-61190-1035	All Receipts/Paperwork Attached	
4908	invoice/fee	Shutterstock	13/03/2025	\$169.00	\$0.00	Lets Chill Traffic- Campaign	1100-410065-61080-1001	All Receipts/Paperwork Attached	
4908	invoice/fee	SNAP INC SNAP SNAP ADS Sydney	13/03/2025	\$14.62	\$1.33	Lets Chill Traffic- Campaign	1100-410065-61190-1035	All Receipts/Paperwork Attached	
4908	invoice/fee	SNAP INC SNAP SNAP ADS Sydney	14/03/2025	\$13.41	\$1.22	Lets Chill Traffic- Campaign	1100-410065-61190-1035	All Receipts/Paperwork Attached	
4908	invoice/fee	SNAP INC SNAP SNAP ADS Sydney	15/03/2025	\$14.75	\$1.34	Lets Chill Traffic- Campaign	1100-410065-61190-1035	All Receipts/Paperwork Attached	
4908	invoice/fee	SNAP INC SNAP SNAP ADS Sydney	16/03/2025	\$17.89	\$1.63	Lets Chill Traffic- Campaign	1100-410065-61190-1035	All Receipts/Paperwork Attached	
4908	invoice/fee	SNAP INC SNAP SNAP ADS Sydney	17/03/2025	\$16.53	\$1.50	Lets Chill Traffic- Campaign	1100-410065-61190-1035	All Receipts/Paperwork Attached	
4908	invoice/fee	SNAP INC SNAP SNAP ADS Sydney	18/03/2025	\$11.87	\$1.08	Lets Chill Traffic- Campaign	1100-410065-61190-1035	All Receipts/Paperwork Attached	
4908	invoice/fee	SNAP INC SNAP SNAP ADS Sydney	19/03/2025	\$11.54	\$1.05	Lets Chill Traffic- Campaign	1100-410065-61190-1035	All Receipts/Paperwork Attached	
4908	invoice/fee	SNAP INC SNAP SNAP ADS Sydney	20/03/2025	\$12.75	\$1.16	Lets Chill Traffic- Campaign	1100-410065-61190-1035	All Receipts/Paperwork Attached	
4908	invoice/fee	SNAP INC SNAP SNAP ADS Sydney	21/03/2025	\$11.64	\$1.06	Lets Chill Traffic- Campaign	1100-410065-61190-1035	All Receipts/Paperwork Attached	
4908	invoice/fee	Real Media Awards	21/03/2025	\$986.40	\$92.40	entry submission	1100-410065-61070-1001	All Receipts/Paperwork Attached	
4908	invoice/fee	SNAP INC SNAP SNAP ADS Sydney	22/03/2025	\$13.17	\$1.20	Lets Chill Traffic- Campaign	1100-410065-61190-1035	All Receipts/Paperwork Attached	
4908	invoice/fee	SNAP INC SNAP SNAP ADS Sydney	23/03/2025	\$15.21	\$1.38	Lets Chill Traffic- Campaign	1100-410065-61190-1035	All Receipts/Paperwork Attached	
4908	invoice/fee	SNAP INC SNAP SNAP ADS Sydney	24/03/2025	\$14.96	\$1.36	Lets Chill Traffic- Campaign	1100-410065-61190-1035	All Receipts/Paperwork Attached	
4908	invoice/fee	SNAP INC SNAP SNAP ADS Sydney	25/03/2025	\$10.76	\$0.98	Lets Chill Traffic- Campaign	1100-410065-61190-1035	All Receipts/Paperwork Attached	
<b>Grand Total</b>				<b>\$8,502.04</b>					

Monthly Fuel Card Transactions for the Period Ending 31/03/2025								
Business Fuel Card Pty Ltd								
Card No	Fuel Card	Card Owner	Invoice Date	GST	Actual (Inc GST)	Transaction Description	Account Code	Supporting Paperwork Provided
590351	Fleet Card	Subaru Impreza i Hatch - AK16497 (P2028)	31/03/2025	5.11	56.21	FleetCard Account - P/E 31.03.2025	5001240	Invoice received
590443	Fleet Card	Mitsubishi Triton GLX Single Cab 4x2 - AK16630 (FP612)	31/03/2025	0.20	2.19	FleetCard Account - P/E 31.03.2025	5004589	Invoice received
590468	Fleet Card	Mitsubishi Triton GLX+ Dual Cab 4x4 AK16614 (FP561)	31/03/2025	0.20	2.19	FleetCard Account - P/E 31.03.2025	5005081	Invoice received
590484	Fleet Card	Kia Carnival S Van - AK16557 (FP585)	31/03/2025	0.20	2.19	FleetCard Account - P/E 31.03.2025	5004663	Invoice received
590799	Fleet Card	Kia Carnival PE FWD (Leased) - AK16494 (P2025)	31/03/2025	0.20	2.19	FleetCard Account - P/E 31.03.2025	5001237	Invoice received
590815	Fleet Card	Toyota Corolla Ascent Sport Hybrid Sedan - AK16058 (FP552)	31/03/2025	10.92	120.07	FleetCard Account - P/E 31.03.2025	5004591	Invoice received
590849	Fleet Card	Rubbish Truck - Volvo FE8 Superior Pak Side Loader - AK16486 (FP1519)	31/03/2025	0.20	2.19	FleetCard Account - P/E 31.03.2025	5001113	Invoice received
590906	Fleet Card	Mitsubishi Triton GLX+ Club Cab 4x4 - AK16515 (FP506)	31/03/2025	0.20	2.19	FleetCard Account - P/E 31.03.2025	5001690	Invoice received
590948	Fleet Card	Nissan X-Trail ST - AK16589 (P2051)	31/03/2025	19.97	219.65	FleetCard Account - P/E 31.03.2025	5001263	Invoice received
590989	Fleet Card	Nissan X-Trail ST - AK16583 (P2052)	31/03/2025	26.80	294.77	FleetCard Account - P/E 31.03.2025	5001264	Invoice received
591003	Fleet Card	Toyota Hilux SR 4x2 Dual Cab - 1GOW738 (P1963)	31/03/2025	9.35	102.86	FleetCard Account - P/E 31.03.2025	5001183	Invoice received
591037	Fleet Card	Mazda CX-3 G20 Pure FWD - AK16603 (FP627)	31/03/2025	0.20	2.19	FleetCard Account - P/E 31.03.2025	5005097	Invoice received
591045	Fleet Card	Nissan X-Trail ST - AK16587 (P2049)	31/03/2025	18.03	198.35	FleetCard Account - P/E 31.03.2025	5001261	Invoice received
591052	Fleet Card	Toyota Corolla Ascent Sport Hybrid Hatch - AK16620 (FP668)	31/03/2025	12.27	134.92	FleetCard Account - P/E 31.03.2025	5005137	Invoice received
591136	Fleet Card	Isuzu D-Max SX Dual Cab 4x4 - AK16638 (FP669)	31/03/2025	23.56	259.14	FleetCard Account - P/E 31.03.2025	5005176	Invoice received
591144	Fleet Card	Mitsubishi ASX LS SUV 2WD - AK16681 (FP677)	31/03/2025	15.45	169.91	FleetCard Account - P/E 31.03.2025	5005235	Invoice received
591250	Fleet Card	Mitsubishi ASX LS SUV 2WD - AK16680 (FP678)	31/03/2025	13.02	143.23	FleetCard Account - P/E 31.03.2025	5005240	Invoice received
591318	Fleet Card	Isuzu D-Max SX Dual Cab 4x4 - AK16674 (FP691)	31/03/2025	0.20	2.19	FleetCard Account - P/E 31.03.2025	5005514	Invoice received
591409	Fleet Card	Mitsubishi ASX LS SUV 2WD - AK16682 (FP673)	31/03/2025	10.77	118.51	FleetCard Account - P/E 31.03.2025	5005200	Invoice received
591474	Fleet Card	Holden Colorado LS 4x4 Crew Cab - AK16498 (P2015)	31/03/2025	0.20	2.19	FleetCard Account - P/E 31.03.2025	5000140	Invoice received
591540	Fleet Card	Toyota Corolla Ascent Sport Hybrid Sedan - AK16059 (FP553)	31/03/2025	5.29	58.19	FleetCard Account - P/E 31.03.2025	5004875	Invoice received
591623	Fleet Card	Isuzu FTS 150/260 4x4 Crew Cab (DFES) AK070 (FP637)	31/03/2025	14.91	164.05	FleetCard Account - P/E 31.03.2025	5000143	Invoice received



591649	Fleet Card	Mitsubishi Triton GLX-R Dual Cab 4x2 - AK16628 (FP564)	31/03/2025	10.47	115.19	FleetCard Account - P/E 31.03.2025	5005322	Invoice received
591664	Fleet Card	Subaru Forester i-Sport AWD Wagon - AK16559 (P2038)	31/03/2025	16.33	179.59	FleetCard Account - P/E 31.03.2025	5001250	Invoice received
591680	Fleet Card	Isuzu D-Max SX Hi Ride Dual Cab 4x2 - AK16671 (FP659)	31/03/2025	0.20	2.19	FleetCard Account - P/E 31.03.2025	5005037	Invoice received
591714	Fleet Card	Mitsubishi Triton GLX Single Cab 4x4 - AK16504 (P2033)	31/03/2025	8.31	91.39	FleetCard Account - P/E 31.03.2025	5001245	Invoice received
591771	Fleet Card	Mitsubishi Triton GLX-R 4x2 Crew Cab - AK16636 (FP567)	31/03/2025	26.50	291.45	FleetCard Account - P/E 31.03.2025	5005297	Invoice received
591839	Fleet Card	Rubbish Truck - Volvo FE8 Superior Pak Side Loader - AK16472 (FP1515)	31/03/2025	0.20	2.19	FleetCard Account - P/E 31.03.2025	5001112	Invoice received
591854	Fleet Card	Rubbish Truck - Volvo FE8 Superior Pak Side Loader - AK050 (FP1508)	31/03/2025	0.20	2.19	FleetCard Account - P/E 31.03.2025	5001108	Invoice received
591870	Fleet Card	Mitsubishi Triton GLX+ Club Cab 4x4 - AK16519 (FP594)	31/03/2025	0.20	2.19	FleetCard Account - P/E 31.03.2025	5004833	Invoice received
591888	Fleet Card	Isuzu D Max SX 4x4 Space Cab with POD - AK018 (FP2034)	31/03/2025	0.20	2.19	FleetCard Account - P/E 31.03.2025	5001332	Invoice received
592001	Fleet Card	Mitsubishi Triton GLX-R Dual Cab 4x2 - AK16521 (FP563)	31/03/2025	18.54	203.98	FleetCard Account - P/E 31.03.2025	5005082	Invoice received
592183	Fleet Card	Isuzu D Max SX 4x4 Space Cab with POD - AK022 (FP2036)	31/03/2025	0.20	2.19	FleetCard Account - P/E 31.03.2025	5001339	Invoice received
592225	Fleet Card	Isuzu D-Max SX Dual Cab 4x2 - AK16607 (FP688)	31/03/2025	10.74	118.18	FleetCard Account - P/E 31.03.2025	5005476	Invoice received
592233	Fleet Card	Nissan X-Trail ST - AK16580 (P2044)	31/03/2025	10.76	118.40	FleetCard Account - P/E 31.03.2025	5001256	Invoice received
592258	Fleet Card	Subaru Forester i-L AWD - AK16596 (FP622)	31/03/2025	37.64	414.05	FleetCard Account - P/E 31.03.2025	5004712	Invoice received
592290	Fleet Card	Nissan X-Trail ST - AK16582 (P2050)	31/03/2025	21.92	241.15	FleetCard Account - P/E 31.03.2025	5001262	Invoice received
592423	Fleet Card	Isuzu D Max SX 4x4 Space Cab with POD - AK028 (FP2035)	31/03/2025	0.20	2.19	FleetCard Account - P/E 31.03.2025	5000135	Invoice received
592498	Fleet Card	Mazda CX8 Touring FWD Wagon - AK043 (P2039)	31/03/2025	39.50	434.45	FleetCard Account - P/E 31.03.2025	5000131	Invoice received
592530	Fleet Card	Subaru Forester i-S AWD - AK16562 (FP625)	31/03/2025	33.14	364.54	FleetCard Account - P/E 31.03.2025	5004779	Invoice received
592647	Fleet Card	Isuzu D-Max SX Dual Cab 4x2 - AK16641 (FP675)	31/03/2025	46.67	513.33	FleetCard Account - P/E 31.03.2025	5005218	Invoice received
592720	Fleet Card	Isuzu MU-X LS-M 4x2 - AK16608 (FP671)	31/03/2025	21.66	238.27	FleetCard Account - P/E 31.03.2025	5005187	Invoice received
592738	Fleet Card	Nissan X-Trail ST - AK16590 (P2053)	31/03/2025	19.28	212.06	FleetCard Account - P/E 31.03.2025	5001265	Invoice received
592761	Fleet Card	Mitsubishi Triton GLX-R Dual Cab 4x2 - AK16511 (FP532)	31/03/2025	7.02	77.19	FleetCard Account - P/E 31.03.2025	5001691	Invoice received
592803	Fleet Card	Holden Colorado LS 4x4 Space Cab with POD - AK16493 (FP2023)	31/03/2025	0.20	2.19	FleetCard Account - P/E 31.03.2025	5001330	Invoice received
592837	Fleet Card	Isuzu D Max SX 4x4 Crew Cab - SES General Rescue Utility - AK063 (P644)	31/03/2025	0.20	2.19	FleetCard Account - P/E 31.03.2025	5001142	Invoice received

592860	Fleet Card	Isuzu D-Max SX Dual Cab 4x4 - AK16643 (FP650) Mosquito Management	31/03/2025	24.98	274.78	FleetCard Account - P/E 31.03.2025	5005102	Invoice received
592910	Fleet Card	Mitsubishi Triton GLX+ Dual Cab 4x4 - AK16635 (FP573)	31/03/2025	0.20	2.19	FleetCard Account - P/E 31.03.2025	5005310	Invoice received
593017	Fleet Card	Mitsubishi Triton GLX-R Dual Cab 4x2 - AK16613 (FP568)	31/03/2025	0.20	2.19	FleetCard Account - P/E 31.03.2025	5005142	Invoice received
593033	Fleet Card	Toyota Corolla Ascent Hybrid Sport Sedan - AK16621 (FP555)	31/03/2025	15.62	171.82	FleetCard Account - P/E 31.03.2025	5005079	Invoice received
593058	Fleet Card	Mitsubishi Triton GLX Single Cab 4x2 - AK16631 (FP560)	31/03/2025	18.65	205.16	FleetCard Account - P/E 31.03.2025	5005080	Invoice received
593090	Fleet Card	Toyota Corolla Ascent Sport Hybrid Hatch - AK15726 (FP554)	31/03/2025	12.06	132.63	FleetCard Account - P/E 31.03.2025	5004837	Invoice received
593108	Fleet Card	Subaru Forester i-L AWD - AK16595 (FP665)	31/03/2025	18.95	208.45	FleetCard Account - P/E 31.03.2025	5005113	Invoice received
593124	Fleet Card	Mazda 6 Sport Wagon - AK16478 (P2045)	31/03/2025	18.04	198.43	FleetCard Account - P/E 31.03.2025	5001257	Invoice received
593157	Fleet Card	Mitsubishi Triton GLX+ Dual Cab 4x4 - AK16524 (FP2054)	31/03/2025	37.40	411.41	FleetCard Account - P/E 31.03.2025	5001266	Invoice received
593165	Fleet Card	Subaru Forester i AWD - AK16558 (FP592)	31/03/2025	9.47	104.21	FleetCard Account - P/E 31.03.2025	5004649	Invoice received
593181	Fleet Card	Subaru Impreza i Hatch - AK16482 (FP2014)	31/03/2025	15.19	167.10	FleetCard Account - P/E 31.03.2025	5001226	Invoice received
593199	Fleet Card	Nissan X-Trail ST - AK16581 (P2047)	31/03/2025	22.02	242.21	FleetCard Account - P/E 31.03.2025	5001259	Invoice received
593207	Fleet Card	Subaru Forester i-Sport AWD - AK16555 (P2043)	31/03/2025	13.81	151.87	FleetCard Account - P/E 31.03.2025	5000128	Invoice received
593215	Fleet Card	Isuzu D-Max SX Dual Cab 4x2 - AK16640 (FP670)	31/03/2025	18.98	208.80	FleetCard Account - P/E 31.03.2025	5005182	Invoice received
593231	Fleet Card	Mazda 6 Sport Wagon - AK16479 (P2048)	31/03/2025	16.56	182.20	FleetCard Account - P/E 31.03.2025	5001260	Invoice received
593249	Fleet Card	Toyota Corolla Ascent Sport Hybrid Sedan - AK16619 (FP556)	31/03/2025	4.79	52.66	FleetCard Account - P/E 31.03.2025	5005061	Invoice received
593272	Fleet Card	Rubbish Truck - Volvo FE8 Superior Pak Side Loader - AK16471 (FP1514)	31/03/2025	0.20	2.19	FleetCard Account - P/E 31.03.2025	5001111	Invoice received
593306	Fleet Card	Subaru Forrester i (AWD) - AK16593 (FP605)	31/03/2025	8.00	88.00	FleetCard Account - P/E 31.03.2025	5004898	Invoice received
593322	Fleet Card	Isuzu MU-X LS-T 4x4 - 1HWQ859 (FP543)	31/03/2025	12.02	132.19	FleetCard Account - P/E 31.03.2025	5004831	Invoice received
593330	Fleet Card	Mitsubishi Triton GLX+ Dual Cab 4x4 - AK16508 (FP528)	31/03/2025	0.20	2.19	FleetCard Account - P/E 31.03.2025	5001687	Invoice received
593389	Fleet Card	Mazda CX-5 Maxx Sport FWD - AK16602 (FP591)	31/03/2025	21.75	239.27	FleetCard Account - P/E 31.03.2025	5004660	Invoice received
593413	Fleet Card	Mazda CX-5 Maxx Sport FWD SUV - AK16601 (FP590)	31/03/2025	6.88	75.72	FleetCard Account - P/E 31.03.2025	5004661	Invoice received
593454	Fleet Card	Mitsubishi Triton GLX+ Club Cab 4x4 - AK16518 (FP593)	31/03/2025	0.20	2.19	FleetCard Account - P/E 31.03.2025	5001334	Invoice received
593462	Fleet Card	Ford Everest Ambiente 4x4 Wagon Auto - 1HSS309 (FP549)	31/03/2025	24.23	266.57	FleetCard Account - P/E 31.03.2025	5004584	Invoice received
593488	Fleet Card	Rubbish Truck - Volvo FE8 Superior Pak Side Loader - AK16305 (FP1509)	31/03/2025	0.20	2.19	FleetCard Account - P/E 31.03.2025	5001109	Invoice received

593538	Fleet Card	Mitsubishi Triton GLX-R Dual Cab 4x2 - AK16617 (FP596)	31/03/2025	51.01	561.09	FleetCard Account - P/E 31.03.2025	5005068	Invoice received
593595	Fleet Card	Mitsubishi Triton GLX-R Dual Cab 4x2 - AK16633 (FP575)	31/03/2025	22.29	245.19	FleetCard Account - P/E 31.03.2025	5005319	Invoice received
593603	Fleet Card	Subaru Impreza i Hatch - AK053 (FP2030)	31/03/2025	13.49	148.39	FleetCard Account - P/E 31.03.2025	5001242	Invoice received
593629	Fleet Card	Toyota Landcruiser SES Troop Carrier - 1EMW805 (P626)	31/03/2025	0.20	2.19	FleetCard Account - P/E 31.03.2025	5001139	Invoice received
593710	Fleet Card	Isuzu MU-X LS-M 4x4 - AK16605 (FP497)	31/03/2025	20.92	230.10	FleetCard Account - P/E 31.03.2025	5004585	Invoice received
593728	Fleet Card	Toyota Landcruiser Light Tanker MK70 4x4 (DFES) - 1HTN967 (FP606)	31/03/2025	12.17	133.90	FleetCard Account - P/E 31.03.2025	5005083	Invoice received
593751	Fleet Card	Subaru Forester i AWD - AK16594 (FP657)	31/03/2025	10.49	115.42	FleetCard Account - P/E 31.03.2025	5005029	Invoice received
593769	Fleet Card	Subaru Forrester i AWD - AK16591 (FP604)	31/03/2025	29.04	319.40	FleetCard Account - P/E 31.03.2025	5004717	Invoice received
593884	Fleet Card	Subaru Forester i-L AWD Wagon - AK16560 (P2041)	31/03/2025	29.35	322.84	FleetCard Account - P/E 31.03.2025	5001253	Invoice received
593918	Fleet Card	Isuzu NPS AMT 75/155 Crew Cab - SES General Rescue / Storm Truck (DFES) - AK060 (FP647)	31/03/2025	0.20	2.19	FleetCard Account - P/E 31.03.2025	5000137	Invoice received
593926	Fleet Card	Mitsubishi Triton GLX+ Club Cab 4x4 - AK16634 (FP510)	31/03/2025	0.20	2.19	FleetCard Account - P/E 31.03.2025	5005075	Invoice received
593959	Fleet Card	Mitsubishi Triton GLX+ Dual Cab 4x4 - AK16616 (FP565)	31/03/2025	0.20	2.19	FleetCard Account - P/E 31.03.2025	5005272	Invoice received
815295	Fleet Card	Volkswagen Caddy Cargo TSI220 Van - AK16689 (FP672)	31/03/2025	17.00	186.95	FleetCard Account - P/E 31.03.2025	5005192	Invoice received
915749	Fleet Card	Toyota Hiace SES Commuter Bus - 15SES (P628)	31/03/2025	0.20	2.19	FleetCard Account - P/E 31.03.2025	5001140	Invoice received
123731	Fleet Card	BYD ATTO 3 Extended EV SUV - AK16657 (FP682)	31/03/2025	0.20	2.19	FleetCard Account - P/E 31.03.2025	5005821	Invoice received
124010	Fleet Card	BYD Seal Dynamic EV Sedan - AK16659 (FP683)	31/03/2025	5.96	65.56	FleetCard Account - P/E 31.03.2025	5005823	Invoice received
289870	Fleet Card	Mitsubishi Triton GLX-R Dual Cab 4x2 - AK16629 (FP582)	31/03/2025	20.97	230.71	FleetCard Account - P/E 31.03.2025	5005073	Invoice received
357016	Fleet Card	Rubbish Truck - Dennis Eagle Elite 2 with Superior Pak Body - AK16062 (FP536)	31/03/2025	0.20	2.19	FleetCard Account - P/E 31.03.2025	5001688	Invoice received
357024	Fleet Card	Rubbish Truck - Dennis Eagle Elite 2 with Superior Pak Body - AK16065 (FP534)	31/03/2025	0.20	2.19	FleetCard Account - P/E 31.03.2025	5001685	Invoice received
357313	Fleet Card	Rubbish Truck - Dennis Eagle Elite 2 with Superior Pak Body - AK16063 (FP537)	31/03/2025	0.20	2.19	FleetCard Account - P/E 31.03.2025	5001692	Invoice received
357412	Fleet Card	Rubbish Truck - Dennis Eagle Elite 2 with Superior Pak Body - AK16066 (FP535)	31/03/2025	0.20	2.19	FleetCard Account - P/E 31.03.2025	5001686	Invoice received

[illegible]

**CITY OF ARMADALE**  
**MONTHLY FINANCIAL REPORT**  
(Containing the required statement of financial activity and statement of financial position)  
**For the period ended 31 March 2025**

*LOCAL GOVERNMENT ACT 1995*  
*LOCAL GOVERNMENT (FINANCIAL MANAGEMENT) REGULATIONS 1996*

**TABLE OF CONTENTS**

***Statements required by regulation***

Statement of Financial Activity	2
Statement of Financial Position	3
Note 1 Basis of Preparation	4
Note 2 Statement of Financial Activity Information	5
Note 3 Explanation of Material Variances	6
Note 4 Cash and Financial Assets	7 - 8
Note 5 Reserve Accounts	9
Note 6 Capital Acquisitions	10
Note 7 Receivables	11 - 12
Note 8 Other Current Assets	13
Note 9 Rates Revenue	14
Note 10 Borrowings	15
Note 11 Lease Liabilities	16
Note 12 Other Current Liabilities	17
Note 13 Grants, Subsidies and Contributions	18
Note 14 Capital Grants, Subsidies and Contributions	19
Note 15 Trust Fund	20
Note 16 Budget Amendments	21

CITY OF ARMADALE  
STATEMENT OF FINANCIAL ACTIVITY  
FOR THE PERIOD ENDED 31 MARCH 2025

	Supplementary Information	Amended Budget Estimates (a) \$	YTD Budget Estimates (b) \$	YTD Actual (c) \$	Variance* \$ (c) - (b)	Variance* % ((c) - (b))/(b)	Var.
<b>OPERATING ACTIVITIES</b>							
<b>Revenue from operating activities</b>							
General rates	9	88,959,484	88,181,924	89,360,375	1,178,451	1.34%	▲
Rates excluding general rates	9	599,100	599,100	602,726	3,626	0.61%	
Grants, subsidies and contributions	13	4,256,807	3,096,829	3,679,777	582,948	18.82%	▲
Fees and charges		36,866,100	32,664,375	32,727,863	63,488	0.19%	
Interest revenue		6,526,400	4,744,920	6,175,445	1,430,525	30.15%	▲
Other revenue		961,600	621,260	522,080	(99,180)	(15.96%)	
Profit on asset disposals		33,500	25,110	374,710	349,600	1392.27%	▲
		<b>138,202,991</b>	<b>129,933,518</b>	<b>133,442,976</b>	<b>3,509,458</b>	<b>2.70%</b>	
<b>Expenditure from operating activities</b>							
Employee costs		(59,932,856)	(46,610,062)	(46,634,748)	(24,686)	(0.05%)	
Materials and contracts		(58,044,168)	(42,721,150)	(33,351,819)	9,369,331	21.93%	▼
Utility charges		(4,855,600)	(3,525,760)	(3,569,503)	(43,743)	(1.24%)	
Depreciation		(34,506,400)	(26,380,130)	(26,413,061)	(32,931)	(0.12%)	
Finance costs		(1,684,630)	(1,163,600)	(1,086,281)	77,319	6.64%	
Insurance		(1,412,400)	(1,412,400)	(1,353,735)	58,665	4.15%	
Other expenditure		(1,582,306)	(1,186,685)	(1,031,378)	155,307	13.09%	▼
Loss on asset disposals		(1,027,100)	(770,490)	(17,379)	753,111	97.74%	▼
		<b>(163,045,460)</b>	<b>(123,770,277)</b>	<b>(113,457,904)</b>	<b>10,312,373</b>	<b>8.33%</b>	
Non-cash amounts excluded from operating activities	Note 2(b)	35,500,000	27,125,510	26,925,440	(200,070)	(0.74%)	▼
<b>Amount attributable to operating activities</b>		<b>10,657,531</b>	<b>33,288,751</b>	<b>46,910,512</b>	<b>13,621,761</b>	<b>40.92%</b>	
<b>INVESTING ACTIVITIES</b>							
<b>Inflows from investing activities</b>							
Proceeds from capital grants, subsidies and contributions	14	9,845,025	7,767,240	2,288,729	(5,478,511)	(70.53%)	▼
Proceeds from disposal of assets		531,500	398,625	1,639,948	1,241,323	311.40%	▲
Developer Contribution Plans - Cash		9,692,267	21,764	21,764	0	0.00%	
Developer Contribution Plans - Gifted Assets		28,000,000	0	0	0	0.00%	
		<b>48,068,792</b>	<b>8,187,629</b>	<b>3,950,441</b>	<b>(4,237,188)</b>	<b>(51.75%)</b>	
<b>Outflows from investing activities</b>							
Payments for property, plant and equipment	6	(27,086,607)	(20,314,955)	(4,573,280)	15,741,675	77.49%	▼
Payments for construction of infrastructure	6	(29,375,115)	(22,031,337)	(3,049,353)	18,981,983	86.16%	▼
Infrastructure - Gifted Assets		(28,000,000)	0	0	0	0.00%	
		<b>(84,461,722)</b>	<b>(42,346,292)</b>	<b>(7,622,633)</b>	<b>34,723,659</b>	<b>82.00%</b>	
Non-cash amounts excluded from investing activities	Note 2(c)	865,923	865,923	6,190,396	5,324,473	614.89%	▲
<b>Amount attributable to investing activities</b>		<b>(35,527,007)</b>	<b>(33,292,740)</b>	<b>2,518,204</b>	<b>35,810,944</b>	<b>107.56%</b>	
<b>FINANCING ACTIVITIES</b>							
<b>Inflows from financing activities</b>							
Proceeds from new debentures	10	13,484,870	0	0	0	0.00%	
Transfer from reserves	5	31,686,222	3,113,998	3,113,998	0	0.00%	
		<b>45,171,092</b>	<b>3,113,998</b>	<b>3,113,998</b>	<b>0</b>	<b>0.00%</b>	
<b>Outflows from financing activities</b>							
Repayment of borrowings	10	(4,071,874)	(2,141,879)	(2,141,879)	0	0.00%	
Payments for principal portion of lease liabilities	11	(1,460,900)	(831,763)	(831,763)	0	0.00%	
Transfer to reserves	5	(28,864,400)	(9,899,927)	(9,899,927)	0	0.00%	
		<b>(34,397,174)</b>	<b>(12,873,569)</b>	<b>(12,873,569)</b>	<b>0</b>	<b>0.00%</b>	
<b>Amount attributable to financing activities</b>		<b>10,773,918</b>	<b>(9,759,571)</b>	<b>(9,759,571)</b>	<b>0</b>	<b>0.00%</b>	
<b>MOVEMENT IN SURPLUS OR DEFICIT</b>							
Surplus or deficit at the start of the financial year		14,934,489	14,934,489	14,934,489	0	0.00%	
Amount attributable to operating activities		10,657,531	33,288,751	46,910,512	13,621,761	40.92%	
Amount attributable to investing activities		(35,527,007)	(33,292,740)	2,518,204	35,810,944	107.56%	
Amount attributable to financing activities		10,773,918	(9,759,571)	(9,759,571)	0	0.00%	
<b>Surplus or deficit after imposition of general rates</b>		<b>838,931</b>	<b>5,170,930</b>	<b>54,603,635</b>	<b>49,432,705</b>	<b>955.97%</b>	

## KEY INFORMATION

▲ ▼ Indicates a variance between Year to Date (YTD) Budget and YTD Actual data as per the adopted materiality threshold.

The material variance adopted by Council for the 2024-25 year is \$100,000.

\* Refer to Note 3 for an explanation of the reasons for the variance.

This statement is to be read in conjunction with the accompanying Financial Statements and Notes.

**CITY OF ARMADALE  
STATEMENT OF FINANCIAL POSITION  
FOR THE PERIOD ENDED 31 MARCH 2025**

		Supplementary Information	30 June 2024	31 March 2025
			\$	\$
CURRENT ASSETS				
Cash and cash equivalents	4		10,416,594	21,167,297
Trade and other receivables	7		14,232,056	17,391,936
Other financial assets	4		143,749,522	168,323,040
Inventories	8		112,482	574,118
Other assets	8		4,552,759	3,798,886
TOTAL CURRENT ASSETS			173,063,413	211,255,277
NON-CURRENT ASSETS				
Trade and other receivables			1,063,482	921,850
Other financial assets			249,512	249,512
Property, plant and equipment			290,081,254	288,215,616
Infrastructure			1,224,995,460	1,207,652,513
Right-of-use assets			1,070,648	624,502
Intangible assets			19,425,986	18,897,005
TOTAL NON-CURRENT ASSETS			1,536,886,342	1,516,560,998
TOTAL ASSETS			1,709,949,755	1,727,816,275
CURRENT LIABILITIES				
Trade and other payables			23,167,211	16,445,824
Other liabilities	12		6,846,688	11,438,482
Lease liabilities	11		1,015,448	357,540
Borrowings	10		4,039,335	1,897,456
Employee related provisions	12		8,752,112	8,228,078
Other provisions			10,907,463	10,907,463
TOTAL CURRENT LIABILITIES			54,728,257	49,274,843
NON-CURRENT LIABILITIES				
Other liabilities			35,904,609	37,353,022
Lease liabilities	11		114,935	297,874
Borrowings	10		29,681,317	29,681,317
Employee related provisions			495,350	495,350
Other provisions			12,163,296	12,163,296
TOTAL NON-CURRENT LIABILITIES			78,359,507	79,990,859
TOTAL LIABILITIES			133,087,764	129,265,702
NET ASSETS			1,576,861,991	1,598,550,573
EQUITY				
Retained surplus			297,022,877	311,925,533
Reserve accounts	5		131,819,634	138,605,560
Revaluation surplus			1,148,019,480	1,148,019,480
TOTAL EQUITY			1,576,861,991	1,598,550,573

This statement is to be read in conjunction with the accompanying notes.

NOTES TO THE STATEMENT OF FINANCIAL ACTIVITY  
FOR THE PERIOD ENDED 31 MARCH 2025

1 BASIS OF PREPARATION AND SIGNIFICANT ACCOUNTING POLICIES

**BASIS OF PREPARATION**

This prescribed financial report has been prepared in accordance with the *Local Government Act 1995* and accompanying regulations.

**Local Government Act 1995 requirements**

Section 6.4(2) of the *Local Government Act 1995* read with the *Local Government (Financial Management) Regulations 1996*, prescribe that the financial report be prepared in accordance with the *Local Government Act 1995* and, to the extent that they are not inconsistent with the Act, the Australian Accounting Standards. The Australian Accounting Standards (as they apply to local governments and not-for-profit entities) and Interpretations of the Australian Accounting Standards Board were applied where no inconsistencies exist.

The *Local Government (Financial Management) Regulations 1996* specify that vested land is a right-of-use asset to be measured at cost, and is considered a zero cost concessionary lease. All right-of-use assets under zero cost concessionary leases are measured at zero cost rather than at fair value, except for vested improvements on concessionary land leases such as roads, buildings or other infrastructure which continue to be reported at fair value, as opposed to the vested land which is measured at zero cost. The measurement of vested improvements at fair value is a departure from AASB 16 which would have required the City to measure any vested improvements at zero cost.

*Local Government (Financial Management) Regulations 1996*, regulation 34 prescribes contents of the financial report. Supporting information does not form part of the financial report.

Accounting policies which have been adopted in the preparation of this financial report have been consistently applied unless stated otherwise. Except for cash flow and rate setting information, the financial report has been prepared on the accrual basis and is based on historical costs, modified, where applicable, by the measurement at fair value of selected non-current assets, financial assets and liabilities.

**THE LOCAL GOVERNMENT REPORTING ENTITY**

All funds through which the City controls resources to carry on its functions have been included in the financial statements forming part of this financial report.

All monies held in the Trust Fund are excluded from the financial statements. A separate statement of those monies appears at Note 15 to these financial statements.

**Judgements and estimates**

The preparation of a financial report in conformity with Australian Accounting Standards requires management to make judgements, estimates and assumptions that effect the application of policies and reported amounts of assets and liabilities, income and expenses.

The estimates and associated assumptions are based on historical experience and various other factors believed to be reasonable under the circumstances; the results of which form the basis of making the judgements about carrying values of assets and liabilities that are not readily apparent from other sources. Actual results may differ from these estimates.

The balances, transactions and disclosures impacted by accounting estimates are as follows:

- estimated fair value of certain financial assets
- impairment of financial assets
- estimation of fair values of land and buildings, infrastructure and investment property
- estimation uncertainties made in relation to lease accounting
- estimated useful life of intangible assets

**SIGNIFICANT ACCOUNTING POLICIES**

Significant accounting policies utilised in the preparation of these statements are as described within the 2024-25 Annual Budget. Please refer to the adopted budget document for details of these policies.

**PREPARATION TIMING AND REVIEW**

Date prepared: All known transactions up to 08 April 2025



CITY OF ARMADALE  
NOTES TO THE STATEMENT OF FINANCIAL ACTIVITY  
FOR THE PERIOD ENDED 31 MARCH 2025

## 2 STATEMENT OF FINANCIAL ACTIVITY INFORMATION

	Supplementary Information	Last Year Closing 30 June 2024	Year to Date 31 March 2025
<b>(a) Net current assets used in the Statement of Financial Activity</b>			
<b>Current assets</b>		\$	\$
Cash and cash equivalents	4	10,416,594	21,167,297
Trade and other receivables	7	14,232,056	17,391,936
Other financial assets	4	143,749,522	168,323,040
Inventories	8	112,482	574,118
Other assets	8	4,552,759	3,798,886
		173,063,413	211,255,277
<b>Less: current liabilities</b>			
Trade and other payables		(23,167,211)	(16,445,824)
Other liabilities	12	(4,018,620)	(8,760,604)
Capital grant/contribution liability		(2,828,068)	(2,677,878)
Lease liabilities	11	(1,015,448)	(357,540)
Borrowings	10	(4,039,335)	(1,897,456)
Employee related provisions	12	(8,752,112)	(8,228,078)
Other provisions		(10,907,463)	(10,907,463)
		(54,728,257)	(49,274,843)
<b>Net current assets</b>		<b>118,335,156</b>	<b>161,980,434</b>
<b>Less: Total adjustments to net current assets</b>	Note 2(d)	(103,400,667)	(107,376,798)
<b>Closing funding surplus / (deficit)</b>		<b>14,934,489</b>	<b>54,603,635</b>

**(b) Non-cash amounts excluded from operating activities**

The following non-cash revenue and expenditure has been excluded from operating activities within the Statement of Financial Activity in accordance with *Financial Management Regulation 32*.

	YTD Budget (a)	YTD Actual (b)
<b>Non-cash amounts excluded from operating activities</b>	\$	\$
<b>Adjustments to operating activities</b>		
Less: Profit on asset disposals	(25,110)	(374,710)
Add: Loss on asset disposals	770,490	17,379
Add: Accrual of employee benefit provisions backed by Reserve	0	(524,034)
Add: Depreciation	26,380,130	26,413,061
- Pensioner deferred rates	0	128,270
Movement in Contract liability (Non-Current)	0	1,448,413
Movement in leasing liability (Non-Current)	0	(182,939)
<b>Total non-cash amounts excluded from operating activities</b>	<b>27,125,510</b>	<b>26,925,440</b>

**(c) Non-cash amounts excluded from investing activities**

The following non-cash revenue and expenditure has been excluded from investing activities within the Statement of Financial Activity in accordance with *Financial Management Regulation 32*.

<b>Adjustments to investing activities</b>		
Movement in current unspent capital grants associated with restricted cash	865,923	6,190,396
<b>Total non-cash amounts excluded from investing activities</b>	<b>865,923</b>	<b>6,190,396</b>

**(d) Current assets and liabilities excluded from budgeted deficiency**

The following current assets and liabilities have been excluded from the net current assets used in the Statement of Financial Activity in accordance with *Financial Management Regulation 32* to agree to the surplus/(deficit) after imposition of general rates.

	Supplementary Information	Last Year Closing 30 June 2024	Year to Date 31 March 2025
<b>Adjustments to net current assets</b>		\$	\$
Less: Reserve accounts	5	(131,819,634)	(138,605,562)
Less: Unspent Loan Funds		(336,061)	(336,061)
Less: Unspent Grants/Contributions		(2,828,068)	(1,264,194)
Add: Movement in Expected Credit Loss on Sundry Receivables		22,050	0
Add: Current liabilities not expected to be cleared at the end of the year:			
- Current portion of borrowings	10	4,039,335	1,897,456
- Current portion of lease liabilities	11	1,015,448	357,540
- Current portion of contract liability held in reserve		6,846,688	11,438,482
- Current portion of Rehabilitation provision		10,907,463	10,907,463
- Current portion of employee benefit provisions held in reserve	5	8,752,112	8,228,078
<b>Total adjustments to net current assets</b>	Note 2(a)	<b>(103,400,667)</b>	<b>(107,376,798)</b>

**CURRENT AND NON-CURRENT CLASSIFICATION**

In the determination of whether an asset or liability is current or non-current, consideration is given to the time when each asset or liability is expected to be settled. Unless otherwise stated assets or liabilities are classified as current if expected to be settled within the next 12 months, being the Council's operational cycle.

CITY OF ARMADALE  
NOTES TO THE STATEMENT OF FINANCIAL ACTIVITY  
FOR THE PERIOD ENDED 31 MARCH 2025

## 3 EXPLANATION OF MATERIAL VARIANCES

The material variance thresholds are adopted annually by Council as an indicator of whether the actual expenditure or revenue varies from the year to date actual materially.

The material variance adopted by Council for the 2024-25 year is \$100,000.

Description	Var. \$ \$	Var. % %	
<b>Revenue from operating activities</b>			
<b>General rates</b>	1,178,451	1.34%	▲
High number and value of new properties (interim rates) processed to March 2025. Exemptions if approved are to be processed.		Permanent	
<b>Grants, subsidies and contributions</b>	582,948	18.82%	▲
Operating grants have been received in advance compared to phased budget. Please refer to note 13 for the details.		Timing	
<b>Interest revenue</b>	1,430,525	30.15%	▲
Interest revenue on rates receivable and cash backed reserves higher than YTD budget to March. Please refer to note 4(b).		Permanent	
<b>Profit on asset disposals</b>	349,600	1392.27%	▲
Lot # 301 and Lot # 304 were sold for \$1.3m. The net book value is \$980,000. Please refer to Council Decision D18/8/24. Budget Variation to be processed in April.		Permanent	
<b>Expenditure from operating activities</b>			
<b>Materials and contracts</b>	9,369,331	21.93%	▼
The variance is due to delays in works and timing of payments such as consultancy fees, consumables, and in Waste, Environment Programs, and Planning related projects.		Timing	
<b>Other expenditure</b>	155,307	13.09%	▼
Other Expenditure under budget due to timing however expected to finish the year on target.		Timing	
<b>Loss on asset disposals</b>	753,111	97.74%	▼
Nine (9) budgeted loss on disposal vehicles, and infrastructure assets have not been sold as at March.		Timing	
<b>Non-cash amounts excluded from operating activities</b>	(200,070)	(0.74%)	▼
Non cash movements in profit/(loss) on asset disposals, depreciation, and movements between current and non-current asset and liabilities. Please refer to note 2(b) for the details.		Timing	
<b>Inflows from investing activities</b>			
<b>Proceeds from capital grants, subsidies and contributions</b>	(5,478,511)	(70.53%)	▼
The variance is due to timing and is expected that the revenue will be recognised throughout the year in line with project completions. Please refer to note 14 for the details.		Timing	
<b>Proceeds from disposal of assets</b>	1,241,323	311.40%	▲
Due to unbudgeted proceeds from sale of Lot # 301 and Lot # 304. Please refer to Council Decision D18/8/24. Budget Variation to be processed in April.		Timing	
<b>Outflows from investing activities</b>			
<b>Payments for property, plant and equipment</b>	15,741,675	77.49%	▼
The variance is due to delays in start of the capital projects so far this year. Please refer to note 6 and capital works attachment.		Timing	
<b>Payments for construction of infrastructure</b>	18,981,983	86.16%	▼
The variance is due to delays of the capital projects of infrastructure so far this year - Please refer to note 6 and capital works attachment.		Timing	
<b>Non-cash amounts excluded from investing activities</b>	5,324,473	614.89%	▲
Reflects developer contributions received and spent on DCP works, which occur throughout the year.		Timing	

CITY OF ARMADALE  
SUPPLEMENTARY INFORMATION  
FOR THE PERIOD ENDED 31 MARCH 2025

## 4 (a) CASH AND FINANCIAL ASSETS

Description	Classification	Unrestricted \$	Restricted \$	Total Cash \$	Trust \$	Expected Interest	Institution	Interest Rate	Maturity Date
<b>Cash on hand</b>									
Term Deposits - Municipal Funds	Financial assets at amortised cost	3,072,301	0	3,072,301	0	35,388	CBA	4.62%	June 2025
Term Deposits - Municipal Funds	Financial assets at amortised cost	3,000,000	0	3,000,000	0	69,921	NAB	4.70%	September 2025
Term Deposits - Municipal Funds	Financial assets at amortised cost	3,000,000	0	3,000,000	0	70,307	IMB	4.70%	September 2025
Term Deposits - Municipal Funds	Financial assets at amortised cost	2,000,000	0	2,000,000	0	46,871	NAB	4.70%	September 2025
Term Deposits - Municipal Funds	Financial assets at amortised cost	3,000,000	0	3,000,000	0	70,307	NAB	4.70%	September 2025
Term Deposits - Municipal Funds	Financial assets at amortised cost	3,000,000	0	3,000,000	0	69,858	SUNCORP	4.67%	September 2025
Term Deposits - Municipal Funds	Financial assets at amortised cost	3,000,000	0	3,000,000	0	70,307	BENDIGO BANK	4.70%	September 2025
Term Deposits - Municipal Funds	Financial assets at amortised cost	3,000,000	0	3,000,000	0	69,718	CBA	4.61%	September 2025
Term Deposits - Municipal Funds	Financial assets at amortised cost	3,000,000	0	3,000,000	0	71,079	Bank of QLD	4.70%	September 2025
Term Deposits - Municipal Funds	Financial assets at amortised cost	3,000,000	0	3,000,000	0	72,592	WESTPAC	4.80%	September 2025
Term Deposits - Municipal Funds	Financial assets at amortised cost	3,000,000	0	3,000,000	0	72,592	WESTPAC	4.80%	September 2025
Term Deposits - Municipal Funds	Financial assets at amortised cost	3,000,000	0	3,000,000	0	72,592	WESTPAC	4.80%	September 2025
Term Deposits - Municipal Funds	Financial assets at amortised cost	2,590,034	0	2,590,034	0	63,353	WESTPAC	4.80%	September 2025
Term Deposits - Municipal Funds	Financial assets at amortised cost	3,000,000	0	3,000,000	0	71,445	NAB	4.75%	September 2025
Term Deposits - Municipal Funds	Financial assets at amortised cost	3,000,000	0	3,000,000	0	71,445	NAB	4.75%	September 2025
Term Deposits - Municipal Funds	Financial assets at amortised cost	3,000,000	0	3,000,000	0	71,445	NAB	4.75%	September 2025
Pending transfer from Reserve	Financial assets at amortised cost	(3,173,311)	3,173,311	0	0				
Term Deposits - Reserves	Financial assets at amortised cost	0	3,000,000	3,000,000	0	75,542	Bank of QLD	5.05%	April 2025
Term Deposits - Reserves	Financial assets at amortised cost	0	5,000,000	5,000,000	0	125,904	Bank of QLD	5.05%	April 2025
Term Deposits - Reserves	Financial assets at amortised cost	0	2,000,000	2,000,000	0	50,461	SUNCORP	5.06%	April 2025
Term Deposits - Reserves	Financial assets at amortised cost	0	2,000,000	2,000,000	0	48,002	CBA	4.84%	April 2025
Term Deposits - Reserves	Financial assets at amortised cost	0	5,000,000	5,000,000	0	120,005	CBA	4.84%	April 2025
Term Deposits - Reserves	Financial assets at amortised cost	0	2,000,000	2,000,000	0	49,763	BENDIGO BANK	4.99%	April 2025
Term Deposits - Reserves	Financial assets at amortised cost	0	2,000,000	2,000,000	0	49,763	BENDIGO BANK	4.99%	April 2025
Term Deposits - Reserves	Financial assets at amortised cost	0	2,617,224	2,617,224	0	65,251	Bank of QLD	5.00%	April 2025
Term Deposits - Reserves	Financial assets at amortised cost	0	2,000,000	2,000,000	0	49,863	Bank of QLD	5.00%	April 2025
Term Deposits - Reserves	Financial assets at amortised cost	0	3,000,000	3,000,000	0	75,958	SUNCORP	5.05%	April 2025
Term Deposits - Reserves	Financial assets at amortised cost	0	3,000,000	3,000,000	0	74,905	BENDIGO BANK	4.98%	April 2025
Term Deposits - Reserves	Financial assets at amortised cost	0	3,000,000	3,000,000	0	75,542	NAB	5.05%	April 2025
Term Deposits - Reserves	Financial assets at amortised cost	0	3,000,000	3,000,000	0	75,542	NAB	5.05%	April 2025
Term Deposits - Reserves	Financial assets at amortised cost	0	5,000,000	5,000,000	0	120,918	CBA	4.85%	April 2025
Term Deposits - Reserves	Financial assets at amortised cost	0	1,000,000	1,000,000	0	23,671	IMB	4.80%	May 2025
Term Deposits - Reserves	Financial assets at amortised cost	0	1,500,000	1,500,000	0	37,771	NAB	5.05%	May 2025
Term Deposits - Reserves	Financial assets at amortised cost	0	2,500,000	2,500,000	0	63,575	BENDIGO BANK	5.10%	May 2025
Term Deposits - Reserves	Financial assets at amortised cost	0	2,165,151	2,165,151	0	44,517	WESTPAC	4.97%	May 2025
Term Deposits - Reserves	Financial assets at amortised cost	0	4,000,000	4,000,000	0	101,162	Bank of QLD	5.10%	May 2025
Term Deposits - Reserves	Financial assets at amortised cost	0	2,000,000	2,000,000	0	50,581	BENDIGO BANK	5.10%	May 2025
Term Deposits - Reserves	Financial assets at amortised cost	0	2,000,000	2,000,000	0	50,581	NAB	5.10%	May 2025
Term Deposits - Reserves	Financial assets at amortised cost	0	2,000,000	2,000,000	0	50,581	NAB	5.10%	May 2025
Term Deposits - Reserves	Financial assets at amortised cost	0	1,447,200	1,447,200	0	35,576	CBA	4.93%	June 2025
Term Deposits - Reserves	Financial assets at amortised cost	0	3,000,000	3,000,000	0	73,299	CBA	4.90%	June 2025
Term Deposits - Reserves	Financial assets at amortised cost	0	3,072,301	3,072,301	0	35,388	CBA	4.62%	June 2025
Term Deposits - Reserves	Financial assets at amortised cost	0	3,072,301	3,072,301	0	35,388	CBA	4.62%	June 2025
Term Deposits - Reserves	Financial assets at amortised cost	0	5,120,501	5,120,501	0	58,980	CBA	4.62%	June 2025
Term Deposits - Reserves	Financial assets at amortised cost	0	3,000,000	3,000,000	0	73,897	SUNCORP	4.94%	July 2025
Term Deposits - Reserves	Financial assets at amortised cost	0	3,000,000	3,000,000	0	71,653	CBA	4.79%	July 2025
Term Deposits - Reserves	Financial assets at amortised cost	0	1,690,000	1,690,000	0	41,460	SUNCORP	4.92%	July 2025
Term Deposits - Reserves	Financial assets at amortised cost	0	2,021,000	2,021,000	0	48,707	SUNCORP	4.86%	July 2025
Term Deposits - Reserves	Financial assets at amortised cost	0	2,000,000	2,000,000	0	46,173	CBA	4.63%	August 2025
Term Deposits - Reserves	Financial assets at amortised cost	0	3,000,000	3,000,000	0	71,014	NAB	4.80%	August 2025
Term Deposits - Reserves	Financial assets at amortised cost	0	2,000,000	2,000,000	0	47,370	NAB	4.75%	August 2025
Term Deposits - Reserves	Financial assets at amortised cost	0	2,329,000	2,329,000	0	54,233	SUNCORP	4.67%	September 2025
Term Deposits - Reserves	Financial assets at amortised cost	0	2,000,000	2,000,000	0	48,411	Bank of QLD	4.75%	September 2025
Term Deposits - Reserves	Financial assets at amortised cost	0	5,126,027	5,126,027	0	121,452	BENDIGO BANK	4.70%	September 2025
Term Deposits - Reserves	Financial assets at amortised cost	0	3,000,000	3,000,000	0	73,701	SUNCORP	4.90%	September 2025
Term Deposits - Reserves	Financial assets at amortised cost	0	3,000,000	3,000,000	0	73,701	SUNCORP	4.90%	September 2025
Term Deposits - Reserves	Financial assets at amortised cost	0	3,000,000	3,000,000	0	73,701	SUNCORP	4.90%	September 2025
Term Deposits - Reserves	Financial assets at amortised cost	0	4,000,000	4,000,000	0	98,268	SUNCORP	4.90%	September 2025
Term Deposits - Reserves	Financial assets at amortised cost	0	5,000,000	5,000,000	0	117,822	IMB	4.70%	September 2025
Term Deposits - Trust	Financial assets at amortised cost	0	0	0	1,200,000	30,277	SUNCORP	5.06%	April 2025
Term Deposits - Trust	Financial assets at amortised cost	0	0	0	1,400,000	35,253	NAB	5.05%	May 2025
Term Deposits - Trust	Financial assets at amortised cost	0	0	0	2,000,000	50,581	NAB	5.10%	May 2025
Funds - Muni Account	Cash and cash equivalents	7,395,751	13,771,546	21,167,297	1,030,633	0	CBA		
<b>Total</b>		<b>50,884,775</b>	<b>138,605,562</b>	<b>189,490,337</b>	<b>5,630,633</b>				
<b>Comprising</b>									
Cash and cash equivalents		7,395,751	13,771,545	21,167,297	1,030,633				
Financial assets at amortised cost		43,489,024	124,834,017	168,323,040	4,600,000				
		<b>50,884,775</b>	<b>138,605,562</b>	<b>189,490,337</b>	<b>5,630,633</b>				

## KEY INFORMATION

Cash and cash equivalents include cash on hand, cash at bank, deposits available on demand with banks and other short term highly liquid investments with original maturities of three months or less that are readily convertible to known amounts of cash and which are subject to an insignificant risk of changes in value. Bank overdrafts are reported as short term borrowings in current liabilities in the statement of net current assets.

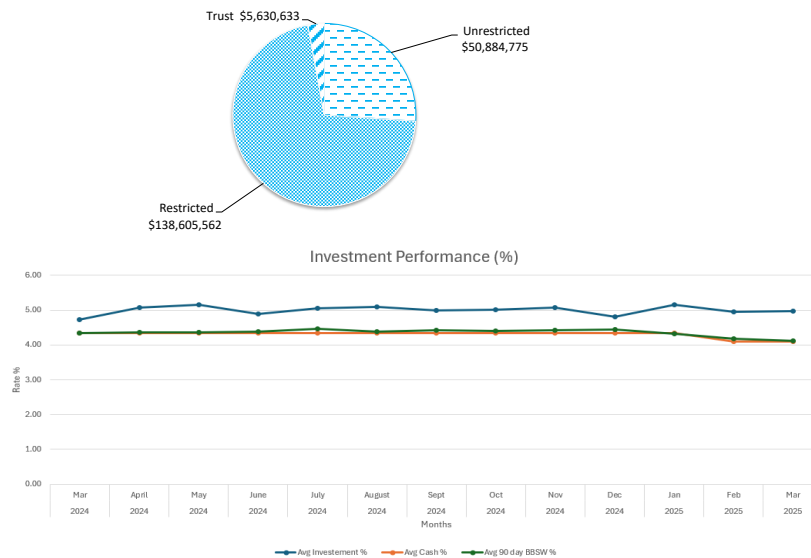
The local government classifies financial assets at amortised cost if both of the following criteria are met:

- the asset is held within a business model whose objective is to collect the contractual cashflows, and
- the contractual terms give rise to cash flows that are solely payments of principal and interest.

Financial assets at amortised cost held with registered financial institutions are listed in this note other financial assets at amortised cost are provided in Note 8 - Other assets.

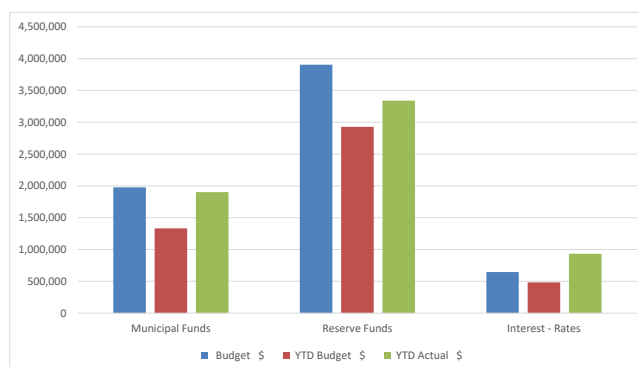
CITY OF ARMADALE  
SUPPLEMENTARY INFORMATION  
FOR THE PERIOD ENDED 31 MARCH 2025

4 (a) CASH AND FINANCIAL ASSETS ( Cont'd)



4 (b) INTEREST INCOME

Description	Amended Budget \$	YTD Budget \$	YTD Actual \$	Variance \$	Variance %
Municipal Funds	1,976,000	1,332,030	1,900,892	568,862	42.71%
Reserve Funds	3,904,400	2,928,330	3,341,546	413,216	14.11%
<b>Total Investment Interest</b>	<b>5,880,400</b>	<b>4,260,360</b>	<b>5,242,439</b>	<b>982,079</b>	<b>23.05%</b>
Interest - Rates	646,000	484,560	933,006	448,446	92.55%
<b>Total Interest Income</b>	<b>6,526,400</b>	<b>4,744,920</b>	<b>6,175,445</b>	<b>1,430,525</b>	<b>30.15%</b>



CITY OF ARMADALE  
SUPPLEMENTARY INFORMATION  
FOR THE PERIOD ENDED 31 MARCH 2025

## 5 RESERVE ACCOUNTS

Reserve name	Budget Opening Balance	Budget Interest Earned	Budget Transfers In (+)	Budget Transfers Out (-)	Budget Closing Balance	Actual Opening Balance	Actual Interest Earned	Actual Transfers In (+)	Actual Transfers Out (-)	Actual YTD Closing Balance
	\$	\$	\$	\$	\$	\$	\$	\$	\$	\$
<b>Restricted by Legislation</b>										
Anstey Keane - DCP	15,412,422	733,800	3,081,200	(323,800)	18,903,622	15,412,422	595,861	128,470	(109,536)	16,027,218
North Forrestdale DCP 3	24,510,807	1,033,000	3,895,000	(7,553,277)	21,885,530	24,510,807	852,551	5,112,251	(389,201)	30,086,407
North Forrestdale SAR Asset Renewal	3,201,005	144,700	0	(250,000)	3,095,705	3,201,005	118,090	0	(4,500)	3,314,595
SAR A - Armadale Town Centre	0	900	131,500	(131,500)	900	0	733	0	0	733
SAR B - Kelmscott Town Centre	0	2,200	74,400	(74,400)	2,200	0	1,801	0	0	1,801
SAR C - Kelmscott Industrial Area	0	300	21,800	(21,800)	300	0	244	0	14,674	14,918
SAR D - Armadale Industrial Area	0	800	24,900	(24,900)	800	0	656	0	0	656
SAR F - Harrisdale/ Piara Waters	0	0	332,000	(332,000)	0	0	0	0	0	0
SAR G - Champion Lakes	0	0	14,500	(14,500)	0	0	0	0	0	0
<b>Restricted by Council</b>										
Asset Renewal	15,624,312	517,600	3,924,800	(5,904,730)	14,161,982	15,624,312	409,888	0	(930,701)	15,103,498
Champion Lakes SAR Asset Renewal	181,893	8,200	0	0	190,093	181,893	6,694	0	0	188,587
City Centre Activation	79,151	3,600	0	0	82,751	79,151	2,936	0	0	82,087
Civic Precinct	3,539,314	159,900	500,000	0	4,199,214	3,539,314	34,081	0	0	3,573,395
Community Art	111,606	4,900	0	0	116,506	111,606	15,781	0	0	127,387
Computer Systems Technologies	2,086,882	93,800	228,100	(990,000)	1,418,782	2,086,882	507,530	0	0	2,594,412
Crossover Contributions	67,084	3,000	0	0	70,084	67,084	2,451	0	0	69,635
Covid-19 Response and Recovery	1,862,448	84,200	0	(1,840,000)	106,648	1,862,448	37,034	0	0	1,899,482
Emergency Management	248,492	11,200	0	0	259,692	248,492	4,949	0	0	253,441
Employee Provisions	9,427,921	440,700	0	(900,000)	8,968,621	9,427,921	359,646	0	0	9,787,567
Events Reserve Fund	48,189	2,200	0	0	50,389	48,189	1,793	0	0	49,982
Freehold Sales Capital Works	45,033	9,100	0	0	54,133	45,033	15,380	0	0	60,413
Future Community Facilities	564,787	23,700	0	0	588,487	564,787	5,427	0	189,878	760,093
Future Project Funding	10,687,257	783,700	5,828,000	(2,105,980)	15,192,977	10,687,257	165,879	0	(773,637)	10,079,499
Future Recreation Facilities	979,677	21,800	2,740,000	(3,230,000)	511,477	979,677	47,126	0	(79,441)	947,362
History of the District	40,766	1,800	0	0	42,566	40,766	22,256	0	0	63,022
Infrastructure Project Contribution	674,604	24,800	0	(471,000)	228,404	674,604	20,826	0	(10,845)	684,585
Land Acquisition	516,356	23,300	0	0	539,656	516,356	32,728	0	0	549,084
Mobile Bin Program	2,196,600	99,300	0	0	2,295,900	2,196,600	19,636	0	0	2,216,236
Perth Hills Tourism Alliance	50,297	2,300	0	0	52,597	50,297	1,875	0	0	52,172
Plant and Machinery	5,297,660	164,100	2,000,000	(1,736,500)	5,725,260	5,297,660	133,548	0	(859,775)	4,571,433
Revolving Energy	325,734	14,700	397,000	(175,000)	562,434	325,734	3,360	0	0	329,094
Strategic Asset Investments	774,427	35,000	0	0	809,427	774,427	13,665	0	0	788,092
Waste Management	27,397,236	1,015,400	0	(4,382,540)	24,030,096	27,397,236	216,073	0	(67,654)	27,545,655
Workers Compensation	392,302	12,100	0	0	404,402	392,302	9,894	0	0	402,196
Wungong River Project	1,000,808	45,200	0	(296,400)	749,608	1,000,808	69,723	0	0	1,070,531
Works Contributions	710,474	32,100	0	0	742,574	710,474	26,198	0	0	736,672
Public Art Contributions	45,452	2,100	0	0	47,552	45,452	297	12,681	0	58,430
DevelopmentWA Public Art Contribution	171,315	7,700	0	0	179,015	171,315	6,288	0	0	177,603
Forrestdale Business Park East	762,745	34,500	0	0	797,245	762,745	28,154	0	0	790,899
Project Funds Rolled Over	2,417,473	68,100	0	(850,100)	1,635,473	2,417,473	56,646	0	(93,261)	2,380,859
Street Tree Contribution	15,831	900	0	0	16,731	15,831	635,794	0	0	651,625
Kelmscott – Landscaping, Public Art and Bin Maintenance	100,000	4,500	0	(77,795)	26,705	100,000	100,933	0	0	200,933
Public Open Space - Cash in Lieu - Camillo No. 64	175,892	0	0	0	175,892	175,892	3,285	0	0	179,177
Public Open Space - Regional Recreation Infrastructure	75,382	0	0	0	75,382	75,382	58,812	0	0	134,194
	<b>131,819,634</b>	<b>5,671,200</b>	<b>23,193,200</b>	<b>(31,686,222)</b>	<b>128,997,812</b>	<b>131,819,634</b>	<b>4,646,526</b>	<b>5,253,401</b>	<b>(3,113,998)</b>	<b>138,605,562</b>
<b>Sub Reserve Notes</b>										
<i>Future Projects Funding Reserve includes provision for;</i>										
Property - Wirra Willa Park	345,000									
Central Park Plan and Design	500,000									
Champion Lakes Community Centre ( Major )	248,380									
Hilbert District Community Centre Design	600,000									
Roleystone Theatre ( Major )	412,600									
Kelmscott Public Realm Strategy Implementation	500,000									
	<b>2,605,980</b>									
<i>Projects Rolled Over Reserve includes provision for;</i>										
Railway Ave (Ryland to Bray)	745,000									
Administration Building lift	105,100									
Optic Fibre to Depot	163,000									
Local Planning Strategy	128,000									
Kelmscott District Centre Structure Plan	132,000									
Kelmscott Public Realm Strategy	40,000									
ProMapp Program	110,000									
	<b>1,423,100</b>									

CITY OF ARMADALE  
SUPPLEMENTARY INFORMATION  
FOR THE PERIOD ENDED 31 MARCH 2025

## INVESTING ACTIVITIES

## 6 CAPITAL ACQUISITIONS

Capital acquisitions	Amended		YTD Actual	YTD Actual Variance
	Budget	YTD Budget		
	\$	\$	\$	\$
Land - freehold land	81,500	61,125	0	(61,125)
Buildings	23,429,047	17,571,785	2,934,746	(14,637,039)
Furniture and equipment	771,470	578,603	572,676	(5,927)
Plant and equipment	2,804,590	2,103,443	1,065,858	(1,037,584)
<b>Acquisition of property, plant and equipment</b>	<b>27,086,607</b>	<b>20,314,955</b>	<b>4,573,280</b>	<b>(15,741,675)</b>
Infrastructure - Roads	10,569,865	7,927,399	1,381,564	(6,545,835)
Infrastructure - Drainage	202,900	152,175	6,625	(145,550)
Infrastructure - Pathways	5,750,430	4,312,823	490,644	(3,822,178)
Infrastructure - Parks and Reserves	9,803,030	7,352,273	1,108,875	(6,243,397)
Infrastructure - Waste Infrastructure	1,337,990	1,003,493	39,880	(963,613)
Infrastructure - Other Infrastructure	250,000	187,500	0	(187,500)
Infrastructure - Landfill Cell	1,460,900	1,095,675	21,766	(1,073,910)
<b>Acquisition of infrastructure</b>	<b>29,375,115</b>	<b>22,031,337</b>	<b>3,049,353</b>	<b>(18,981,983)</b>
<b>Total capital acquisitions</b>	<b>56,461,722</b>	<b>42,346,292</b>	<b>7,622,633</b>	<b>(34,723,659)</b>
<b>Capital Acquisitions Funded By:</b>				
Capital grants and contributions	19,537,292	7,789,004	1,901,705	(5,887,299)
Borrowings	13,484,870	0	0	0
Other (disposals & C/Fwd)	531,500	398,625	1,639,948	1,241,323
Reserve accounts				
Anstey Keane - DCP	0	0	109,536	109,536
North Forrestdale DCP 3	0	0	389,201	389,201
Asset Renewal	5,904,730	4,428,548	930,701	(3,497,846)
Future Project Funding	2,105,980	1,579,485	773,637	(805,848)
Future Recreation Facilities	3,230,000	2,422,500	79,441	(2,343,059)
Plant and Machinery	2,249,000	1,686,750	859,775	(826,975)
Waste Management	2,951,780	2,213,835	67,654	(2,146,181)
Project Funds Rolled Over	850,100	637,575	93,261	(544,314)
Contribution - operations	4,817,675	20,234,080	405,635	(19,828,444)
<b>Capital funding total</b>	<b>56,461,722</b>	<b>42,346,292</b>	<b>7,622,633</b>	<b>(34,723,659)</b>

## SIGNIFICANT ACCOUNTING POLICIES

Each class of fixed assets within either plant and equipment or infrastructure, is carried at cost or fair value as indicated less, where applicable, any accumulated depreciation and impairment losses.

Assets for which the fair value as at the date of acquisition is under \$5,000 are not recognised as an asset in accordance with *Financial Management Regulation 17A (5)*. These assets are expensed immediately.

Where multiple individual low value assets are purchased together as part of a larger asset or collectively forming a larger asset exceeding the threshold, the individual assets are recognised as one asset and capitalised.

**Initial recognition and measurement for assets held at cost**

Plant and equipment including furniture and equipment is recognised at cost on acquisition in accordance with *Financial Management Regulation 17A*. Where acquired at no cost the asset is initially recognise at fair value. Assets held at cost are depreciated and assessed for impairment annually.

**Initial recognition and measurement between mandatory revaluation dates for assets held at fair value**

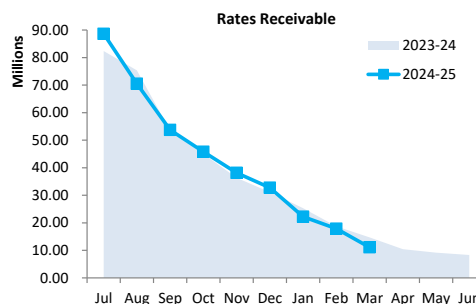
In relation to this initial measurement, cost is determined as the fair value of the assets given as consideration plus costs incidental to the acquisition. For assets acquired at zero cost or otherwise significantly less than fair value, cost is determined as fair value at the date of acquisition. The cost of non-current assets constructed by the City includes the cost of all materials used in construction, direct labour on the project and an appropriate proportion of variable and fixed overheads.

CITY OF ARMADALE  
SUPPLEMENTARY INFORMATION  
FOR THE PERIOD ENDED 31 MARCH 2025

## OPERATING ACTIVITIES

## 7 RECEIVABLES

Rates receivable	30 June 2024	31 Mar 2025
	\$	\$
Opening arrears previous years	8,239,814	8,238,889
Levied this year	84,143,352	89,963,101
Less - collections to date	(84,144,277)	(87,176,456)
Gross rates collectable	8,238,889	11,025,534
Allowance for impairment of rates receivable	0	0
<b>Net rates collectable</b>	<b>8,238,889</b>	<b>11,025,534</b>
% Collected	91.1%	88.8%



	30 June 2024	31 Mar 2025
	\$	\$
<b>Balance per trial balance</b>		
Sundry receivable	2,770,013	1,350,248
GST receivable	759,896	398,700
Allowance for impairment of receivables from contracts with customers	(11,445)	(11,445)
ESL Receivables	778,840	787,401
Receivables for Employee Related Provisions	489,562	489,562
Debtors Control - Sanitation (Rates)	1,115,027	1,321,045
Unclaimed Pensioner Rebate Generated	96,041	2,006,172
Unclaimed ESL Rebate claimed	(4,767)	24,719
<b>Total receivables general outstanding</b>	<b>5,993,167</b>	<b>6,366,402</b>
Amounts shown above include GST (where applicable)		
<b>Trade and Other Receivables</b>	<b>14,232,056</b>	<b>17,391,936</b>

## KEY INFORMATION

Trade and other receivables include amounts due from ratepayers for unpaid rates and service charges and other amounts due from third parties for goods sold and services performed in the ordinary course of business.

Trade receivables are recognised at original invoice amount less any allowances for uncollectable amounts (i.e. impairment). The carrying amount of net trade receivables is equivalent to fair value as it is due for settlement within 30 days.

## Classification and subsequent measurement

Receivables which are generally due for settlement within 30 days except rates receivables which are expected to be collected within 12 months are classified as current assets. All other receivables such as, deferred pensioner rates receivable after the end of the reporting period are classified as non-current assets.

Trade and other receivables are held with the objective to collect the contractual cashflows and therefore the City measures them subsequently at amortised cost using the effective interest rate method.

NOTES TO THE STATEMENT OF FINANCIAL ACTIVITY  
FOR THE PERIOD ENDED 31 MARCH 2025

## OPERATING ACTIVITIES

## 7 (b) RECEIVABLES

	Brought Forward 1 July \$	This Time Last Year 31-Mar-24 \$	31 March 2025 YTD Actual \$
<b>General Receivables</b>			
Debtors - General	2,008,468	1,312,906	615,688
Debtors - Rangers (Legacy)	229,894	206,043	199,830
Debtors - Recreation	15,060	15,841	11,566
Debtors - Libraries	-	70	231
Debtors - Fire	40,254	46,755	38,485
Debtors - Animals	192,426	195,379	196,261
Debtors - Parking	99,071	106,613	103,192
Debtors - Litter	99,941	102,626	93,679
Debtors - Off Road Vehicles	216	216	216
Debtors - Health	20,387	11,428	18,610
Debtors - Thoroughfares	7,708	10,579	13,858
Debtors - Unauthorised Signs	3,968	5,994	7,555
Debtors - Cats	5,261	4,081	3,636
Debtors - Planning & Building	47,360	47,360	47,443
	<b>2,770,014</b>	<b>2,065,890</b>	<b>1,350,248</b>

## General Receivables - Aging

	Current	30 Days	60 Days	90 Days	120 + Days	Total
Sundry Receivable General	294,431	75,495	148,096	890	96,777	615,688
Libraries	-	231	-	-	-	231
Rangers	-	-	1,530	334	197,966	199,830
Recreation	-	-	-	-	11,566	11,566
Infringements	(2,303)	1,620	34	-	476,139	475,490
Planning & Building	-	-	-	-	47,443	47,443
<b>Total Receivables General</b>	<b>292,128</b>	<b>77,346</b>	<b>149,660</b>	<b>1,224</b>	<b>829,891</b>	<b>1,350,248</b>

## General Receivables - Aging ( continued)

## Sundry Debtors Outstanding Over 120 Days Exceeding \$1,000

Debtor #	Under Investigation by	\$
Various	Fines Enforcement Registry	674,105
4826	Waste Charges	35,876
Debtor	Planning & Building	47,443
5113	Other	9,600
4769	Other	8,646
	Debtors 120+ Days < \$5,000	54,222
<b>Total Debtors 120+ Days &gt; \$1,000</b>		<b>829,891</b>



**CITY OF ARMADALE  
SUPPLEMENTARY INFORMATION  
FOR THE PERIOD ENDED 31 MARCH 2025**

**OPERATING ACTIVITIES**

**8 OTHER CURRENT ASSETS**

	Opening Balance 1 July 2024	Asset Increase	Asset Reduction	Closing Balance 31 March 2025
	\$	\$	\$	\$
<b>Other current assets</b>				
<b>Other financial assets at amortised cost</b>				
Financial assets at amortised cost	143,749,522	24,573,518	0	168,323,040
<b>Inventory</b>				
Inventory	112,482	461,636	0	574,118
<b>Other assets</b>				
Prepayments	13,687	759,655	0	773,342
Accrued income	4,539,072	0	(1,513,528)	3,025,544
<b>Total other current assets</b>	<b>148,414,763</b>	<b>25,794,809</b>	<b>(1,513,528)</b>	<b>172,696,044</b>
Amounts shown above include GST (where applicable)				

**KEY INFORMATION**

**Other financial assets at amortised cost**

The City classifies financial assets at amortised cost if both of the following criteria are met:

- the asset is held within a business model whose objective is to collect the contractual cashflows, and
- the contractual terms give rise to cash flows that are solely payments of principal and interest.

**Inventory**

Inventories are measured at the lower of cost and net realisable value.

Net realisable value is the estimated selling price in the ordinary course of business less the estimated costs of completion and the estimated costs necessary to make the sale.

CITY OF ARMADALE  
SUPPLEMENTARY INFORMATION  
FOR THE PERIOD ENDED 31 MARCH 2025

OPERATING ACTIVITIES

9 RATE REVENUE

General rate revenue

RATE TYPE	Rate in \$ (cents)	Number of Properties	Rateable Value	Budget			YTD Actual		
				Rate Revenue \$	Reassessed Rate Revenue \$	Total Revenue \$	Rate Revenue \$	Reassessed Rate Revenue \$	Total Revenue \$
<b>Gross rental value</b>									
Group 1 - Vacant	0.151463	761	18,572,946	2,813,130	0	2,813,130	2,813,114	(51,617)	2,761,497
Group 2 - Residential Improved	0.097708	30,993	618,748,447	60,449,796	994,794	61,444,590	60,336,471	1,804,572	62,141,043
Group 3 - Business Improved	0.101961	813	118,811,691	12,113,108	0	12,113,108	12,329,006	536,000	12,865,006
<b>Unimproved value</b>									
Unimproved Value Lands	0.004940	124	140,996,000	696,583	0	696,583	625,187	25,817	651,003
<b>Sub-Total</b>		<b>32,691</b>	<b>897,129,084</b>	<b>76,072,617</b>	<b>994,794</b>	<b>77,067,411</b>	<b>76,103,778</b>	<b>2,314,772</b>	<b>78,418,549</b>
<b>Minimum payment</b>	<b>Minimum Payment \$</b>								
<b>Gross rental value</b>									
Group 1 - Vacant	\$ 1,221	1,903	10,077,156	2,323,230	305,206	2,628,436	2,323,563	(54,133)	2,269,430
Group 2 - Residential Improved	\$ 1,409	5,723	74,483,471	8,063,043	0	8,063,043	7,974,940	70,804	8,045,744
Group 3 - Business Improved	\$ 1,639	345	3,909,470	565,284	0	565,284	560,538	68,292	628,830
<b>Unimproved value</b>									
Unimproved Value Lands	\$ 1,687	15	3,464,994	25,310	0	25,310	21,931	399	22,330
<b>Sub-total</b>		<b>7,986</b>	<b>91,935,091</b>	<b>10,976,867</b>	<b>305,206</b>	<b>11,282,073</b>	<b>10,880,972</b>	<b>85,362</b>	<b>10,966,334</b>
Rate Equivalent Payments and Adjustments						30,000			0
Concession						(20,000)			(24,508)
<b>Total general rates</b>			<b>989,064,175</b>	<b>87,049,484</b>	<b>1,300,000</b>	<b>88,359,484</b>	<b>86,984,750</b>	<b>2,400,134</b>	<b>89,384,884</b>
<b>Specified area rates</b>									
SAR A - Armadale Town Centre	0.004460	89	29,481,079	131,500	0	131,500	131,486	135	131,621
SAR B - Kelmscott Town Centre	0.009011	80	8,256,329	74,400	0	74,400	74,398	87	74,485
SAR C - Kelmscott Industrial Area	0.001735	348	12,562,527	21,800	0	21,800	21,796	(224)	21,572
SAR D - Armadale Industrial Area	0.003582	142	6,950,798	24,900	0	24,900	24,898	249	25,147
SAR F - Harrisdale/Piara Waters	0.002778	4,992	119,530,684	332,000	0	332,000	332,349	3,039	335,388
SAR G - Champion Lakes	0.002356	332	6,154,340	14,500	0	14,500	14,500	13	14,513
<b>Total specified area rates</b>			<b>182,935,757</b>	<b>599,100</b>	<b>0</b>	<b>599,100</b>	<b>599,426</b>	<b>3,300</b>	<b>602,726</b>
<b>Total</b>			<b>1,171,999,932</b>	<b>87,648,584</b>	<b>1,300,000</b>	<b>88,958,584</b>	<b>87,584,176</b>	<b>2,403,434</b>	<b>89,991,610</b>

KEY INFORMATION

Prepaid rates are, until the taxable event for the rates has occurred, refundable at the request of the ratepayer. Rates received in advance give rise to a financial liability. When the taxable event occurs the financial liability is extinguished and income recognised for the prepaid rates that have not been refunded.



CITY OF ARMADALE  
SUPPLEMENTARY INFORMATION  
FOR THE PERIOD ENDED 31 MARCH 2025

## FINANCING ACTIVITIES

## 10 BORROWINGS

## Repayments - borrowings

Information on borrowings				Principal Repayments		Principal Outstanding		Interest Repayments		
Particulars	Loan No.	1 July 2024	Actual	Budget	Actual	Budget	Actual	Budget	Actual	Budget
		\$	\$	\$	\$	\$	\$	\$	\$	\$
<b>Governance</b>										
296 Loan Borrowings 2009	296	27,950	0	0	(27,950)	0	0	27,950	0	0
316 Orchard House 2014	316	2,155,811	0	0	(85,332)	(172,700)	2,070,479	1,983,111	(73,679)	(115,730)
318 Orchard House 2015	318	6,743,585	0	0	(268,073)	(540,880)	6,475,512	6,202,705	(171,501)	(279,230)
323 Core System Review	323	1,828,345	0	0	(175,551)	(352,680)	1,652,794	1,475,665	(23,748)	(43,490)
342 Core System Review	342	860,037	0	0	(69,333)	(139,080)	790,704	720,957	(7,477)	(15,690)
345A Core System Review	345A	1,122,769	0	0	(59,809)	(120,870)	1,062,960	1,001,899	(34,529)	(53,370)
345B Core System Review	345B	1,267,831	0	0	(109,557)	(112,030)	1,158,274	1,155,801	(40,519)	(61,900)
345C Core System Review	345C	0	0	278,000	0	(22,220)	0	255,780	0	(15,060)
345C Core System Review	345C	0	0	2,889,200	0	0	0	2,889,200	(3,290)	0
<b>Recreation and culture</b>										
291 Aquatic Works 2008	291	180,648	0	0	(35,290)	(36,570)	145,358	144,078	(8,696)	(12,440)
299 Aquatic Centre Upgrade 2010	299	95,572	0	0	(47,058)	(95,572)	48,514	0	(3,895)	(5,430)
302 Aquatic Centre Upgrade 2011	302	698,370	0	0	(40,845)	(82,920)	657,525	615,450	(29,960)	(45,740)
304 Frye Park Redevelopment 2011	304	521,091	0	0	(30,477)	(61,870)	490,614	459,221	(22,355)	(34,130)
305 Piara Waters (North) Sports 2011	305	218,372	0	0	(52,239)	(106,020)	166,133	112,352	(8,874)	(13,140)
311 Aquatic Centre Upgrade 2012	311	812,426	0	0	(42,781)	(86,520)	769,645	725,906	(25,964)	(41,110)
314 Oval Lighting Renewal	314	104,558	0	0	(51,829)	(104,558)	52,729	0	(2,437)	(3,280)
315 Armadale Golf Course	315	135,421	0	0	(37,291)	(37,840)	98,130	97,581	(2,490)	(3,920)
322 Kelmscott Library - Stage 1	322	156,902	0	0	(38,443)	(77,400)	118,459	79,502	(2,932)	(4,660)
324A Indoor Aquatic Centre	324	8,620,183	0	0	(250,043)	(502,440)	8,370,140	8,117,743	(118,375)	(219,240)
326 Armadale Hall Upgrade 2018	326	2,025,180	0	0	(194,451)	(390,650)	1,830,729	1,634,530	(26,304)	(48,170)
332 Champion Centre Upgrade	332	71,065	0	0	(35,465)	(71,065)	35,600	0	(361)	(770)
337 AFAC Carpark	337	414,780	0	0	(11,121)	(22,350)	403,659	392,430	(5,861)	(10,790)
343 Bedforddale Fire Service	343	572,501	0	0	(72,808)	(73,330)	499,693	499,171	(5,705)	(11,120)
344 Challenge Park	344	1,022,967	0	0	(54,493)	(110,130)	968,474	912,837	(31,459)	(48,620)
346 Roleystone Theatre	346	2,821,134	0	0	(243,783)	(249,290)	2,577,351	2,571,844	(90,163)	(137,720)
347 Creyk Park 2021	347	1,149,049	0	0	(61,209)	(123,700)	1,087,840	1,025,349	(35,338)	(54,620)
339 Piara Waters Library Services	339	0	0	500,000	0	(39,960)	0	460,040	(5,918)	(27,070)
349 Piara Waters Library Services	349	0	0	5,969,700	0	(212,760)	0	5,756,940	(58,440)	(265,760)
350A Forrestdale Hub	350A	0	0	405,000	0	(32,370)	0	372,630	(4,795)	(21,980)
350B Forrestdale Sporting Precinct	350B	0	0	1,932,970	0	0	0	1,932,970	0	0
348 Morgan Park	348	0	0	1,510,000	0	0	0	1,510,000	0	0
<b>Transport</b>										
321 Armadale Arena Roofing 2015	321	94,099	0	0	(46,647)	(94,099)	47,453	0	(2,194)	(2,950)
<b>Total</b>		<b>33,720,646</b>	<b>0</b>	<b>13,484,870</b>	<b>(2,141,879)</b>	<b>(4,071,874)</b>	<b>31,578,767</b>	<b>43,133,642</b>	<b>(847,258)</b>	<b>(1,597,130)</b>
Current borrowings		4,071,874					1,897,456			
Non-current borrowings		29,648,772					29,681,311			
		<b>33,720,646</b>					<b>31,578,767</b>			

All debenture repayments were financed by general purpose revenue.

New borrowings 2024-25		Amount Borrowed	Amount Borrowed	Institution	Loan Type	Term Years	Total Interest & Charges	Interest Rate	Amount (Used)		Balance Unspent	
Particulars		Actual	Budget				\$		Actual	Budget	\$	\$
345D - Core System Review	0	2,889,200	WATC*	Debtenture	15		1,276,860	5.09%	0	0	0	0
350B - Forrestdale Sporting Precinct	0	1,932,970	WATC*	Debtenture	15		680,240	5.09%	0	0	0	0
348 - Morgan Park	0	1,510,000	WATC*	Debtenture	15		667,340	5.09%	0	0	0	0
354A - LED Street Lighting Project	0	3,954,700	WATC*	Debtenture	10		1,078,310	4.83%	0	0	0	0
345C Core System Review	0	278,000	WATC*	Debtenture	10		75,801	4.83%	0	0	0	0
339 Piara Waters Library Services	0	500,000	WATC*	Debtenture	10		136,332	4.83%	0	0	0	0
349 Piara Waters Library Services	0	5,969,700	WATC*	Debtenture	15		2,052,826	5.09%	0	0	0	0
350A Forrestdale Hub	0	405,000	WATC*	Debtenture	10		110,429	4.83%	0	0	0	0
	0	<b>17,439,570</b>					<b>6,078,138</b>		<b>0</b>	<b>0</b>	<b>0</b>	<b>0</b>

## Unspent borrowings

Particulars	Date Borrowed	Unspent Balance	Borrowed During Year	Expended During Year	Unspent Balance
		30 June 2024	Year	Year	31 March 2025
		\$	\$	\$	\$
346 Roleystone Theatre	29/06/2023	336,061	0	0	336,061
		<b>336,061</b>	<b>0</b>	<b>0</b>	<b>336,061</b>

## KEY INFORMATION

Borrowing costs are recognised as an expense when incurred except where they are directly attributable to the acquisition, construction or production of a qualifying asset. Where this is the case, they are capitalised as part of the cost of the particular asset until such time as the asset is substantially ready for its intended use or sale.

Fair values of borrowings are not materially different to their carrying amounts, since the interest payable on those borrowings is either close to current market rates or the borrowings are of a short term nature. Non-current borrowings fair values are based on discounted cash flows using a current borrowing rate.

CITY OF ARMADALE  
SUPPLEMENTARY INFORMATION  
FOR THE PERIOD ENDED 31 MARCH 2025

## FINANCING ACTIVITIES

## 11 LEASE LIABILITIES

## Movement in carrying amounts

Information on leases Particulars		Lease No.	New Leases			Principal Repayments		Principal Outstanding		Interest Repayments	
			1 July 2024	Actual	Budget	Actual	Budget	Actual	Budget	Actual	Budget
			\$	\$	\$	\$	\$	\$	\$	\$	\$
<b>Governance</b>											
Office Equipment		COARM001	103,676	0	0	(51,684)	(103,400)	51,992	276	(542)	(1,100)
Office Equipment		COARM002	9,239	0	0	(2,620)	(5,100)	6,619	4,139	(51)	(200)
Office Equipment		COARM003	15,620	0	0	(2,364)	(4,100)	13,256	11,520	(89)	(900)
<b>Corporate Services</b>											
IT Equipment		E6N0162298	6,769	0	11,777	(6,740)	(11,800)	29	6,746	(118)	(1,900)
IT Equipment		E6N0162003	8,015	0	22,785	(8,015)	(30,800)	0	0	(60)	(1,500)
IT Equipment		E6N0162826	18,549	18,549	54,351	(37,098)	(72,900)	0	0	(148)	(1,600)
IT Equipment		E6N0159594	19,181	0	49,419	(19,181)	(68,600)	0	0	(149)	(8,700)
IT Equipment		E6N0161137	13,652	0	16,500	(9,102)	(16,500)	4,550	13,652	(141)	(2,000)
IT Equipment		E6N0162255	7,603	0	13,800	(7,571)	(13,300)	32	8,103	(97)	(2,100)
IT Equipment		009-0154500-001	8,883	3,558	62,300	(14,221)	(20,700)	(1,780)	50,483	(66)	(700)
IT Equipment		009-0154500-002	147,629	0	520,200	(103,083)	(175,700)	44,546	492,129	(1,209)	(3,100)
IT Equipment		009-0154500-003	2,173	726	12,700	(2,899)	(4,300)	0	10,573	(15)	(100)
IT Equipment		009-0154500-004	7,437	0	29,100	(6,606)	(9,800)	831	26,737	(59)	(200)
IT Equipment		009-0154500-005	10,371	0	0	(2,152)	(3,700)	8,219	6,671	(110)	(200)
IT Equipment		009-0154500-006	28,159	0	0	(13,193)	(17,600)	14,966	10,559	(443)	(500)
IT Equipment		009-0154500-007	11,821	0	0	(5,055)	(6,100)	6,766	5,721	(230)	(300)
IT Equipment		009-0154500-008	0	3,300	0	(621)	0	2,679	0	(191)	0
IT Equipment		009-0154500-009	0	64,200	0	(15,431)	0	48,769	0	(106)	0
IT Equipment		009-0154500-010	0	22,875	0	(3,752)	0	19,123	0	(150)	0
IT Equipment		009-0154500-011	0	2,496	0	(286)	0	2,210	0	(21)	0
IT Equipment		Piara Waters Library IT	0	0	374,800	0	(89,400)	0	285,400	0	(10,600)
<b>Recreation and culture</b>											
Fitness Equipment		E6N0162801	4,933	0	10,700	(7,390)	(10,600)	(2,457)	5,033	(95)	(1,200)
Fitness Equipment		E6N0162813	17,405	0	0	(7,326)	(8,900)	10,079	8,505	(405)	(1,400)
Fitness Equipment		E6N0162400	53,787	0	296,300	(40,167)	(51,600)	13,620	298,487	(1,061)	(3,300)
Fitness Equipment		E6N0162397	4,512	0	3,488	(6,777)	(8,000)	(2,265)	0	(68)	(1,100)
Fitness Equipment		E6N0163450	3,442	0	0	(1,460)	(2,000)	1,982	1,442	(44)	(100)
Fitness Equipment		E2TEC64127	75,157	0	0	(31,494)	(42,800)	43,663	32,357	(2,176)	(2,100)
<b>Transport</b>											
Plants Equipment		6397356	1,011	0	32,100	(1,011)	(5,500)	0	27,611	(6)	(800)
Plants Equipment		973313	14,607	0	0	(3,828)	(6,900)	10,779	7,707	(257)	(100)
Plants Equipment		1021176	8,354	0	2,745	(7,415)	(11,100)	939	-1	(116)	(200)
Plants Equipment		1037417	6,985	0	0	(2,676)	(4,700)	4,309	2,285	(112)	(100)
Plants Equipment		6745927	0	31,700	0	(1,960)	0	29,740	0	(348)	0
<b>Other property and services</b>											
Building Armadale		Shop 64 & 65	422,970	0	96,600	(281,094)	(435,600)	141,876	83,970	(7,704)	(7,100)
Building Kelmscott		KELLIB	59,916	209,390	859,200	(122,918)	(160,000)	146,388	759,116	(36,972)	(27,500)
Building Seville Grove		E6N0162636	3,754	0	23,500	(3,754)	(4,700)	0	22,554	(58)	(400)
RFID Armadale Library		Bibliotheca SAAS2022101	34,773	0	0	(819)	(10,000)	33,954	24,773	(106)	(1,100)
Piara Waters Library Equipment		Piara Waters Library Equipment	0	0	187,400	0	(44,700)	0	142,700	0	(5,300)
<b>Total</b>			<b>1,130,383</b>	<b>356,794</b>	<b>2,679,765</b>	<b>(831,763)</b>	<b>(1,460,900)</b>	<b>655,414</b>	<b>2,349,248</b>	<b>(53,523)</b>	<b>(87,500)</b>
Current lease liabilities			1,015,448					357,540			
Non-current lease liabilities			114,935					297,874			
			<b>1,130,383</b>					<b>655,414</b>			

All lease repayments were financed by general purpose revenue.

## KEY INFORMATION

At inception of a contract, the City assesses if the contract contains or is a lease. A contract is or contains a lease, if the contract conveys the right to control the use of an identified asset for a period of time in exchange for consideration. At the commencement date, a right of use asset is recognised at cost and lease liability at the present value of the lease payments that are not paid at that date. The lease payments are discounted using that date. The lease payments are discounted using the interest rate implicit in the lease, if that rate can be readily determined. If that rate cannot be readily determined, the City uses its incremental borrowing rate.

All contracts classified as short-term leases (i.e. a lease with a remaining term of 12 months or less) and leases of low value assets are recognised as an operating expense on a straight-line basis over the term of the lease.

CITY OF ARMADALE  
SUPPLEMENTARY INFORMATION  
FOR THE PERIOD ENDED 31 MARCH 2025

## OPERATING ACTIVITIES

## 12 OTHER CURRENT LIABILITIES

	Note	Opening Balance 1 July 2024 \$	Liability transferred from/(to) non current \$	Liability Increase \$	Liability Reduction \$	Closing Balance 31 March 2025 \$
<b>Other current liabilities</b>						
<b>Other liabilities</b>						
Contract liabilities		4,018,620	0	4,741,984	0	8,760,604
Capital grant/contributions liabilities		2,828,068	0	0	(150,190)	2,677,878
<b>Total other liabilities</b>		6,846,688	0	4,741,984	(150,190)	11,438,482
<b>Employee Related Provisions</b>						
Provision for annual leave		4,302,160	0	66,307	0	4,368,467
Provision for long service leave		4,131,294	0	0	(613,682)	3,517,612
Other employee leave provisions		318,658	0	23,341	0	341,999
<b>Total Provisions</b>		8,752,112	0	89,648	(613,682)	8,228,078
<b>Other Provisions</b>						
Provision for Rehabilitation		10,907,463	0	0	0	10,907,463
<b>Total Other Provisions</b>		10,907,463	0	0	0	10,907,463
<b>Total other current liabilities</b>		<b>26,506,263</b>	<b>0</b>	<b>4,831,632</b>	<b>(763,872)</b>	<b>30,574,023</b>
Amounts shown above include GST (where applicable)						

A breakdown of contract liabilities and associated movements is provided on the following pages at Note 13 and 14

## KEY INFORMATION

## Provisions

Provisions are recognised when the City has a present legal or constructive obligation, as a result of past events, for which it is probable that an outflow of economic benefits will result and that outflow can be reliably measured. Provisions are measured using the best estimate of the amounts required to settle the obligation at the end of the reporting period.

## Employee Related Provisions

## Short-term employee benefits

Provision is made for the City's obligations for short-term employee benefits. Short-term employee benefits are benefits (other than termination benefits) that are expected to be settled wholly before 12 months after the end of the annual reporting period in which the employees render the related service, including wages, salaries and sick leave. Short-term employee benefits are measured at the (undiscounted) amounts expected to be paid when the obligation is settled. The City's obligations for short-term employee benefits such as wages, salaries and sick leave are recognised as a part of current trade and other payables in the calculation of net current assets.

## Other long-term employee benefits

The City's obligations for employees' annual leave and long service leave entitlements are recognised as employee related provisions in the statement of financial position.

Long-term employee benefits are measured at the present value of the expected future payments to be made to employees. Expected future payments incorporate anticipated future wage and salary levels, durations of service and employee departures and are discounted at rates determined by reference to market yields at the end of the reporting period on government bonds that have maturity dates that approximate the terms of the obligations. Any remeasurements for changes in assumptions of obligations for other long-term employee benefits are recognised in profit or loss in the periods in which the changes occur. The City's obligations for long-term employee benefits are presented as non-current provisions in its statement of financial position, except where the City does not have an unconditional right to defer settlement for at least 12 months after the end of the reporting period, in which case the obligations are presented as current provisions.

## Contract liabilities

An entity's obligation to transfer goods or services to a customer for which the entity has received consideration (or the amount is due) from the customer.

## Capital grant/contribution liabilities

Grants to acquire or construct recognisable non-financial assets to identified specifications be constructed to be controlled by the City are recognised as a liability until such time as the City satisfies its obligations under the agreement.

CITY OF ARMADALE  
SUPPLEMENTARY INFORMATION  
FOR THE PERIOD ENDED 31 MARCH 2025

OPERATING ACTIVITIES

13 GRANTS, SUBSIDIES AND CONTRIBUTIONS

Provider	Unspent grant, subsidies and contributions liability					Grants, subsidies and contributions revenue		
	Liability 1 July 2024	Increase in Liability	Decrease in Liability (As revenue)	Liability 31 Mar 2025	Current Liability 31 Mar 2025	Amended Budget Revenue	YTD Budget	YTD Revenue Actual
	\$	\$	\$	\$	\$	\$	\$	\$
<b>Grants and subsidies</b>								
City of Gosnells	0	222,371	(222,371)	0	0	377,900	283,410	222,371
Department of Biodiversity Conservation and Attractions	0	(75,000)	(75,000)	(75,000)	0	470,800	284,580	75,000
Department of Communities	0	256,426	(256,426)	0	0	395,200	326,853	256,426
Department of Fire and Emergency Services	0	128,710	(128,710)	0	0	207,000	155,250	128,710
Department of Planning, Lands & Heritage	0	0	0	0	0	139,500	101,440	0
Department of Treasury	0	753,592	(753,592)	0	0	270,000	202,500	753,592
Department of Local Government, Sport and Cultural Industries	0	21,481	(21,481)	0	0	160,000	116,590	21,481
Lotterywest	0	35,000	(35,000)	0	0	35,000	26,280	35,000
Main Roads Western Australia	0	589,471	(589,471)	0	0	590,800	443,070	589,471
Mindaroo Foundation	0	0	0	0	0	121,930	91,448	0
National Indigenous Australian Agency	0	165,531	(165,531)	0	0	160,000	119,970	165,531
Department of Education	0	379,790	(379,790)	0	0	0	0	379,790
Others	0	13,334	(13,334)	0	0	20,000	15,030	13,334
	0	2,490,706	(2,640,706)	(75,000)	0	2,948,130	2,166,421	2,640,706
<b>Contributions</b>								
DCP - Anstey Keane	0	102,536	(102,536)	0	0	242,300	181,710	102,536
DCP - North Forrestdale	0	389,201	(389,201)	0	0	490,600	367,920	389,201
Main Roads Western Australia	0	116,126	(116,126)	0	0	171,500	128,610	116,126
Other Local Governments	0	40,000	(40,000)	0	0	161,140	69,815	40,000
Others	(70,438)	360,506	(391,208)	(101,140)	0	243,137	182,353	391,208
	(70,438)	1,008,369	(1,039,071)	(101,140)	0	1,308,677	930,408	1,039,071
<b>TOTALS</b>	(70,438)	3,499,075	(3,679,777)	(176,140)	0	4,256,807	3,096,829	3,679,777

**Note:**  
Increase in liability reflects grants and contributions received.  
Decrease in liability reflects the City's expenditure ( application) of the grant and contributions.

CITY OF ARMADALE  
SUPPLEMENTARY INFORMATION  
FOR THE PERIOD ENDED 31 MARCH 2025

INVESTING ACTIVITIES

14 CAPITAL GRANTS, SUBSIDIES AND CONTRIBUTIONS

Provider	Capital grant/contribution liabilities					Capital grants, subsidies and contributions revenue		
	Liability	Increase in Liability	Decrease in Liability	Liability	Current Liability	Amended Budget	YTD	YTD Revenue
	1 July 2024	(As revenue)		31 Mar 2025	31 Mar 2025	Revenue	Budget	Actual
	\$	\$	\$	\$	\$	\$	\$	\$
<b>Capital grants and subsidies</b>								
ARENA (Australian Renewable Energy Agency)	(30,537)	0	(121,400)	(151,937)	(151,937)	121,400	88,000	121,400
Main Roads WA	551,596	(29,372)	(309,341)	212,883	212,883	2,168,600	1,635,530	309,341
Public Transport Authority WA	(86,498)	0	0	(86,498)	(86,498)	2,377,455	1,781,150	0
Department of Infrastructure, Transport, Regional Development and the Arts	(326,483)	2,133,565	(1,002,745)	804,337	804,337	3,105,940	2,265,000	1,002,745
Department of Local Government, Sport and Cultural Industries	(218,253)	165,000	(343,632)	(396,885)	(396,885)	1,541,530	1,129,720	343,632
WA Police	589,796	0	0	589,796	589,796	0	0	0
Department of Transport	115,481	9,000	(97,365)	27,116	27,116	355,100	258,000	97,365
Department of Education	0	292,510	0	292,510	292,510	0	0	0
Federal Department of Industry Science and Resources	0	0	0	0	0	175,000	0	0
	<b>595,102</b>	<b>2,570,703</b>	<b>(1,874,483)</b>	<b>1,291,321</b>	<b>1,291,321</b>	<b>9,845,025</b>	<b>7,157,400</b>	<b>1,874,483</b>
<b>Capital contributions</b>								
DCP Contribution Rexington Pty Ltd	320,500	(320,500)	0	0	0	0	0	0
PPL Liability	(6,500)	0	0	(6,500)	(6,500)	0	0	0
Developer Contribution	0	0	(16,159)	(16,159)	(16,159)	9,196,177	531,604	16,159
POS/Trust	0	0	(4,470)	(4,470)	(4,470)	496,090	100,000	4,470
Other Contributions	0	6,593	(6,593)	0	0	0	0	6,593
	<b>314,000</b>	<b>(313,907)</b>	<b>(27,222)</b>	<b>(27,129)</b>	<b>(27,129)</b>	<b>9,692,267</b>	<b>631,604</b>	<b>27,222</b>
<b>TOTALS</b>	<b>909,102</b>	<b>2,256,796</b>	<b>(1,901,705)</b>	<b>1,264,193</b>	<b>1,264,193</b>	<b>19,537,292</b>	<b>7,789,004</b>	<b>1,901,705</b>

**CITY OF ARMADALE  
SUPPLEMENTARY INFORMATION  
FOR THE PERIOD ENDED 31 MARCH 2025**

**15 TRUST FUND**

Funds held at balance date which are required by legislation to be credited to the trust fund and which are not included in the financial statements are as follows:

Description	Opening Balance 1 July 2024	Amount Received	Amount Paid	Closing Balance 31 Mar 2025
	\$	\$	\$	\$
Cash in Lieu - POS - Agreements	32,078	795	0	32,873
Cash in Lieu of Parking	252,913	6,267	0	259,179
POS - Precinct A - Westfield	89,529	2,218	0	91,748
POS - Precinct C - West Armadale	388,898	9,636	0	398,534
POS - Precinct F - Clifton Hills	239,549	5,936	0	245,484
POS - Precinct H - Mount Nasura	1,335,925	33,102	0	1,369,027
POS - Precinct N - Forrestdale	243,384	6,031	0	249,415
POS - Precinct O - Palomino	82,535	2,045	0	84,580
POS - Regional Recreation Infrastructure	577,810	14,317	0	592,127
POS Cash in Lieu - Suburb - Piara Waters	747,643	18,525	0	766,168
POS Cash in Lieu - Suburb - Kelmscott	101,741	2,521	0	104,262
POS Cash in Lieu - Suburb - Mount Richon	125,602	3,112	0	128,715
POS Cash in Lieu - Suburb - Armadale	317,201	7,860	0	325,061
POS Cash in Lieu - Suburb - Roleystone	91,413	2,265	0	93,678
POS Cash in Lieu - Suburb - Bedfordale	250,108	6,197	0	256,305
Nomination Deposits	240	0	(240)	0
Wungong Road Contribution Accounts	618,157	15,317	0	633,474
	<b>5,494,729</b>	<b>136,144</b>	<b>(240)</b>	<b>5,630,633</b>



CITY OF ARMADALE  
SUPPLEMENTARY INFORMATION  
FOR THE PERIOD ENDED 31 MARCH 2025

## 16 BUDGET AMENDMENTS

Amendments to original budget since budget adoption. Surplus/(Deficit)

Description	Council Resolution	Classification	Non Cash Adjustment \$	Increase in Available Cash \$	Decrease in Available Cash \$	Amended Budget Running Balance \$
<b>Budget adoption</b>						0
Surplus of 2023/2024		Opening surplus(deficit)		14,934,489		14,934,489
FAG grants received in advance in FY23/24		Operating revenue			(4,772,163)	10,162,326
Capital Expenditure - CFWD	CS3/8/24	Capital expenses			(21,679,120)	(11,516,794)
Operating expense - CFWD	CS3/8/24	Operating expenses			(4,845,810)	(16,362,604)
Increase in Tsf from Asset Renewal Reserve	CS3/8/24	Capital revenue		3,403,730		(12,958,874)
Increase in Tsf from Project Funds Rolled Over Reserve	CS3/8/24	Capital revenue		105,100		(12,853,774)
Increase in Tsf from Future Recreation Facilities Reserve	CS3/8/24	Capital revenue		1,000,000		(11,853,774)
Increase in Tsf from Waste Management Reserve	CS3/8/24	Capital revenue		1,329,180		(10,524,594)
Increase in Tsf from Future Project Funding Reserve	CS3/8/24	Capital revenue		1,260,980		(9,263,614)
Increase in Tsf from Kelmscott – Landscaping, Public Art and Bin Maintenance Reserve	CS3/8/24	Capital revenue		77,795		(9,185,819)
Increase in Tsf from Plant and Machinery Reserve	CS3/8/24	Capital revenue		108,400		(9,077,419)
Capital grants	CS3/8/24	Capital revenue		3,953,005		(5,124,414)
Sales proceeds	CS3/8/24	Capital revenue		35,600		(5,088,814)
DCP contribution	CS3/8/24	Non cash item	2,970,900			(2,117,914)
Increase in Tsf from Cashbacked Reserve - DCP	CS3/8/24	Capital revenue		2,970,900		852,986
Non- cash adjustment DCP	CS3/8/24	Non cash item	(2,970,900)			(2,117,914)
Cash in Lieu - POS	CS3/8/24	Capital revenue		116,090		(2,001,824)
Borrowings	CS3/8/24	Capital revenue		1,718,470		(283,354)
Operating Grant	CS3/8/24	Operating revenue		646,630		363,276
Increase in Tsf from Waste Management Reserve	CS3/8/24	Operating revenue		210,960		574,236
Capital Expenditure	Funded - Delegated Authority	Capital expenses			(253,310)	320,926
Capital grants - Road to Recovery	Funded - Delegated Authority	Capital revenue		253,310		574,236
CP983 Holden Road	Funded - Delegated Authority	Capital revenue		15,000		589,236
CP681 Streetscape Project	Funded - Delegated Authority	Capital expenses			(15,000)	574,236
CP949 Signage replacement program	Funded - Delegated Authority	Capital revenue		28,000		602,236
CP953 Pedestrian bridge renewal churchmans	Funded - Delegated Authority	Capital expenses			(28,000)	574,236
Charging station fee - AFAC	CS8/10/24	Operating revenue		24,600		598,836
Charging station fee - Administration building	CS8/10/24	Operating revenue		72,700		671,536
Operating expenses - AFAC	CS8/10/24	Operating expenses			(25,600)	645,936
Operating expenses - Administration building	CS8/10/24	Operating expenses			(71,700)	574,236
Program expenditure - Wungong River Project	Funded - Delegated Authority	Operating expenses			(552,000)	22,236
Operating grants - Wungong River Project	Funded - Delegated Authority	Operating revenue		255,600		277,836
Transfer to Reserve - Wungong River Project	Funded - Delegated Authority	Capital revenue		296,400		574,236
Transfer from Reserve - North Forrestdale DCP 3	Funded - Delegated Authority	Capital revenue		879,977		1,454,213
CP00230 - Forrestdale Sporting Pavilion	Funded - Delegated Authority	Capital expenses			(879,977)	574,236
General rates	Budget Review CS3/3/25	Operating revenue		600,000		1,174,236
Grants, subsidies and contributions	Budget Review CS3/3/25	Operating revenue		102,240		1,276,476
Fees and charges	Budget Review CS3/3/25	Operating revenue		970,100		2,246,576
Interest revenue	Budget Review CS3/3/25	Operating revenue		313,000		2,559,576
Employee costs	Budget Review CS3/3/25	Operating expenses			(263,040)	2,296,536
Materials and contracts	Budget Review CS3/3/25	Operating expenses			(1,092,000)	1,204,536
Utility charges	Budget Review CS3/3/25	Operating expenses			(200,000)	1,004,536
Other expenditure	Budget Review CS3/3/25	Operating revenue		3,792,700		4,797,236
Capital grants, subsidies and contributions	Budget Review CS3/3/25	Capital revenue		155,210		4,952,446
Developer Contribution Plans - Cash	Budget Review CS3/3/25	Capital revenue		1,239,000		6,191,446
Purchase of land and buildings	Budget Review CS3/3/25	Capital revenue		175,000		6,366,446
Purchase of plant and equipment	Budget Review CS3/3/25	Capital expenses			(350,000)	6,016,446
Purchase of furniture and equipment	Budget Review CS3/3/25	Capital expenses			(30,000)	5,986,446
Purchase and construction of infrastructure-roads	Budget Review CS3/3/25	Capital expenses			(731,815)	5,254,631
Purchase and construction of infrastructure-other	Budget Review CS3/3/25	Capital expenses			(636,000)	4,618,631
Proceeds from new borrowings	Budget Review CS3/3/25	Operating expenses			(3,954,700)	663,931
Transfers from reserve accounts	Budget Review CS3/3/25	Operating revenue		175,000		838,931
				<b>45,729,566</b>	<b>(44,890,635)</b>	<b>838,931</b>

Major Projects (> \$250k)- FY 24/25 CAPEX Program (inc CFwds) with Funding Sources March 2025	Total Budget \$	Adopted Budget FY 24/25 \$	Cfwd Budget FY 25 \$	Committed Mar 25 \$	Actual Mar 25 \$	Actual & Committed \$	Funding Sources
<b>Buildings</b>							
Forrestdale Sporting Precinct	7,132,747	6,738,977	393,770	6,916,558	40,030	6,956,588	All Funding
Morgan Park ( Major )	5,673,200	3,902,300	1,770,900	148,236	314,336	462,572	Reserve/Loan/Grant
Depot Workshop - Design	2,196,890	1,686,000	510,890	0	78,730	78,730	Reserve
Piara Waters Library ( Major )	1,324,700	0	1,324,700	101,248	364,629	465,877	Loans
Springdale Pavilion changeroom	975,130	406,600	568,530	86,486	62,884	149,370	Grant/Municipal
Hilbert District Community Centre Design	600,000	0	600,000	0	0	0	Reserve
ARRR Stage 1 ( Netball Basketball)	500,000	0	500,000	83,764	0	83,764	Reserve
Central Park Plan and Design	500,000	500,000	0	205,925	260,219	466,144	Reserve
Gwynne Park - Design	500,000	0	500,000	351,002	46,386	397,388	Reserve
Animal Compound Works	454,950	0	454,950	102,134	41,386	143,519	Reserve
Roleystone Theatre ( Major )	412,600	0	412,600	162,310	121,604	283,914	Reserve
Roleystone Karragullen BushFire ( Major)	407,900	0	407,900	0	4,225	4,225	Municipal
Champion Lakes Community Centr ( Major )	382,380	0	382,380	1,701	382,854	384,555	Reserve
Fletcher Park (Wallangara Pony)	357,000	357,000	0	170,409	643	171,053	Municipal
Gwynne Park Tennis Club Lights	350,000	0	350,000	8,632	221,470	230,102	Grant
<b>Furniture &amp; Equipment</b>							
RFID Lockers AFAC	275,000	0	275,000	0	275,000	275,000	Reserve
<b>Infrastructure - Pathways</b>							
Forrestdale Business Park East - Design and Co	772,500	772,500	0			0	
<b>Landfill Cell</b>							
Landfill Closure and Capping	1,460,900	1,460,900	0	24,048	21,766	45,814	Reserve
<b>Parks &amp; Reserves</b>							
Playground Replacement Program	1,346,400	1,346,400	0	1,284,404	25,370	1,309,774	Municipal
Jull and civic space upgrades LRCI & Mun	1,267,360	0	1,267,360	7,450	80,404	87,854	Grant/Municipal
Piara Waters Secondary College Netball Court	1,000,000	1,000,000	0	0	0	0	DCP
Morgan Park Lighting and retic works	716,150	0	716,150	114,603	581,153	695,756	Grant/Municipal
Fixed Sports Equipment Replacement Prg	472,700	472,700	0	0	5,536	5,536	Municipal
Guerin Park	471,000	471,000	0	0	10,845	10,845	Reserve
Piara Waters Netball-Lighting & Changerooms	450,000	450,000	0	0	0	0	DCP
Site main switch boards renewal program	375,800	0	375,800	0	31,397	31,397	Reserve

Major Projects (> \$250k)- FY 24/25 CAPEX Program (inc CFwds) with Funding Sources March 2025	Total Budget \$	Adopted Budget FY 24/25 \$	Cfwd Budget FY 25 \$	Committed Mar 25 \$	Actual Mar 25 \$	Actual & Committed \$	Funding Sources
Hilbert South West Sports Ground (Cell J) - Stage 1 Ovals	350,000	350,000	0	0	0	0	Dev WA DCP
Property - Wirra Willa Park	345,000	345,000	0	94,602	245,882	340,484	Reserve
LED sports Lighting Cross Park	310,650	0	310,650	32,213	92,832	125,045	Grant/Municipal
Irrigation Replacement Program	260,000	260,000	0	0	23,581	23,581	Municipal
Decorative StreetLights	250,000	250,000	0	0	0	0	Reserve
Fancote Stage 1 Upgrade	250,000	250,000	0	91,225	7,450	98,675	POS/Trust/Municipal
North Forrestdale SAR Bridge Renewal Prg	250,000	250,000	0	0	4,500	4,500	Reserve
<b>Pathways</b>							
Railway Ave (Westfield to Lake)	1,529,300	1,529,300	0	0	0	0	Grant
Railway Ave (Ryland to Bray)	1,519,100	1,519,100	0	0	0	0	Reserve/Grant
Pathway Renewal- Various Projects	844,300	425,300	419,000	73,374	67	73,441	Municipal, Municipal
New Footpaths - Design & Construct	518,080	0	518,080	58,204	348,029	406,233	Municipal
Railway Ave Shared Path PSP - Design	350,000	0	350,000	66,874	92,311	159,185	Grant
<b>Plant &amp; Machinery</b>							
Various Fleets & Plants	2,333,000	2,189,000	144,000	522,457	1,063,233	1,585,690	Reserve/Sale Proceed
<b>Plant and equipment</b>							
AFAC Heat Pump	350,000	350,000	0			0	
<b>Roads</b>							
Mason Road Warton to Southhampton	2,161,400	661,400	1,500,000	0	0	0	DCP
Road Renewal - Eighth Rd ( Major )	925,000	0	925,000	91,315	0	91,315	DCP
Alexwood Dr(Chainage 1090-Chainage 1290)	681,600	681,600	0	86,219	0	86,219	Municipal
Piara Waters Oval CarPark	656,500	306,500	350,000	0	0	0	Grant
Brookton Hwy & Hill St Int (State)	534,800	534,800	0	254,421	0	254,421	Grant/Municipal
Nicholson Rd / Easthope LinkAgbs	430,700	430,700	0	0	5,465	5,465	Grant/Municipal
Mason Road Upgrade - Land	351,000	14,000	337,000	0	0	0	DCP
Croyden Rd (Chainage 1860 To Chainage 2460)	350,800	350,800	0	0	0	0	Grant/Municipal
Street Lighting- Renewal Project (TBD)	337,010	0	337,010	252,977	15,000	267,977	Reserve
Skeet Rd / Keane Rd SBS	335,000	335,000	0	76,073	2,830	78,903	Grant/Municipal
Skeet Road, Harrisdale FY24	329,970	0	329,970	0	0	0	Grant
Bridge Renewal	303,800	303,800	0	0	0	0	Grant

Major Projects (> \$250k)- FY 24/25 CAPEX Program (inc CFwds) with Funding Sources March 2025	Total Budget \$	Adopted Budget FY 24/25 \$	Cfwd Budget FY 25 \$	Committed Mar 25 \$	Actual Mar 25 \$	Actual & Committed \$	Funding Sources
Wright Rd / Columbia Pwy SBS	257,600	257,600	0	2,837	21,820	24,657	Grant/Municipal
<b>Waste Infrastructure</b>							
Relocate Vehicle Washbay	1,155,300	0	1,155,300	0	7,795	7,795	Reserve
<b>Total</b>	<b>48,645,217</b>	<b>31,158,277</b>	<b>17,486,940</b>	<b>11,471,700</b>	<b>4,901,661</b>	<b>16,373,361</b>	

Rates Written Off  
for Batch No: 2361-Apr-25  
10:10:06 am

<u>Assess#</u>	<u>Property Address</u>	<u>Amount</u>
1692	21 Abbey Rd, Armadale	-3.60
2860	30 Nelson St, Bedfordale	-2.05
3268	232 Albany Hwy, Bedfordale	-0.30
3975	3187 Albany Hwy, Armadale	-0.27
4076	3107 Albany Hwy, Armadale	-0.24
4125	70 Nelson St, Bedfordale	-0.95
5276	86 Carawatha Av, Mount Nasura	-0.39
5799	3129 Albany Hwy, Armadale	-0.50
6935	68 Angelo St, Armadale	-0.02
7199	18 Angelo St, Armadale	-3.22
7252	10 Angelo St, Armadale	-0.21
7446	36A Angelo St, Armadale	-0.10
7595	37 Angorra Rd, Mount Nasura	-2.12
8975	6 Ballina Way, Armadale	-0.03
9080	4 Barellan Ct, Armadale	-0.90
9797	22 Bavich Rd, Armadale	-0.61
10287	17 Bilkurra Way, Mount Nasura	-3.68
10417	18 Binburra Way, Mount Nasura	-2.96
11784	17 Brumby Pl, Armadale	-0.06
11897	20 Brumby Pl, Armadale	-0.20
12097	17 Burndale Rd, Mount Richon	-1.08
12740	3 Burrowa St, Armadale	-0.03
13396	2A Cabarita Rd, Armadale	-0.20
13675	26 Canns Rd, Mount Nasura	-0.01
13954	28 Carawatha Av, Mount Nasura	-1.05
14055	35 Carawatha Av, Mount Nasura	-0.96
15188	8 Carringal Pl, Armadale	-3.33
15287	72 Williams Rd, Armadale	-3.27
15647	18 Chamberlain Way, Armadale	-0.85
16045	2/26 Church Av, Armadale	-1.46
16720	34 Cohuna Dr, Armadale	-2.36
17079	11 Coolabah Dr, Mount Nasura	-0.68
17196	5 Kootingal Rd, Armadale	-0.02
17213	9 Kootingal Rd, Armadale	-0.20
17461	24 Kootingal Rd, Armadale	-0.31
18332	8 Cowan St, Armadale	-3.61
18364	14 Cowan St, Armadale	-0.90
19483	54 Dawson St, Armadale	-0.22
19663	35 Dawson St, Armadale	-4.38
21038	11 Devereux St, Armadale	-3.53
21399	30 Dew St, Forrestdale	-1.00
21727	105 Doorigo Rd, Armadale	-0.93
22012	Yannawah View, Haynes	-0.10
22571	864 Armadale Rd, Forrestdale	-2.08
22828	46 Dumsday Dr, Forrestdale	-2.59
23082	26 Dural Way, Armadale	-0.40
23573	11 Edgeroi Way, Armadale	-0.26
24133	9 Tait St, Armadale	-4.02
24494	6 Gribble Av, Armadale	-1.54
24999	81 Eighth Rd, Armadale	-4.77
26939	8A Fifth Rd, Armadale	-0.79
27008	57A Fifth Rd, Armadale	-1.13
28686	126 Forrest Rd, Armadale	-0.49
30128	27 Fourth Rd, Armadale	-1.01
30443	31 Friar Rd, Armadale	-0.06
30786	8 Galong Pl, Armadale	-1.96
32140	11 Gynea Ct, Armadale	-3.45
32627	7 Harrison Rd, Mount Richon	-0.18
32910	7 Haslemere Dr, Mount Nasura	-0.69
33255	9 Haynes Ct, Armadale	-0.62



Rates Written Off  
for Batch No: 236

1-Apr-25  
10:10:06 am

<u>Assess#</u>	<u>Property Address</u>	<u>Amount</u>
33831	6 Ikara Pl, Armadale	-0.52
33962	11 Ironcap Pl, Armadale	-0.20
34081	Springfield Rd, Bedfordale	-0.89
34770	33 Jannali Way, Armadale	-2.03
35051	11 John St, Armadale	-0.30
36099	28 Keenan St, Wungong	-1.19
37857	21A Little John Rd, Armadale	-1.73
37988	60 Little John Rd, Armadale	-0.42
38926	5 Looranah St, Mount Nasura	-3.15
39586	16 McKeown Ct, Armadale	-0.77
40080	27 Marian Av, Armadale	-0.56
40747	9 Mogo St, Armadale	-0.60
41343	16 Mornington St, Armadale	-2.52
41406	5 Angorra Rd, Mount Nasura	-0.11
41618	7 Namoi Pl, Armadale	-0.20
41753	3 Nattai Ct, Armadale	-0.64
42589	459 Nicholson Rd, Forrestdale	-3.30
42886	16 Numulgi St, Armadale	-0.99
45472	3 Phylma St, Armadale	-3.07
45666	16 Pigott St, Armadale	-0.31
45698	10 Pigott St, Armadale	-0.73
47151	4/88 Church Av, Armadale	-4.13
47903	1 Offord St, Armadale	-0.27
48086	8 Rigden St, Armadale	-0.51
48171	3 Robe Pl, Armadale	-0.01
48284	3 Robin Ct, Armadale	-1.11
49006	2 Lathwell St, Armadale	-0.01
49466	279 Railway Av, Armadale	-0.38
50154	12 Seventh Rd, Armadale	-0.79
50645	34 Terrigal Way, Armadale	-0.50
51728	4 Sherbourne Way, Armadale	-0.10
52031	13 Sinclair St, Armadale	-4.85
52617	5/40 Lensham Pl, Armadale	-0.08
52685	12/40 Lensham Pl, Armadale	-1.46
53443	154 South Western Hwy, Mount Richon	-0.10
53687	116 South Western Hwy, Mount Richon	-1.43
55019	13 Tambulam Way, Armadale	-1.57
55348	26 Tarrawan Rd, Armadale	-3.00
55415	9 Tarrawan Rd, Armadale	-2.11
55578	30 Taylor Rd, Forrestdale	-0.65
56142	8B Thomas St, Armadale	-0.17
56390	12 Walcha Way, Armadale	-0.90
56499	43 Challis Rd, Armadale	-0.50
56598	28 Tomah Rd, Armadale	-2.01
56863	22 Toongabbie Way, Armadale	-0.07
57176	21 Townley St, Armadale	-0.53
58295	57 Galliers Av, Armadale	-4.80
58542	4 Umina Pl, Armadale	-1.50
58673	9 Urana Rd, Armadale	-0.41
59431	81 Wallangarra Dr, Bedfordale	-0.90
60656	Werndley St, Armadale	-0.59
60854	4 Commercial Rd, Forrestdale	-0.69
61365	4 Westminster Ct, Armadale	-0.40
62367	42 Williams Rd, Armadale	-3.77
63008	43 Winchester Rd, Armadale	-2.09
63549	3 Shepherd Ct, Harrisdale	-0.14
63931	61 Wungong Rd, Armadale	-3.13
64573	15 Abingdon Pl, Kelmscott	-1.20
64686	6 Adair Av, Mount Nasura	-0.09
64771	1 Adelina Ct, Camillo	-4.22



Rates Written Off  
for Batch No: 236

1-Apr-25  
10:10:06 am

<u>Assess#</u>	<u>Property Address</u>	<u>Amount</u>
64915	10 Adelina Ct, Camillo	-1.80
65557	2961 Albany Hwy, Kelmscott	-3.74
67222	21 Amanda Dr, Camillo	-1.29
68864	1 Banksia Rd, Camillo	-0.83
69640	15 Biala St, Kelmscott	-0.96
69965	10 Blackwood Dr, Mount Nasura	-0.75
70009	15 Blackwood Dr, Mount Nasura	-0.43
72229	22 Buckingham Rd, Kelmscott	-0.30
73168	8 Bunney Rd, Kelmscott	-1.05
74908	48 Clenham Way, Kelmscott	-0.20
75649	96 Clifton St, Kelmscott	-2.26
75996	20 Cobham Way, Camillo	-3.75
76132	6 Community Dr, Camillo	-2.67
76510	2 Melody St, Kelmscott	-0.20
77067	13 David St, Kelmscott	-0.19
77328	31 Delamere Way, Camillo	-0.60
77940	8 Doradel Av, Mount Nasura	-0.47
79782	3 Felgate Ct, Camillo	-0.25
80894	1 Lindley Av, Kelmscott	-0.11
81751	7 Gertrude Av, Champion Lakes	-0.20
82442	19 Grade Rd, Kelmscott	-0.25
83917	16 Gunnamatta Pl, Kelmscott	-2.95
85038	8 Hollybush Way, Kelmscott	-3.14
85367	14B Huxley Ct, Camillo	-0.89
85371	12 Huxley Ct, Camillo	-2.57
85452	4 Jason Ct, Kelmscott	-0.91
85939	16 Kevin Rd, Kelmscott	-3.86
86418	6 Kurrajong Way, Camillo	-0.04
88129	3 Vistula Tce, Kelmscott	-1.00
88363	92 Clifton St, Kelmscott	-0.59
88610	15 Marmion St, Kelmscott	-0.64
89496	79 Merilee Tce, Kelmscott	-0.10
89757	45A Merilee Tce, Kelmscott	-1.06
90017	3 Meyer Cl, Kelmscott	-0.30
90102	8 Millen St, Mount Nasura	-0.33
90580	71 Millen St, Mount Nasura	-0.88
91190	1 Biala St, Kelmscott	-0.11
92782	11 Olmar Pl, Kelmscott	-4.10
92912	5 Orme Ct, Kelmscott	-0.11
94033	33 Parkfield Rd, Kelmscott	-0.20
94407	48 Paterson Rd, Mount Nasura	-0.43
95049	3 Penny Pl, Kelmscott	-0.48
96681	9 Reeves Ct, Kelmscott	-0.11
97683	5 Rowley St, Kelmscott	-0.82
97782	4 Ryland Rd, Kelmscott	-0.31
97976	36 St Georges Av, Champion Lakes	-3.58
99079	11 Arnott Ct, Kelmscott	-0.13
99114	51 Schruth St, Kelmscott	-0.27
100759	4 Sidcup Way, Kelmscott	-0.80
101337	8 Slee Av, Kelmscott	-3.86
101599	9 Ulyott St, Kelmscott	-0.20
101959	11 Steve St, Kelmscott	-0.22
102361	80 Streich Av, Kelmscott	-0.13
102389	78 Streich Av, Kelmscott	-2.09
103692	34 Third Av, Kelmscott	-0.50
104630	49 Ravenscroft Way, Kelmscott	-0.10
104810	5 Kidbroke Pl, Kelmscott	-1.11
105727	67 Third Av, Kelmscott	-0.10
105777	90 Third Av, Kelmscott	-0.42
106274	59 Tollington Park Rd, Kelmscott	-4.26

Rates Written Off  
for Batch No: 2361-Apr-25  
10:10:06 am

<u>Assess#</u>	<u>Property Address</u>	<u>Amount</u>
106391	38 Tranquil Rd, Kelmscott	-1.99
107032	256 Urch Rd, Roleystone	-3.55
107244	35 Valentine Rd, Kelmscott	-3.73
107311	34 Valentine Rd, Kelmscott	-4.12
107852	33 Vistula Tce, Kelmscott	-3.50
108296	26 Wandoo St, Mount Nasura	-3.55
109563	49 Tewson Rd, Camillo	-1.51
109577	47 Tewson Rd, Camillo	-0.03
109662	88 Grovelands Dr, Camillo	-1.21
110017	8 Cressida Way, Camillo	-0.91
111677	10 Malu Ct, Camillo	-3.49
112124	44 Westfield Rd, Kelmscott	-0.46
112291	58 Westfield Rd, Kelmscott	-0.85
113518	4 Wright Pl, Kelmscott	-0.46
113702	18 Ypres Rd, Camillo	-2.53
113996	6 Boronia Cl, Camillo	-0.13
114966	2 Cobham Way, Camillo	-2.85
115413	126 Chevin Rd, Roleystone	-0.23
116271	11 Berrima Rd, Roleystone	-0.75
117845	512 Brookton Hwy, Roleystone	-3.24
118027	22 Croyden Rd, Roleystone	-0.22
118162	683 Brookton Hwy, Roleystone	-0.31
118667	5 Knuckey Ct, Roleystone	-1.18
119330	1615 Canning Rd, Karragullen	-0.54
119916	38 Contour Rd, Roleystone	-1.42
121363	3 Garland Rd, Roleystone	-2.66
121575	11 George Rd, Roleystone	-0.24
122153	26 Hall Rd, Roleystone	-0.21
122509	72 Hawkstone Rd, Roleystone	-0.48
122793	2 Russelia Way, Roleystone	-0.15
123600	30 Hill Rd, Roleystone	-1.30
123646	47 Hill Rd, Roleystone	-1.73
124896	5 Jarrah Rd, Roleystone	-3.14
124945	1 Andreas Rd, Roleystone	-2.04
125163	26 Kurrajong St, Roleystone	-0.17
125361	33 Lenore St, Roleystone	-1.77
125569	6 Leschenaultia St, Roleystone	-1.03
126408	1 Mann Pl, Roleystone	-0.60
127266	7 Orana Way, Roleystone	-0.61
128862	5 Pound Pl, Roleystone	-0.50
129549	15 Raeburn Rd, Roleystone	-3.77
129747	40 Robinson Rd, Roleystone	-0.68
129751	89 Hill Rd, Roleystone	-0.29
130124	38 School Rd, Karragullen	-1.51
130516	7 Soldiers Rd, Roleystone	-0.15
130994	6 Spring Rd, Roleystone	-4.42
132132	73 Tyers Rd, Roleystone	-0.54
133166	52 Valley View Rd, Roleystone	-1.94
133364	4 Welch Rd, Roleystone	-4.84
133544	21 Westborne Rd, Roleystone	-1.23
134609	1 Joyner Way, Armadale	-0.66
134974	34 Henrietta Av, Mount Nasura	-0.01
135223	10/338 Streich Av, Armadale	-0.10
135340	23 Frys Lane, Armadale	-0.50
136126	1 Arbour Pl, Kelmscott	-0.22
136356	23 Arbour Pl, Kelmscott	-0.50
136487	7 Greenwood Ct, Kelmscott	-0.01
137015	81 Carawatha Av, Mount Nasura	-4.94
137097	163 Champion Dr, Camillo	-4.61
137376	127 Grovelands Dr, Camillo	-4.44



Rates Written Off  
for Batch No: 2361-Apr-25  
10:10:06 am

<u>Assess#</u>	<u>Property Address</u>	<u>Amount</u>
137592	18 Faraday St, Camillo	-0.08
137998	6 Midhurst St, Camillo	-0.94
138099	2 Dyson Ct, Camillo	-2.61
138148	3 Midhurst St, Camillo	-0.10
138297	13 Heron Ct, Camillo	-0.45
140135	7 Sapling Way, Camillo	-1.17
140581	16 Elm Cl, Camillo	-3.57
142535	106 McNeill Rd, Champion Lakes	-0.49
143000	11 Liliika St, Armadale	-4.70
143109	26 Liliika St, Armadale	-2.12
143492	74 Girraween St, Armadale	-0.20
143802	9 Lateritia Ct, Kelmscott	-0.13
144309	30 Palomino Pl, Champion Lakes	-0.91
145220	35 Onyx Rd, Mount Richon	-0.27
147224	5 Galahad Pl, Camillo	-1.79
147422	15 Guinivere Way, Camillo	-0.58
147535	22 Guinivere Way, Camillo	-4.23
149264	15 Dixie Rd, Kelmscott	-3.97
149327	31 Mackie Rd, Roleystone	-0.32
149822	21 Inverness Cir, Camillo	-1.68
150281	7 Tweed Cl, Camillo	-3.21
150934	336 Albany Hwy, Bedfordale	-0.41
152960	13 Rushton Tce, Mount Nasura	-0.27
153110	5 Rushton Tce, Mount Nasura	-1.44
153502	2861 Albany Hwy, Kelmscott	-0.68
154077	4/8 Arnott Ct, Kelmscott	-0.88
154112	50 Ninth Rd, Hilbert	-3.18
156346	48 Mackie Rd, Roleystone	-3.22
158859	9A Clarence Rd, Armadale	-0.10
159027	29 St Vincent St, Bedfordale	-3.22
160571	15 Mandarin Way, Seville Grove	-1.37
160698	8 Strawberry Dr, Seville Grove	-0.08
161640	7 Minneola Rd, Seville Grove	-0.26
161690	4 Tangelo Ct, Seville Grove	-1.04
162098	60 Townley St, Armadale	-3.90
162165	4 Mill Pl, Armadale	-0.20
162359	6 Bell Ct, Armadale	-0.10
162511	69 Townley St, Armadale	-2.43
162953	7 Morrell Way, Armadale	-2.26
165751	7 Harber Dr, Armadale	-3.78
166537	1/36 Owtram Rd, Armadale	-0.10
166749	5/7 Keates Rd, Armadale	-2.78
166753	6/7 Keates Rd, Armadale	-2.88
166785	227 Railway Av, Kelmscott	-0.10
166901	14/99 Owtram Rd, Armadale	-4.35
167016	10/86 Westfield Rd, Kelmscott	-4.36
168167	5 Mundanup Cl, Kelmscott	-4.90
168612	10/99 Owtram Rd, Armadale	-0.20
169632	15 San Jacinta Rd, Seville Grove	-1.05
169943	7 Dancy Way, Seville Grove	-3.25
170889	12 Powell Cr, Brookdale	-0.44
171007	21 Grafham Rd, Brookdale	-0.09
171647	11 Chadwick Pde, Brookdale	-2.10
171859	14B Junee Pl, Armadale	-0.58
172081	13 Craigie Pl, Seville Grove	-3.88
172112	7 Craigie Pl, Seville Grove	-0.98
172423	100 Strawberry Dr, Seville Grove	-2.80
172540	25 Braemore St, Seville Grove	-0.23
172883	8 Symes Cl, Seville Grove	-2.11
173358	9/93 Seventh Rd, Armadale	-0.20

Rates Written Off  
for Batch No: 2361-Apr-25  
10:10:06 am

<u>Assess#</u>	<u>Property Address</u>	<u>Amount</u>
173669	99 Brookton Hwy, Mount Nasura	-0.45
174233	10 Silverhill Loop, Seville Grove	-1.01
174332	27 Silverhill Loop, Seville Grove	-0.21
174661	12 Regan Pl, Seville Grove	-2.24
174742	81 Brown Cr, Seville Grove	-1.31
174891	19 Morgan Rd, Seville Grove	-0.31
176241	6 Lemon Gr, Seville Grove	-0.18
176304	26 Lemon Gr, Seville Grove	-0.46
176962	0 Redtail Lane, Roleystone	-0.01
177059	9 Piesse Pl, Seville Grove	-0.64
177257	68 Chidzey Dr, Seville Grove	-0.21
178542	2/33 Gillam Dr, Kelmscott	-0.56
179021	4 Emu Rd, Brookdale	-0.12
179891	76 Powell Cr, Brookdale	-3.18
180151	30 Cockatoo Pl, Brookdale	-3.67
180250	11 Magpie Pl, Brookdale	-1.04
180953	1 Numbat Ct, Brookdale	-1.94
181103	46 Chidzey Dr, Seville Grove	-2.88
185525	158 Brown Cr, Seville Grove	-0.22
187385	12 Kara Ct, Seville Grove	-0.11
187763	4 Quokka Elb, Brookdale	-3.52
188288	27 Harber Dr, Armadale	-1.84
188585	Chadwick Pde, Brookdale	-4.62
188602	2A Bronzewing Ct, Brookdale	-0.15
189127	9 Cosgrove Ct, Seville Grove	-0.12
189131	11 Cosgrove Ct, Seville Grove	-3.07
189145	13 Cosgrove Ct, Seville Grove	-1.00
189569	5 Kingfisher View, Brookdale	-0.22
190734	57 Farmer Av, Brookdale	-0.33
190833	32 Honeyeater Rtt, Brookdale	-2.47
190978	3 Honeyeater Rtt, Brookdale	-0.11
191641	66 Bodicoat Dr, Brookdale	-2.88
191867	43 Bodicoat Dr, Brookdale	-1.92
192201	6 Eaglehawk Gr, Brookdale	-2.76
193730	10B Coran Pl, Camillo	-0.20
193811	0 Centre Rd, Camillo	-0.09
193843	308 Albany Hwy, Bedforddale	-0.64
195009	5/24 Badbury Rd, Armadale	-0.60
195360	43 Hickson Av, Armadale	-0.06
195586	24 Gaze Ct, Armadale	-2.28
196196	46 Brown Cr, Seville Grove	-1.51
197837	8 Troon Pl, Camillo	-4.54
197918	43 Inverness Cir, Camillo	-0.79
197990	4 Skye Cl, Camillo	-1.29
198500	1/36-40 Commerce Av, Armadale	-1.44
199057	11 Emperor Cl, Seville Grove	-1.90
199188	101 Riverside Lane, Seville Grove	-3.19
199516	3 Beales Ct, Roleystone	-3.08
200363	20 Gaze Ct, Armadale	-0.74
200462	3/3 Marsh Rd, Mount Richon	-0.59
201202	12 Avarl Pl, Armadale	-1.18
201216	10 Avarl Pl, Armadale	-0.02
201509	2 Greengage Ct, Armadale	-1.04
202042	36/25 Dale Rd, Armadale	-1.24
202682	39 Old Admiral Lane, Bedforddale	-0.08
202880	4 Billing Pl, Mount Richon	-1.04
203238	24 Orana Way, Roleystone	-2.04
203549	3A Mogo St, Armadale	-0.88
203602	108 Lowanna Way, Armadale	-0.78
204406	16 Navel Cl, Seville Grove	-0.54

Rates Written Off  
for Batch No: 2361-Apr-25  
10:10:06 am

<u>Assess#</u>	<u>Property Address</u>	<u>Amount</u>
204799	35 Twelfth Rd, Haynes	-0.44
206478	60 Strawberry Dr, Seville Grove	-1.08
206842	20 Tangerine Cl, Seville Grove	-0.31
207222	126 Holden Rd, Roleystone	-2.29
207664	75 Ralphs St, Seville Grove	-4.02
208945	85 Seminole Gdns, Seville Grove	-2.67
209000	73 Seminole Gdns, Seville Grove	-2.36
209438	23 Cooliabbera Dr, Mount Richon	-3.86
209901	12 Pheasant Cl, Seville Grove	-0.51
210437	280 Peet Rd, Roleystone	-0.09
211051	6/25 Canns Rd, Bedfordale	-0.33
211100	11/25 Canns Rd, Bedfordale	-0.35
211128	13/25 Canns Rd, Bedfordale	-0.11
211178	18/25 Canns Rd, Bedfordale	-0.01
211574	8 Joppa Ct, Seville Grove	-0.65
212071	18 Jaffa Cl, Seville Grove	-3.10
213398	143 Seventh Rd, Armadale	-0.05
214205	3 Sophia Gr, Roleystone	-4.27
215031	10 Sophia Gr, Roleystone	-0.40
215437	259 Heritage Dr, Roleystone	-1.96
215829	593 Brookton Hwy, Roleystone	-0.28
215833	595 Brookton Hwy, Roleystone	-0.10
216178	4 Banjo Cl, Seville Grove	-0.31
217657	17 Billing Pl, Mount Richon	-0.45
217742	31 Talus Dr, Mount Richon	-0.29
217922	6 Jobson Loop, Brookdale	-0.23
218352	4 Hastie Cl, Brookdale	-1.87
219732	63 Talus Dr, Mount Richon	-0.30
219895	40 Talus Dr, Mount Richon	-0.42
220056	2/8 Rundle St, Kelmscott	-0.97
220060	3/8 Rundle St, Kelmscott	-1.05
220074	4/8 Rundle St, Kelmscott	-1.34
220317	61 Ralphs St, Seville Grove	-4.76
220321	63 Ralphs St, Seville Grove	-3.55
220777	8 Bedfordale Hill Rd, Mount Richon	-0.89
221080	9/91 Champion Dr, Kelmscott	-0.14
221779	24 Skua Gr, Seville Grove	-1.12
222393	18 Richon Hts, Mount Richon	-0.40
222735	1 Horsemans View, Roleystone	-1.30
222753	8 Horsemans View, Roleystone	-1.70
222915	22 Starlight Pass, Seville Grove	-0.56
223200	12 McCubbin Loop, Seville Grove	-0.34
223331	30 Starlight Pass, Seville Grove	-1.52
224216	7 Country Club Av, Roleystone	-0.48
225993	87 Riverside Lane, Seville Grove	-0.25
226585	8 Ensign Dale, Kelmscott	-0.25
228250	28A Slee Av, Kelmscott	-3.76
228638	2 Labyrinth Cl, Kelmscott	-0.62
228854	12 Hilltop Pl, Kelmscott	-0.41
229202	23 Rubida Rise, Roleystone	-0.58
229482	17 Albens Vale, Roleystone	-3.33
230035	68 Croyden Rd, Roleystone	-0.38
230120	17 Brant Rd, Kelmscott	-1.31
230463	9/2 Gillam Dr, Kelmscott	-2.95
231497	8/31 Third Av, Kelmscott	-0.92
231807	6B Kendal Ct, Camillo	-2.22
232174	19 Allwood Av, Hilbert	-1.14
233437	3/25 Gillam Dr, Kelmscott	-3.70
234736	5 Ralphs St, Seville Grove	-2.45
236578	15 Kestrel Cir, Brookdale	-2.10

Rates Written Off  
for Batch No: 2361-Apr-25  
10:10:06 am

<u>Assess#</u>	<u>Property Address</u>	<u>Amount</u>
237520	3/91 Champion Dr, Kelmscott	-0.33
239542	255 Irymple Rd, Karragullen	-0.30
242478	3/14 Coralie Ct, Armadale	-0.27
243385	Waterwheel Rd, Bedfordale	-0.71
244341	16 Salamanca Bvd, Seville Grove	-0.50
244977	23 Viana Loop, Seville Grove	-0.19
245884	7 Aulini Dr, Bedfordale	-2.85
246066	23 Cabra Av, Seville Grove	-4.95
246098	2 Burgos Link, Seville Grove	-0.41
246381	4/67-69 Braemore St, Seville Grove	-2.39
247121	25 Edinburgh Rd, Seville Grove	-3.39
247171	15 Edinburgh Rd, Seville Grove	-4.37
247482	309 Westfield Rd, Seville Grove	-1.15
247739	30 Notting Hill Dr, Roleystone	-0.47
247838	32A Valentine Rd, Kelmscott	-0.49
247892	4 Kookaburra St, Seville Grove	-3.16
249666	2 Milano Loop, Seville Grove	-0.23
249800	7 Milano Loop, Seville Grove	-0.50
249981	27 Hesketh Av, Seville Grove	-0.12
249995	25 Hesketh Av, Seville Grove	-0.55
250142	39 Isaba Pwy, Seville Grove	-1.76
250453	Leworthy Loop, Karragullen	-2.57
250516	Leworthy Loop, Karragullen	-0.16
251310	17 Merida Turn, Seville Grove	-3.88
251374	6 Lugo Way, Seville Grove	-0.14
251522	43 Poad St, Seville Grove	-1.20
252461	24 Fulmar Way, Seville Grove	-0.09
253116	26 Highland Rise, Piara Waters	-0.49
253526	45 Birmingham Pde, Piara Waters	-0.33
254217	17 Ticklie Rd, Seville Grove	-0.47
254253	4 Vallota Pass, Seville Grove	-4.85
255255	128 Wright Rd, Harrisdale	-2.54
255728	10 Donegal Ct, Seville Grove	-3.41
256027	34A Norman Rd, Roleystone	-1.00
256293	32 Caduceus Way, Hilbert	-1.40
256900	19 Aulini Dr, Bedfordale	-1.06
257295	26 Blissett Dr, Bedfordale	-0.15
257605	15 Birmingham Pde, Piara Waters	-0.75
258003	2 Turin Lane, Piara Waters	-0.31
258756	57 Vermilion Bvd, Hilbert	-0.01
259235	5 Surman Pl, Roleystone	-0.16
259875	15 Cheltenham App, Harrisdale	-1.43
261119	11 Arania Pl, Bedfordale	-3.30
261664	13 Northcote St, Harrisdale	-0.33
261795	14 Mossgreen Link, Harrisdale	-3.69
262030	1 Minton Bend, Harrisdale	-3.00
262440	68 Columbia Pwy, Piara Waters	-0.47
262909	8 Oakleigh Pass, Harrisdale	-4.45
264016	56 Harrisdale Dr, Harrisdale	-0.58
265482	7 Fiello Rise, Bedfordale	-0.19
265725	4 The Grandstand , Harrisdale	-1.39
265888	9/19 Milano Loop, Seville Grove	-0.80
266420	88 Northerly Dr, Harrisdale	-0.02
266529	22 Chariot Turn, Harrisdale	-0.31
266709	5 Ascot Lane, Harrisdale	-1.31
266975	35 Chariot Turn, Harrisdale	-0.31
267058	14 Saddle Lane, Harrisdale	-4.92
267206	324 Westfield Rd, Seville Grove	-0.57
267224	320 Westfield Rd, Seville Grove	-0.02
267355	52 McCubbin Loop, Seville Grove	-4.05

Rates Written Off  
for Batch No: 2361-Apr-25  
10:10:06 am

<u>Assess#</u>	<u>Property Address</u>	<u>Amount</u>
267454	41 McCubbin Loop, Seville Grove	-4.79
268492	48 Gallinago Cnr, Harrisdale	-0.30
268915	15 Verdant Cr, Seville Grove	-3.13
268947	9 Verdant Cr, Seville Grove	-0.12
269674	1/16 Bowden Pl, Armadale	-3.84
270079	7 Aviemore Dr, Bedfordale	-0.22
270524	370 Westfield Rd, Seville Grove	-3.88
271427	212 Wright Rd, Harrisdale	-0.85
271477	9 Olsen Bend, Harrisdale	-4.37
272037	6/16 Arnott Ct, Kelmscott	-4.59
272140	3/4 Valentine Rd, Kelmscott	-4.03
272190	8/4 Valentine Rd, Kelmscott	-0.71
272235	2/36 Fifth Rd, Armadale	-0.38
273142	27 Crested Turn, Harrisdale	-0.12
274360	55 Chiltern Av, Brookdale	-3.51
274441	18 Smailes Elb, Brookdale	-3.57
275362	18/54 Sixth Rd, Armadale	-3.73
275592	7 Rayner Pl, Seville Grove	-0.12
275655	36 Kirkpatrick Ct, Seville Grove	-0.98
276710	17/11 Serls St, Armadale	-1.32
276922	38/11 Serls St, Armadale	-3.43
277136	8/24 Aragon Ct, Armadale	-3.80
277384	11/93 Owtram Rd, Armadale	-4.63
277825	5 Stornaway Ct, Seville Grove	-0.23
278651	248 Wright Rd, Harrisdale	-0.15
279180	110 Columbia Pwy, Piara Waters	-0.45
279356	18 Yellowwood Av, Piara Waters	-4.78
280391	25 Hebrides Dr, Seville Grove	-2.51
280418	21 Hebrides Dr, Seville Grove	-4.15
280472	12 Browder Dr, Seville Grove	-0.98
282921	12/65 Little John Rd, Armadale	-2.36
283676	18 Salerno App, Piara Waters	-0.13
284975	5/40 Fifth Rd, Armadale	-0.20
285139	7/10 Delamere Way, Camillo	-0.09
285959	15 Pardalote Rd, Harrisdale	-2.13
286212	13 Turnstone Link, Harrisdale	-0.46
286244	19 Turnstone Link, Harrisdale	-4.88
286555	32 Vincent Lkt, Bedfordale	-0.16
286686	6 Wilcockson Cl, Bedfordale	-0.34
286820	10 Stilt Lane, Harrisdale	-4.50
287002	4/20 Tait St, Armadale	-2.72
287200	8/24 Tait St, Armadale	-2.49
287462	2/21 Friar Rd, Armadale	-0.20
287723	6/17-21 Third Av, Kelmscott	-0.10
288527	3 Clarence Rd, Armadale	-0.20
288739	9/34 Friar Rd, Armadale	-0.30
289038	17/191 Railway Av, Kelmscott	-4.65
289484	62/191 Railway Av, Kelmscott	-0.35
289533	67/191 Railway Av, Kelmscott	-0.10
289713	3/46 Westfield Rd, Kelmscott	-1.62
290285	2 Kate Link, Piara Waters	-0.62
290960	4 Greenshank Rd, Harrisdale	-0.32
291110	23 Keates Rd, Armadale	-1.42
291124	33A Banyard Av, Kelmscott	-0.22
291633	6/309 Railway Av, Armadale	-0.79
291697	12/309 Railway Av, Armadale	-4.76
291714	2/50 Sixth Rd, Armadale	-0.80
292770	20C Devonshire Tce, Armadale	-2.19
293178	11 Coleus Way, Seville Grove	-0.13
293245	6 Kalanchoe App, Seville Grove	-0.85

Rates Written Off  
for Batch No: 2361-Apr-25  
10:10:06 am

<u>Assess#</u>	<u>Property Address</u>	<u>Amount</u>
293281	296 Westfield Rd, Seville Grove	-3.90
293691	25 Global Av, Harrisdale	-2.89
294148	6 Gilman Ct, Piara Waters	-0.42
294198	16 Gilman Ct, Piara Waters	-0.58
294459	18 Cornforth Way, Piara Waters	-2.45
294463	16 Cornforth Way, Piara Waters	-0.74
295023	3 Soldiers Rd, Roleystone	-0.33
295857	20 Cronin Pl, Armadale	-0.10
295875	1/3071 Albany Hwy, Armadale	-1.90
295893	3/3071 Albany Hwy, Armadale	-0.81
296057	19/3071 Albany Hwy, Armadale	-0.10
296273	26 Natasha Way, Camillo	-0.34
296813	1 Einstein Link, Forrestdale	-2.33
297077	3 McCook St, Forrestdale	-3.23
298047	37 Ralphs St, Seville Grove	-2.61
299233	25 Cologne Pwy, Piara Waters	-0.29
299328	447 Wright Rd, Piara Waters	-4.10
299495	30 Munich Link, Piara Waters	-0.90
299530	23 Munich Link, Piara Waters	-0.14
299625	5 Munich Link, Piara Waters	-0.78
300468	3 Podger Way, Brookdale	-1.43
300602	5 Jeffrey Loop, Brookdale	-1.08
300963	23 Foundry Turn, Harrisdale	-0.39
301226	7/18 Mountain View, Kelmscott	-0.94
301488	3/11 Turner Pl, Kelmscott	-1.24
301569	189 Schruth St, Armadale	-0.16
301717	20 Columbia Pwy, Piara Waters	-0.64
301884	9 Moseri Rd, Roleystone	-0.59
302147	1/32 Salter Rd, Mount Nasura	-2.96
302660	4 Pallid St, Harrisdale	-0.42
303103	37/135 Challis Rd, Seville Grove	-0.30
303121	39/135 Challis Rd, Seville Grove	-1.51
303711	5 Archdale Loop, Piara Waters	-0.12
303806	14 Guerin Av, Piara Waters	-1.32
303824	10 Guerin Av, Piara Waters	-3.79
303838	8 Guerin Av, Piara Waters	-0.29
304402	11 Kudos Cct, Harrisdale	-3.20
304583	14 Solander St, Harrisdale	-0.59
305602	11 Minton Bend, Harrisdale	-4.54
305616	9 Minton Bend, Harrisdale	-0.18
305670	18 Lauraine Dr, Harrisdale	-0.74
306636	12 Olsen Bend, Harrisdale	-0.64
307408	38 Guerin Av, Piara Waters	-0.15
307458	28 Guerin Av, Piara Waters	-4.76
307480	39 Jolley Av, Piara Waters	-0.12
307705	42 Pleasant Av, Piara Waters	-3.54
307971	51 Archdale Loop, Piara Waters	-0.72
308298	20 Marseille Gdns, Piara Waters	-3.18
308414	81 Southampton Dr, Piara Waters	-0.29
308513	25 Marseille Gdns, Piara Waters	-1.27
309060	13 Tolarno Bend, Harrisdale	-0.06
310528	90B Braemore St, Armadale	-0.22
310744	7/42 Sixth Rd, Armadale	-3.70
311007	18 Bayonne Cnr, Piara Waters	-0.26
311534	3/142 Owtram Rd, Armadale	-3.59
311584	3/79 Seville Dr, Seville Grove	-4.34
312009	23 Aviemore Dr, Bedfordale	-1.17
313015	10 Skeet Rd, Harrisdale	-2.25
313376	30 Gladstone Rd, Armadale	-0.18
313588	4/10 Bluestone Loop, Piara Waters	-4.36

Rates Written Off  
for Batch No: 2361-Apr-25  
10:10:06 am

<u>Assess#</u>	<u>Property Address</u>	<u>Amount</u>
313902	16 Bundoran App, Hilbert	-3.07
314459	14A Locksley Av, Armadale	-4.69
314643	14C Devonshire Tce, Armadale	-0.34
315019	14 Hearst Link, Piara Waters	-3.86
315104	3 Durant Way, Piara Waters	-3.97
316714	9 Frost Bend, Piara Waters	-0.53
316926	11 Pipeline Bvd, Piara Waters	-0.94
317180	Albens Vale, Roleystone	-1.07
317766	23 Selsdon Rd, Camillo	-4.22
317982	15 Greenlink Bvd, Harrisdale	-0.95
318867	1/21 Cronin Pl, Armadale	-2.20
318885	3/21 Cronin Pl, Armadale	-0.22
319116	10 Wellman Av, Piara Waters	-2.72
319328	1 Leroy Way, Piara Waters	-0.68
319869	8 Passendale Cr, Piara Waters	-0.10
319904	16 Passendale Cr, Piara Waters	-4.09
320034	70 Harrisdale Dr, Harrisdale	-0.03
320999	56 Riva Ent, Piara Waters	-1.86
321577	32 Narbethong Rd, Bedfordale	-0.20
321658	6A Edgehill Walk, Piara Waters	-0.24
321824	10 Sandpiper St, Harrisdale	-1.53
321874	35 Flametree Bvd, Harrisdale	-1.59
321969	9 Spoonbill St, Harrisdale	-3.39
322911	12 Erlon Way, Harrisdale	-0.24
323157	36 Rockefeller Way, Harrisdale	-0.29
325098	14 Novelli Pde, Piara Waters	-0.29
326397	35 Victory St, Harrisdale	-0.77
326626	24 Montpellier Way, Piara Waters	-0.14
326694	23 St Tropez Gdns, Piara Waters	-0.66
327268	66 Croyden Rd, Roleystone	-0.54
327349	4/1 Cartwright Dr, Forrestdale	-1.65
327678	26 Casitas St, Champion Lakes	-3.77
328472	29 Southampton Dr, Piara Waters	-0.03
328959	11 Monticello Pwy, Piara Waters	-1.46
329032	19 Lanciano Way, Piara Waters	-4.54
329339	31 Panorama Dr, Kelmscott	-0.06
329735	7 Meldrum Loop, Bedfordale	-0.53
331461	23 Jindabyne St, Hilbert	-0.67
331691	2 Jindabyne St, Hilbert	-0.31
333073	12 Euclid Pass, Piara Waters	-1.41
333429	9 Begbroke Way, Piara Waters	-2.52
333631	12 Begbroke Way, Piara Waters	-2.86
334340	94C Owtram Rd, Armadale	-0.20
335392	24 Fernhill Prom, Harrisdale	-0.20
335847	16 Riviera Turn, Piara Waters	-1.20
336029	27 Riviera Turn, Piara Waters	-2.45
336263	15/314 Wright Rd, Piara Waters	-1.32
336295	12/314 Wright Rd, Piara Waters	-4.06
336358	6/314 Wright Rd, Piara Waters	-0.54
338352	2 Travertine St, Harrisdale	-0.09
338712	52 Peaceful Vsta, Harrisdale	-0.39
338758	44 Peaceful Vsta, Harrisdale	-2.86
339598	33 Narran St, Hilbert	-0.04
340191	17 Sackler Link, Piara Waters	-0.29
340268	9 Blackfriars Mndr, Piara Waters	-0.58
340812	8 Duomo Way, Harrisdale	-0.13
341206	13 Kilkenny Loop, Brookdale	-0.47
341210	11 Kilkenny Loop, Brookdale	-1.03
341260	10 Kilkenny Loop, Brookdale	-1.06
341292	21A Georgina St, Hilbert	-0.69



Rates Written Off  
for Batch No: 236

1-Apr-25  
10:10:06 am

<u>Assess#</u>	<u>Property Address</u>	<u>Amount</u>
341698	7 Nambi Way, Harrisdale	-4.02
341909	44 Bellas Cct, Piara Waters	-0.30
342109	4 Toulon Mews, Piara Waters	-0.14
342901	3 Jannali Way, Armadale	-2.00
343214	12 Torino Cr, Piara Waters	-0.66
343656	85 Riva Ent, Piara Waters	-4.95
344167	16 Lee-Steere Cr, Piara Waters	-1.79
345335	30 Tompkins Way, Harrisdale	-0.99
345579	29 Mayor St, Harrisdale	-0.73
345600	35 Mayor St, Harrisdale	-1.06
345876	9 Sackler Link, Piara Waters	-0.20
345939	49 Rossiter Av, Piara Waters	-0.02
346058	6 Sackler Link, Piara Waters	-4.41
346684	25A Burdekin Turn, Hilbert	-0.75
347898	13 Aleria Way, Piara Waters	-3.63
348327	11 Leumeah St, Armadale	-3.55
349266	56 Strathclyde Cct, Champion Lakes	-0.24
349347	67 Barrington Av, Champion Lakes	-3.84
349379	61 Barrington Av, Champion Lakes	-0.25
349513	35 Melton Hill Lane, Champion Lakes	-4.27
349725	24 Karinga Way, Harrisdale	-2.64
350346	9 Leopold Rd, Harrisdale	-0.92
350413	2 Carrungal Pl, Armadale	-1.99
350788	24 Rickett St, Haynes	-3.72
351285	4 Ritter App, Piara Waters	-0.02
351861	111 Dovedale St, Harrisdale	-0.31
351960	11 Ogilvie Way, Harrisdale	-3.70
351988	15 Ogilvie Way, Harrisdale	-3.84
352700	93 Monticello Pwy, Piara Waters	-0.29
352976	25 Petrona Cr, Piara Waters	-0.10
353063	3 Miramar Way, Piara Waters	-0.13
353289	30 Harding St, Hilbert	-0.01
353603	53 Lannam Rd, Hilbert	-3.88
353766	39 Lannam Rd, Hilbert	-0.33
353950	22 Albavale Rd, Piara Waters	-2.52
354047	104 Rossiter Av, Piara Waters	-0.06
354209	9 Albavale Rd, Piara Waters	-4.25
354213	8 Clause Way, Piara Waters	-0.72
354885	23 Portsmouth Way, Harrisdale	-0.57
355332	13 Isla Pl, Piara Waters	-0.30
355364	7 Isla Pl, Piara Waters	-0.40
356104	41 Rothery Loop, Piara Waters	-0.14
356235	36 Rothery Loop, Piara Waters	-0.14
356366	11 Frogmore Cl, Bedfordale	-3.83
357093	23 Wycliffe Turn, Piara Waters	-2.68
357110	27 Wycliffe Turn, Piara Waters	-1.04
357679	9 Gracefield Bvd, Harrisdale	-2.86
358211	5 Maddox St, Hilbert	-0.78
360357	1 Abercrombie Ent, Harrisdale	-0.23
360591	194 Gracefield Bvd, Harrisdale	-1.23
360622	1 Nikon Rd, Harrisdale	-2.21
360785	24 Bambili Way, Harrisdale	-0.16
361115	21 Homebush Way, Harrisdale	-0.13
363105	8 Bristow St, Haynes	-0.13
363385	56 Mayor St, Harrisdale	-0.81
363583	272 Skeet Rd, Harrisdale	-0.85
363759	343 Westfield Rd, Seville Grove	-2.28
366408	24 Moraba Way, Piara Waters	-0.77
366539	37 Moraba Way, Piara Waters	-0.15
366557	25 Moraba Way, Piara Waters	-0.29



Rates Written Off  
for Batch No: 2361-Apr-25  
10:10:06 am

<u>Assess#</u>	<u>Property Address</u>	<u>Amount</u>
366606	3 Fallon Pl, Seville Grove	-0.64
366971	40A Challis Rd, Armadale	-0.44
367383	2949A Albany Hwy, Kelmscott	-0.52
367545	20 Worcester Bend, Piara Waters	-1.06
368141	6 Yarran St, Armadale	-0.20
368876	24C Willowmead Way, Kelmscott	-0.06
369472	10 Remisko Dr, Forrestdale	-0.11
370043	18 Jordan St, Haynes	-2.14
370386	31 Markwell Av, Haynes	-0.62
370485	Nesbit Dr, Haynes	-2.46
370502	Nesbit Dr, Haynes	-3.70
370633	6A-6B Lomond Way, Seville Grove	-4.09
371063	30A-30B Lomond Way, Seville Grove	-0.44
371554	Heathcote Rd, Seville Grove	-3.74
371897	53 Wyoming Loop, Harrisdale	-2.52
372623	112 Gracefield Bvd, Harrisdale	-2.31
372768	84 Gracefield Bvd, Harrisdale	-0.32
373657	14 Belches Loop, Seville Grove	-0.11
374069	29/113 Owtram Rd, Armadale	-0.96
374451	68/113 Owtram Rd, Armadale	-0.40
374609	11A Bell Ct, Armadale	-1.92
374956	4 Bright St, Haynes	-0.53
375354	21 Dorset St, Haynes	-1.66
375912	4 Flatbush Rd, Hilbert	-3.01
376045	51 Manhattan Con, Hilbert	-0.12
376784	15 Garinga Rd, Harrisdale	-4.90
377263	98 Keane Rd, Harrisdale	-0.83
377754	51 Cilantro Pwy, Seville Grove	-0.54
378085	239 Westfield Rd, Seville Grove	-4.19
378607	14 Gabyon St, Harrisdale	-0.39
379104	135 Seventh Rd, Armadale	-0.26
379154	1 Gladalan Way, Piara Waters	-1.08
379203	131 Westfield Rd, Camillo	-0.80
379253	4/10 Pine Ct, Kelmscott	-0.72
379267	5/10 Pine Ct, Kelmscott	-1.59
379370	3/8 Benson Ct, Mount Nasura	-2.97
379924	96 Bellas Cct, Piara Waters	-4.72
380086	99 Bellas Cct, Piara Waters	-0.30
380266	4 Grapestone Rd, Piara Waters	-3.25
381402	7 Freesia St, Piara Waters	-0.44
381646	21 Wimbledon Dr, Piara Waters	-0.74
381943	18 Foxglove St, Piara Waters	-0.15
382157	35 Ruffle App, Piara Waters	-0.67
382341	19 Ruffle App, Piara Waters	-0.67
383046	2 Haydock St, Forrestdale	-0.93
383587	22 St Catharines Prom, Champion Lakes	-2.27
383686	30 Yewers Dr, Champion Lakes	-0.96
384377	21 Flatbush Rd, Hilbert	-0.31
384507	33 Donovan St, Haynes	-2.71
384868	6 Plavin St, Piara Waters	-4.00
384953	5 Warrina Pl, Armadale	-2.60
385135	28 Dalby St, Hilbert	-1.83
385167	22 Dalby St, Hilbert	-0.28
385347	25 Bedgebury Rd, Hilbert	-0.37
385608	3 Bedgebury Rd, Hilbert	-0.40
385743	4 Parkhurst Av, Hilbert	-0.71
385775	34 Parkhurst Av, Hilbert	-2.46
385969	9 Parkhurst Av, Hilbert	-0.50
386759	17 Minnie Gr, Hilbert	-0.25
387549	5 Woodleigh Way, Harrisdale	-0.13

Rates Written Off  
for Batch No: 2361-Apr-25  
10:10:06 am

<u>Assess#</u>	<u>Property Address</u>	<u>Amount</u>
387747	15 Liscombe Cr, Harrisdale	-0.97
388636	18 Willowdale Prom, Piara Waters	-2.38
389250	253 Westfield Rd, Seville Grove	-0.01
389331	36 Amaranthus Rd, Seville Grove	-0.79
389381	129 Verdant Cr, Seville Grove	-0.67
389737	27 Lomond Way, Seville Grove	-4.21
390439	5 Escada Way, Piara Waters	-3.35
390704	276 Mason Rd, Piara Waters	-4.07
390772	277 Mason Rd, Piara Waters	-4.75
391382	18 Caldwell Pwy, Haynes	-2.89
391427	26 Caldwell Pwy, Haynes	-2.35
391689	11 Webb Loop, Haynes	-0.13
391968	4 Amiens St, Hilbert	-0.25
391986	19 Stillwell Cct, Hilbert	-1.87
392302	33 Lexington Av, Hilbert	-3.06
393011	44 Fernleaf Loop, Piara Waters	-3.06
393188	6 Macadamia Loop, Piara Waters	-2.92
393499	8 Carbeen View, Piara Waters	-2.21
393516	4 Carbeen View, Piara Waters	-1.50
393831	64 Carbeen View, Piara Waters	-0.01
395538	38A Girraween St, Armadale	-0.11
395669	30 Kyogle Pl, Armadale	-0.23
395835	21 Kyogle Pl, Armadale	-1.82
396021	12 Kirup Way, Piara Waters	-1.00
396409	20 Bate Cl, Piara Waters	-0.35
397055	9 Cadaga Way, Piara Waters	-0.25
397136	25 Cadaga Way, Piara Waters	-2.88
398025	4 Cropsey Cl, Hilbert	-4.37
398039	2 Cropsey Cl, Hilbert	-3.09
399996	23 Remisko Dr, Forrestdale	-1.42
400090	22 Sullivan Rd, Seville Grove	-0.21
400252	60 Siltstone Rd, Haynes	-0.80
400315	48 Siltstone Rd, Haynes	-0.27
400414	6 Jarvis Rd, Haynes	-3.30
400581	11 Hayford Rd, Haynes	-0.63
400860	1B Milagro Fawy, Seville Grove	-0.10
401371	8 Prindle Rd, Haynes	-3.21
401939	7 Lucknow St, Piara Waters	-0.16
402238	28 Woodloes St, Piara Waters	-0.25
402850	4 McKinley Rd, Hilbert	-0.90
403208	31 Cabarita Rd, Armadale	-0.33
403898	1 Leighfield Rd, Hilbert	-0.79
404165	17 Brighstone Av, Hilbert	-0.34
404228	17 Burnham Rd, Hilbert	-0.13
404543	15 Bouquet Rd, Piara Waters	-1.10
404741	34 Oaklawn St, Hilbert	-4.65
405270	8 Jayes Rd, Piara Waters	-1.05
405464	46 Lowanna Way, Armadale	-1.54
405955	82 Wellman Av, Piara Waters	-0.15
406006	6 Camley Ct, Piara Waters	-1.34
406038	19 Tuberosa Rd, Piara Waters	-4.10
407012	27 Boisdale Rd, Seville Grove	-4.48
407701	4/20 Ward Cr, Kelmscott	-0.21
407977	22 Cypress Av, Hilbert	-0.87
408771	14 Gold Pl, Mount Richon	-1.32
409539	18 Mosley St, Hilbert	-3.33
409561	77 Narran St, Hilbert	-0.35
410015	45 Narran St, Hilbert	-0.24
410079	Yarraville St, Hilbert	-0.03
411085	52 Ashworth Way, Brookdale	-1.08



Rates Written Off  
for Batch No: 236

1-Apr-25  
10:10:06 am

<u>Assess#</u>	<u>Property Address</u>	<u>Amount</u>
411314	1 Fringed Way, Piara Waters	-0.23
411841	50 Hilbert Rd, Hilbert	-1.52
412613	27 Fringed Way, Piara Waters	-0.39
413241	4 Baltic App, Piara Waters	-0.12
413778	40 Hickman Dr, Piara Waters	-0.70
413895	5 Breccia Gr, Piara Waters	-2.08
414031	10 Breccia Gr, Piara Waters	-0.55
414059	6 Breccia Gr, Piara Waters	-0.38
415001	1/1 Marsh Rd, Mount Richon	-3.18
415619	37 Fanshawe Bvd, Piara Waters	-3.35
415740	41 Camberwell Vsta, Piara Waters	-3.23
416184	84 Terracina Pwy, Piara Waters	-0.62
416530	31 Calella Loop, Piara Waters	-1.38
416689	19 McGibbon St, Piara Waters	-3.46
416805	10 McGibbon St, Piara Waters	-0.14
416819	8 McGibbon St, Piara Waters	-0.87
417758	32 Barossa Loop, Harrisdale	-0.27
417988	8 Abercrombie Ent, Harrisdale	-0.03
419491	22 Sorrento Rd, Piara Waters	-0.27
419671	11 Sorrento Rd, Piara Waters	-0.29
419770	31 Sorrento Rd, Piara Waters	-3.61
419932	26 Torquata St, Piara Waters	-0.16
420030	6 Torquata St, Piara Waters	-0.38
420058	2 Torquata St, Piara Waters	-0.51
420468	12 Waddington Loop, Haynes	-4.28
420698	55 Onyx Rd, Mount Richon	-2.74
420797	25A Tait St, Armadale	-0.63
421212	36 Waddington Loop, Haynes	-0.06
421276	27 Waddington Loop, Haynes	-0.25
422020	19 Shale Ct, Piara Waters	-0.16
422705	22 Hill St, Kelmscott	-0.68
423072	40 Alex Wood Dr, Forrestdale	-4.14
423086	42 Alex Wood Dr, Forrestdale	-4.14
423428	20 Ridgedale St, Haynes	-0.02
423694	11 Ridgedale St, Haynes	-0.15
423711	7 Ridgedale St, Haynes	-4.50
423892	10 Paramor Rd, Camillo	-2.77
424173	41 Greenpoint Way, Hilbert	-0.33
424303	28 Baggot Rd, Hilbert	-0.29
424678	19 Baggot Rd, Hilbert	-0.25
424939	10 Oncidium Way, Seville Grove	-2.27
424957	21 Amaranthus Rd, Seville Grove	-3.70
425094	38 Greywacke Ent, Piara Waters	-0.29
425256	2 Gossan Ch, Piara Waters	-0.73
425652	25 Claystone Loop, Piara Waters	-0.32
426492	2985 Albany Hwy, Kelmscott	-4.29
426870	11 Donnelly St, Piara Waters	-0.75
427098	4/172 Streich Av, Kelmscott	-4.69
427444	57 Avalanche Loop, Haynes	-0.01
427589	105 Boatwright Av, Haynes	-0.18
427890	32 Woodville Rd, Haynes	-0.14
427967	18 Woodville Rd, Haynes	-1.49
427971	16 Woodville Rd, Haynes	-0.31
427999	12 Woodville Rd, Haynes	-4.17
428383	6 Langton Way, Hilbert	-0.49
428478	13 Langton Way, Hilbert	-2.74
429682	5 Golden Way, Piara Waters	-1.92
429781	25 Golden Way, Piara Waters	-0.13
429808	29 Golden Way, Piara Waters	-0.52
430497	16 Kieley St, Hilbert	-0.39

Rates Written Off  
for Batch No: 2361-Apr-25  
10:10:06 am

<u>Assess#</u>	<u>Property Address</u>	<u>Amount</u>
430974	12 Avalanche Loop, Haynes	-3.99
431502	16 Kenyta St, Piara Waters	-0.16
431764	4/27 Haydock St, Forrestdale	-1.94
432310	7 Swindale Av, Hilbert	-0.35
432784	4 Celia Way, Harrisdale	-0.15
432865	13 Celia Way, Harrisdale	-0.28
433538	8 Finesse Rd, Hilbert	-0.42
434558	11 Verona Rd, Piara Waters	-0.15
435069	21 Minette Rd, Piara Waters	-3.39
435087	25 Minette Rd, Piara Waters	-0.09
435203	34 Minette Rd, Piara Waters	-1.86
435712	9 Langer Cr, Champion Lakes	-3.26
436520	64 Wattledale Rd, Haynes	-0.25
437455	52 Abercrombie Ent, Harrisdale	-4.17
437815	1/17 Remisko Dr, Forrestdale	-0.18
437950	18 Amanita Av, Harrisdale	-1.70
438015	33 Papyrus Loop, Harrisdale	-0.91
438308	28 Papyrus Loop, Harrisdale	-0.59
438817	2 Research Av, Piara Waters	-4.28
438952	3 Research Av, Piara Waters	-3.24
439873	70 Bloomfield Dr, Hilbert	-4.96
439986	3 Bowmont Way, Hilbert	-0.12
440034	14 Bowmont Way, Hilbert	-0.11
440840	50 Grapestone Rd, Piara Waters	-2.52
441298	3 Pierrepont Loop, Champion Lakes	-3.05
441482	13 Breakwater Gr, Champion Lakes	-0.49
441694	13 Glentone St, Haynes	-4.22
442088	3 Maze Cr, Piara Waters	-0.16
442169	18 Laperla St, Piara Waters	-3.46
442844	21 Jarrahdene St, Piara Waters	-4.99
442858	23 Jarrahdene St, Piara Waters	-2.32
442880	29 Jarrahdene St, Piara Waters	-0.01
443139	43 Jarrahdene St, Piara Waters	-1.17
443260	22 Waterous St, Piara Waters	-0.67
443751	24 Oldenburg Way, Forrestdale	-2.88
444064	6 Modena Rd, Piara Waters	-0.53
444474	7 Conness St, Haynes	-0.39
444618	14 Summer Rd, Piara Waters	-1.50
445165	78 Calvert Loop, Hilbert	-2.96
445264	61 Calvert Loop, Hilbert	-0.92
446036	33 Rockvale Cr, Harrisdale	-3.26
446202	45 Rockvale Cr, Harrisdale	-1.38
446464	159 Monticello Pwy, Piara Waters	-0.41
446860	22A Leake St, Forrestdale	-0.76
447628	19 Grimaldi Av, Hilbert	-4.56
448256	6A Greenlink Bvd, Harrisdale	-0.55
448648	18 Tobin St, Forrestdale	-0.13
448765	8 Tobin St, Forrestdale	-1.89
449096	2 Balmain Loop, Harrisdale	-0.85
450405	34 Gunnison Loop, Haynes	-0.37
450441	26 Gunnison Loop, Haynes	-4.59
451128	25 Glenlossie Av, Haynes	-0.17
451146	12 Mandalup Rd, Haynes	-0.33
451263	46 Coomal Rd, Haynes	-0.27
451443	20 St Pierre Turn, Piara Waters	-0.15
453398	12 Noriker Way, Forrestdale	-0.42
453712	8 Orlov Lane, Forrestdale	-0.68
454110	40 Chesterfield Tce, Hilbert	-1.81
454138	6 Bloomfield Dr, Hilbert	-0.13
454368	27 Astoria Bvd, Hilbert	-2.47

Rates Written Off  
for Batch No: 2361-Apr-25  
10:10:06 am

<u>Assess#</u>	<u>Property Address</u>	<u>Amount</u>
454700	19 Nobilis St, Harrisdale	-0.38
455180	18 Steffan Loop, Harrisdale	-1.14
455603	20 Foraker St, Haynes	-0.21
455766	6 Estela Av, Piara Waters	-0.58
456506	29 Harness St, Hilbert	-0.09
456835	17 Exmoor Way, Forrestdale	-0.07
456952	105 Percheron Cct, Forrestdale	-1.57
457201	21 Grafton Way, Hilbert	-1.02
457350	18 Grafton Way, Hilbert	-0.68
457413	6 Grafton Way, Hilbert	-0.20
457580	3 Benderson Rd, Champion Lakes	-0.64
458429	25 Hypatia Bvd, Forrestdale	-3.06
458708	55 Steffan Loop, Harrisdale	-3.95
458744	63 Steffan Loop, Harrisdale	-2.84
459237	21 Beckwith Loop, Haynes	-0.10
459421	14 Numulgi St, Armadale	-0.08
459930	3 Dorper St, Haynes	-0.15
459980	13 Dorper St, Haynes	-4.91
460123	12 Pembroke App, Hilbert	-2.56
460218	19 Addison St, Hilbert	-1.62
460484	21 Siena App, Piara Waters	-2.08
461454	22 Crestone Gr, Haynes	-0.22
461521	29 Beckwith Loop, Haynes	-1.69
461765	103 Astoria Bvd, Hilbert	-2.63
461783	107 Astoria Bvd, Hilbert	-0.24
462096	26 Edenvale Dr, Hilbert	-2.06
462109	24 Edenvale Dr, Hilbert	-0.93
462163	16 Tableland Rd, Hilbert	-0.72
462672	7 Swaledale Pde, Haynes	-0.44
462866	3 Panama Loop, Haynes	-0.15
463070	Kapella Loop, Hilbert	-0.41
463098	16 Kapella Loop, Hilbert	-1.64
463381	7 Kapella Loop, Hilbert	-2.59
463606	65 Beckwith Loop, Haynes	-2.36
463705	28 Crestone Gr, Haynes	-0.20
465155	1 Comet Way, Hilbert	-0.19
465169	11 Comet Way, Hilbert	-2.06
465191	18 Comet Way, Hilbert	-1.33
465515	12 Palmerston Loop, Hilbert	-0.07
465547	15 Palmerston Loop, Hilbert	-0.20
465911	215 Monticello Pwy, Piara Waters	-0.56
465975	193 Monticello Pwy, Piara Waters	-3.40
466404	13 Trotter St, Forrestdale	-4.92
466418	15 Trotter St, Forrestdale	-1.77
466436	19 Trotter St, Forrestdale	-0.31
466652	14 Trotter St, Forrestdale	-1.68
466701	4 Trotter St, Forrestdale	-0.63
468133	8 Comet Way, Hilbert	-0.34
468525	29 Seacole Rd, Forrestdale	-0.16
468642	14 Seacole Rd, Forrestdale	-4.56
468656	12 Seacole Rd, Forrestdale	-0.36
469040	8 Latina St, Piara Waters	-2.83
469351	24 Anzio Rd, Piara Waters	-1.43
469676	Lucerne Cct, Champion Lakes	-4.00
470562	Munglinup Rd, Hilbert	-4.03
470706	London Rd, Champion Lakes	-0.04
470792	Ostrom St, Forrestdale	-1.18
471221	Ederle St, Forrestdale	-0.02
472714	Jinsha Rd, Hilbert	-0.04
472895	Jinsha Rd, Hilbert	-2.36



**Rates Written Off**  
for Batch No: 236

1-Apr-25  
10:10:06 am

<u>Assess#</u>	<u>Property Address</u>	<u>Amount</u>
472976	Gippsland Pde, Champion Lakes	-4.00
473239	Stinear St, Champion Lakes	-0.07
475035	Sontag Way, Forrestdale	-4.99
475184	Hypatia Bvd, Forrestdale	-0.33
475738	Mulgrave St, Hilbert	-4.00
477390	Dawkins Way, Piara Waters	-0.10
478130	Harness St, Hilbert	-3.83
481589	Palmerston Loop, Hilbert	-0.18
481999	Desert Pea Loop, Piara Waters	-1.24
482333	Shebelle Way, Hilbert	-0.31
484800	Serls St, Armadale	-0.31
484977	Floribunda Bvd, Piara Waters	-0.02
<b>Total Written Off</b>		<b><u>-1,486.00</u></b>

Primary Delegation 1.1.22 and Secondary Delegation 1.2.22 specifically refer - the above small debts have, following investigation, been written off.

J Lyon

Executive Director Corporate Services Date: \_\_\_\_\_

Primary Delegation 1.1.22 and Secondary Delegation 1.2.22



WESTERN AUSTRALIAN  
Electoral Commission

Ms Joanne Abbiss  
Chief Executive Officer  
City of Armadale  
Locked Bag 2  
ARMADALE WA 6992

Dear Ms Abbiss,

**Written Agreement: 2025 Local Government Ordinary Election**

I refer to your correspondence dated 19 March 2025 in which you accept the Western Australian Electoral Commission's Cost Estimate for the 2025 Local Government Ordinary Election, as outlined in my letter to you dated 12 December 2024 (the Cost Estimates Letter).

This letter is my written agreement to be responsible for the conduct of the local government ordinary election for the City of Armadale. In order to finalise this agreement, you are required under *the Local Government Act 1995* to submit the following motions to Council for a postal election:

1. declare, in accordance with section 4.20(4) of the *Local Government Act 1995*, the Electoral Commissioner to be responsible for the conduct of the 2025 ordinary election, together with any other elections or polls which may be required;
2. decide, in accordance with section 4.61(2) of the *Local Government Act 1995* that the method of conducting the election will be as a Postal election.

Please note that:

- the above motion/s must be presented to Council as drafted and cannot be amended in any way;
- both the Cost Estimates Letter, and this Written Agreement Letter should be attached to the item for Council consideration; and
- the above motion/s must be passed by an absolute majority.

Once the Council passes the above mentioned motion/s, please forward confirmation to the Commission to the email address below. The Commission can then proceed with arrangements for your ordinary election.

If you have any queries, please contact [lgelections@waec.wa.gov.au](mailto:lgelections@waec.wa.gov.au).

Yours sincerely,

A handwritten signature in blue ink, appearing to read 'R Kennedy'.

Robert Kennedy  
**ELECTORAL COMMISSIONER**

22 March 2025



Ms Joanne Abbiss  
Chief Executive Officer  
City of Armadale  
Locked Bag 2  
ARMADALE WA 6992

Dear Ms Abbiss,

**Cost Estimate Letter: 2025 Local Government Ordinary Election**

As you are aware, the next local government ordinary election will be held on 18 October 2025. This letter is your Cost Estimate for the Western Australian Electoral Commission to conduct your election, should you proceed with making a declaration under the *Local Government Act 1995* for us to do so.

Cost Estimate

The Commission has estimated the cost to conduct your Council's election in 2025 as a postal election at approximately \$340,353 (ex GST).

This cost has been based on the following assumptions:

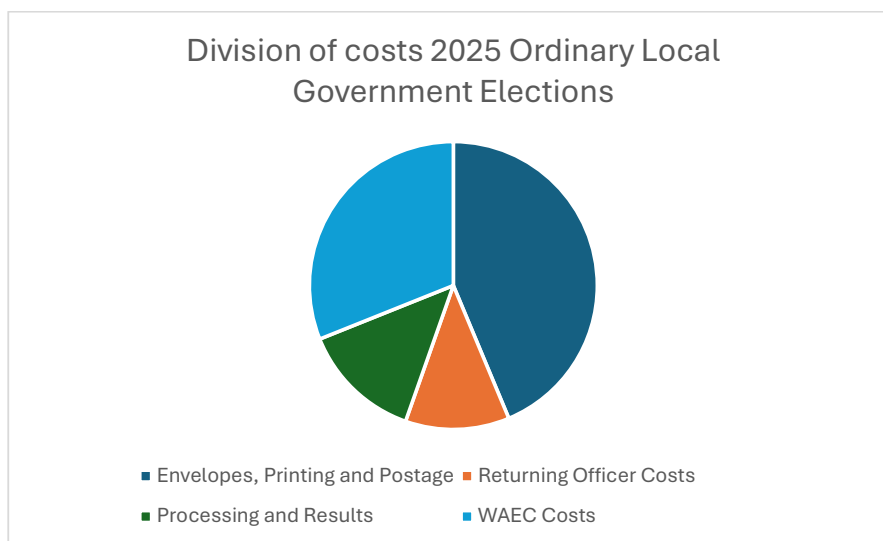
- The method of election will be postal;
- 7 Councillor(s) vacancies;
- 67000 electors;
- response rate of approximately 35%
- appointment of a local Returning Officer; and
- count to be conducted at your office using CountWA.

If any of these assumptions are not correct, please contact us and we can provide a new cost estimate.

Cost Methodology

To provide your estimate, the Commission has estimated the costs of all aspects of the election, from supply of materials to staffing costs. For the 2025 Local Government elections, we have applied the following apportionment across the State:





For individual local Governments the exact apportionment of costs may differ slightly from the above, as the cost categories are determined by applying the following variables:

- Envelopes, Printing and Postage, and WAEC Costs are determined by the number of electors in your Local Government;
- Processing and Results is determined by the expected response rate for your election; and
- Returning Officer Costs are determined by the complexity of the election for the Returning Officer; we classify Local Governments into bands depending on a number of factors including number of Wards, number of vacancies and the number of candidates, and then we pay our Returning Officers a rate which reflects this band.

#### Estimated Cost of 2025 Local Government Elections

The Commission estimates that the total cost of conducting the Local Government Elections across Western Australia in 2025 will increase by \$1.3 million, compared to 2023. The key drivers for this cost increase are as follows:

- a 45% cost increase from Australia Post, comprising of a 25% increase which came into effect in March 2024, and an additional 20% proposed increase currently being considered by the Australian Competition and Consumer Commission, which if approved will take effect in July 2025; and
- a 9% increase in the salaries paid to Returning Officers as required by the Public Sector CSA Agreement 2024.

#### Variations to the final costs for your Council

In accordance with the *Local Government (Elections) Regulations 1997*, the Commission conducts elections on the basis of full accrual cost recovery. This means that should the actual costs incurred to conduct the election be less or greater than what we have estimated, the final cost may differ from the cost estimate you have been provided.

a

Whilst we aim to keep additional costs at a minimum wherever possible, the following are examples of where cost increases may arise:

- If a Returning Officer is selected that is not local to your area;
- If you elect for Australia Post Priority Service for the lodgement of your election package;
- If casual staff are required for the issuing of Replacement Election Packages;
- If casual staff are required to assist the Returning Officer on election day or night; or
- Unanticipated cost increases from our suppliers.

We will endeavour to keep you informed of any unanticipated cost increases as they are incurred during the election.

#### Service Commitment

The Commission is committed to conducting elections impartially, effectively, efficiently and professionally. Following each election event, we review our performance and identify ways to improve our service delivery.

The Commission acknowledges that during the 2023 Local Government Ordinary Elections, the results for many Local Governments were delayed. Since this time we have improved our Count Processes, and as demonstrated through extraordinary elections conducted in 2024, we are now able to finalise our results more quickly whilst still retaining accuracy and integrity.

If you have any suggestions for improvements we can make to deliver your election, your feedback is welcome at all times.

#### Next Steps

Should you wish to accept this cost estimate and proceed with the Electoral Commission undertaking this election, there are specific steps that must be taken under the *Local Government Act 1995*. These steps are summarised in the attached flow chart (Attachment A).

As outlined in the flow chart, if you accept this Cost Estimate then please advise of us this in writing, so that we can issue a Written Agreement letter. Both the Cost Estimate letter, and the Written Agreement letter then need to be taken to Council for a decision.

If you have any queries, please contact [lgelections@waec.wa.gov.au](mailto:lgelections@waec.wa.gov.au).

Yours sincerely,



Robert Kennedy  
**ELECTORAL COMMISSIONER**

12 December 2024