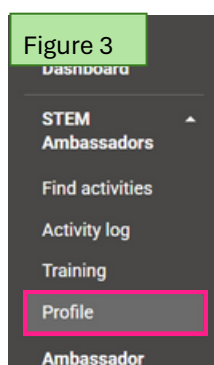
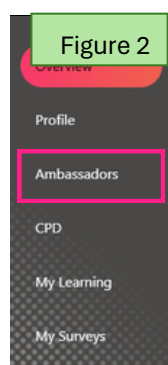
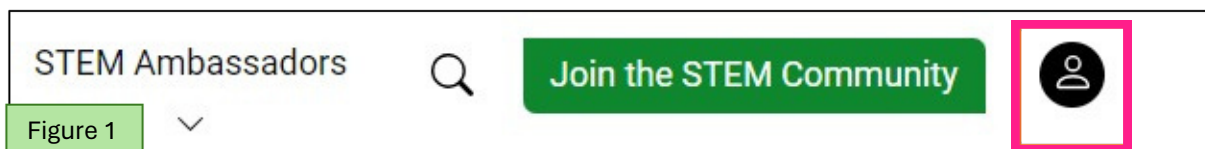


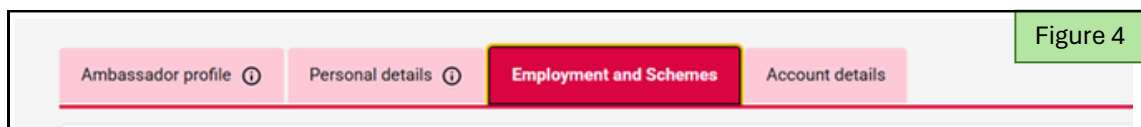
Joining the Climate Ambassadors Scheme

Log in to your STEM profile - [Sign in to your account|STEM](#). View your account by clicking the icon in the top right hand corner of the [STEM learning page](#) (highlighted in pink in Figure 1).



Select Ambassadors from the left hand menu (Figure 2). You will now see your dashboard on screen. Select 'Profile' from the left hand menu of your Dashboard (highlighted in pink in Figure 3).

After clicking, 'Profile' your dashboard will show a banner of different profile options. Select 'Employment and Schemes' (highlighted in deep pink in Figure 4).



Once you have selected 'Employment and Schemes' scroll down to the bottom of the page, under 'Schemes Participation' (Figure 5) and select 'Climate Ambassadors' from the drop down.

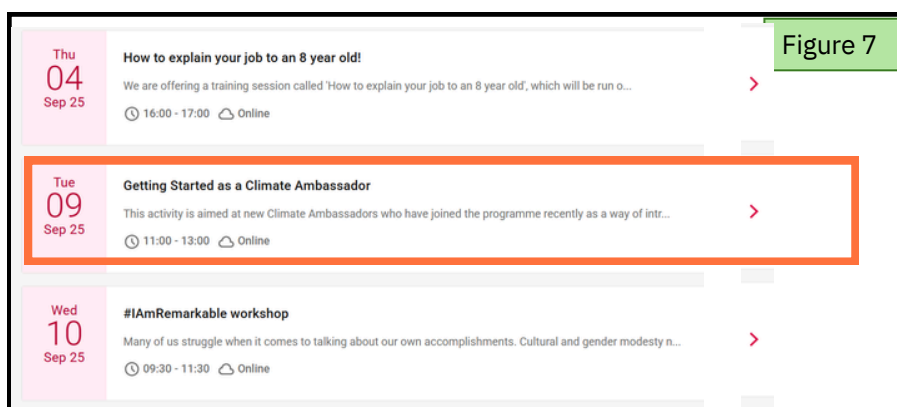
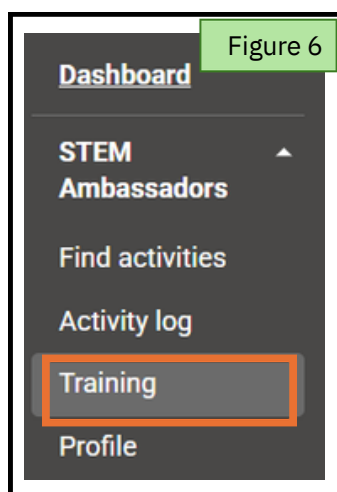
It's important to note that as a Climate Ambassador your details will be shared with Climate Ambassadors Regional Hubs. This enables them to provide you with support matching with schools and inform you of training opportunities. You can find more information about how your data is used in the STEM Learning [privacy policy](#).

You can however choose whether or not to share your information with any other schemes you are part of. Doing so also makes it easier for Climate Ambassadors Regional Hubs to contact you. To share information with all the schemes that you are participating in, select the box highlighted in pink to the right.

Complete the introductory Climate Ambassador training

To get started, we encourage you to sign up to the 'Getting Started as a Climate Ambassador' online training. You can access this via the Training menu in Figure 6. See example activities in Figure 7 (Getting started as a Climate Ambassador training is highlighted in pink).

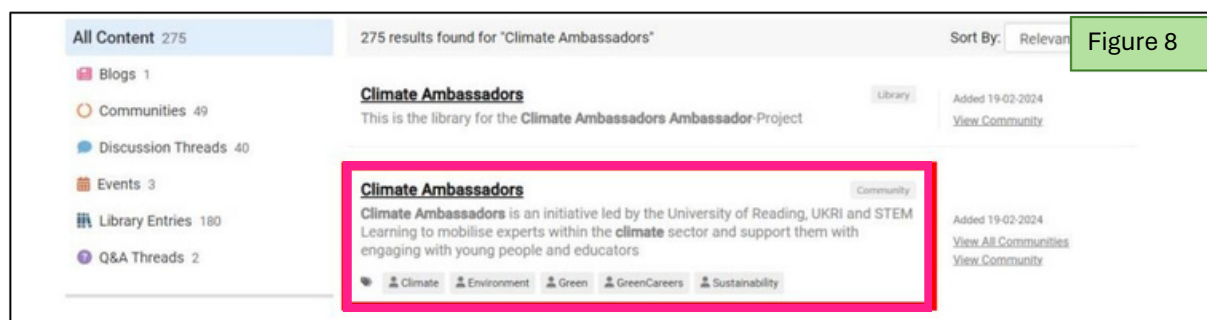
To sign up to training, select your chosen session from the list provided and click 'Book training' in the top right.



Join the Climate Ambassador Community!

We encourage all Climate Ambassadors to connect with their regional hub for further support. To find the contact information for your regional hub please visit [Get involved | Climate Ambassadors](#), scroll down and select 'How do I contact my regional hub?'

You can also join the Climate Ambassadors Community where you can meet other Climate Ambassadors and find resources and news on the programme. To join the community go to your dashboard and select 'Ambassador Community' from the left hand menu. This will take you to a new page. In the top right hand corner of this new page, enter 'Climate Ambassadors' in the search box. Several results will appear. Please click on the link highlighted by the red box in figure 8. This is distinguished by the 'Community' tag to the right of the description. Check back regularly to the community to discover news and opportunities to get involved.



If you experience issues at any stage, please contact your Climate Ambassador Regional Hub Manager to support you further.