

FarmResponse® Registration Instructions

Login or Register

1. Create an account [here](#) by filling out the form on the page



2. After you fill out the form click "Create Account"

Members - Login here

Email

Password

[New User/Register Now](#)

[Did You Forget Your Password?](#)

☐ Stay signed in for 5 days

Login

Not registered yet? Create an account

Email*

First Name*

Last Name*

Job Title

Company Name*

Address 1

Address 2

Address 3

City

Length must be between 8 - 30 characters
Must contain at least 1 capital letter(s)
Must contain at least 1 numeric character(s) (0-9)
Must contain at least 1 special character(s) (~!@#\$\$%^&*()_+{};"'<>?)

Password*

Confirm Password*

☐ Remember Password?

Create Account

* Indicates that the field is required

FarmResponse® Registration Instructions

3. Your account will need to be approved by one of AgriSafe's team members. Accounts are approved on business days between 8 AM - 4 PM Central Time. If you create an account after 4 PM it will be approved the next business day.

A dark green rectangular banner with a subtle wavy pattern. The text "Approval Pending" is centered in a white, sans-serif font.

Approval Pending

Your account is waiting to be approved. Please [contact us](#) if you need immediate assistance. Thanks for your patience!

4. You will be notified via email when your account is approved. Once your account is approved, click on the link in the email and log into your account.

Ansley Fey,

Your account has been approved and so you can now login and gain access to the AgriSafe Network Inc website. Please take a moment to update your profile now by clicking on the following link:
<http://connect.agrisafe.org/profile?UserKey=f49619dc-bfc0-4f30-bafb-0188ff7478b9>

FarmResponse® Registration Instructions

5. Read through the Community Rules and click "I agree"

Community Rules & Etiquette and Privacy Guidelines

Thank you for being part of our community. To ensure the best possible experience for all members, we have established some basic guidelines for participation.

By joining and using this community, you agree that you have read and will follow these rules and guidelines. You also agree to contribute discussions, shared files and content that matches the intent of this space. This is a great medium to seek the advice of your peers, benefit from their experience, and participate in an ongoing conversation. Questions about this community should be directed to AgriSafe's team via a [support request](#).

Remember The Risks Whenever You Use The Internet

While we do our best to protect your personal information, we cannot guarantee the security of any information that you transmit to us and you are solely responsible for maintaining the secrecy of any passwords or other account information. In addition other Internet sites or services that may be accessible through our site have separate data and privacy practices independent of us, and therefore we disclaim any responsibility or liability for their policies or actions. Please contact those vendors and others directly if you have any questions about their privacy policies. For any other information please contact us using the **Contact Us** page.


I Agree

Do Not Agree

6. Select the "Free Learning Lab access only" membership type

Choose the best membership for you

Options for:



Free Learning Lab access only

This membership type is free and allows users to sign up for and complete courses and training in the AgriSafe Learning Lab.

\$0.00 USD for 12 Months

Select

Student, Military, or Emeritus Membership

✓ All Access Pass: Live and On-Demand Webinars ✓ Networking Opportunities ✓ 20% Discount on In Person Trainings ✓ Access to Educational Resources

\$15.00 USD for 12 Months



Free Learning Lab access only

Individual membership

This membership type is free and allows users to sign up for and complete courses and training in the AgriSafe Learning Lab.

\$0.00 USD for 12 Months

If purchased today, membership is active immediately and ends 06-22-2024.

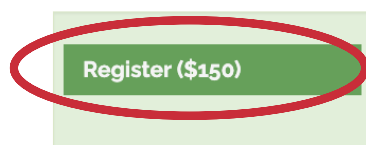
Confirm Membership

7. Click "Confirm Membership"

FarmResponse® Registration Instructions



8. Once you have created your account go **here** to register for the FarmResponse course. (Make sure your name appears in the upper right hand corner, if you do not see your name hit the login button.)



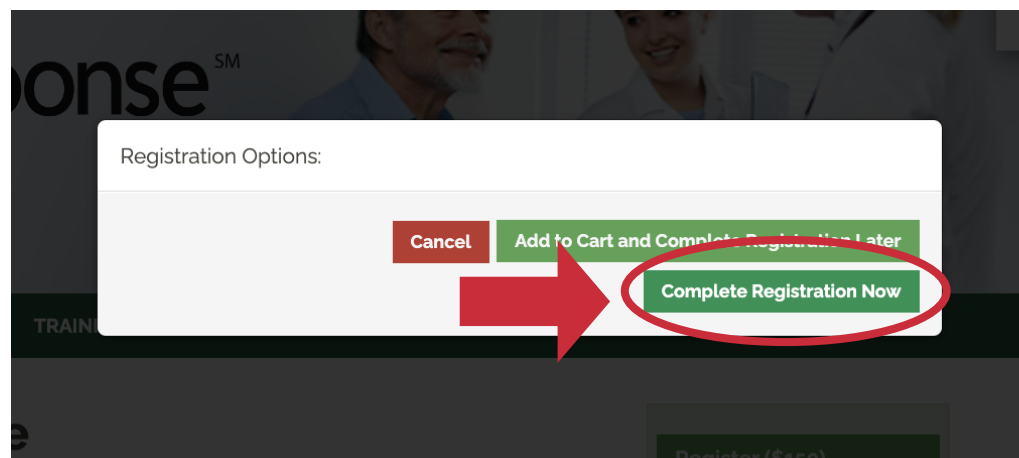
9. Click "Register"

g Education Speaker(s) Program Sponsors Reviews

Education course developed by national experts from the AgriStress Response Network. This knowledge is critical for a healthcare professional to effectively care for a farmer's

clude:

10. Click "Complete Registration Now"



FarmResponse® Registration Instructions

Your cart

Product	Registrant	Original price
FarmResponse	first_name last_name Remove	\$150

Discount Code:

[Apply Discount](#)
(leave blank if you don't have a discount code.)

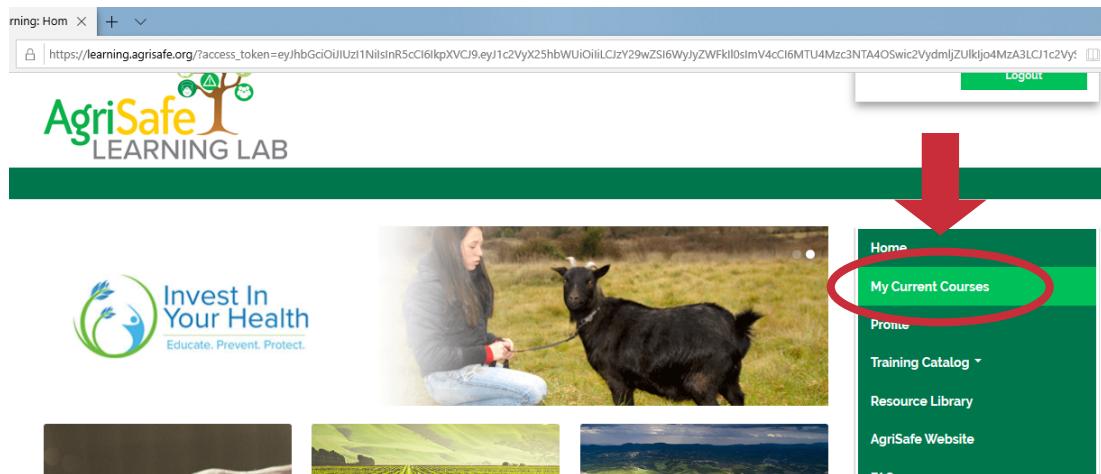
11. If you received a discount code enter it in the "Discount Code" space, and then click "Apply Discount."

12. Scroll down and fill in the requested information. After completing the form scroll to the bottom of the form and hit "Place my order"

Before you checkout, read our [privacy policy/refund statement](#)



Accessing the course after registration:



Now that you are registered, to access the course all you need to do is login to the AgriSafe Learning Lab and go to the "My Current Courses" button on the Learning Lab homepage

Once you are on the "My Current Courses" page all you need to do is click on the title of the training you want to access.



FarmResponse

Contains 16 Components, Includes Credits ★ Required components before completion: 6

FarmResponse is a three-and-a-half-hour (3.5) continuing education module developed by national experts from the AgriStress Response Network. The FarmResponse course addresses farm and ranching cultural issues, financial stress, land ownership and legacy issues, and the work of agriculture. This knowledge is critical for a healthcare professional to effectively care for a farmer's total health (health of the body and mind). FarmResponse improves cultural competencies and understanding of the stressors affecting agricultural producers, workers, and their families for hotline, emergency, primary care, acute care, and behavioral healthcare professionals.

If you have any questions or technical issues please **submit a help ticket here**.