



SENNEN SECTIONAL

The Sennen Sectional has been designed to be a striking centrepiece. With the versatility of multiple configurations, it can be tailored to suit any interior and lifestyle. The sofa has a choice of two arm designs – the curved arm creates a comfy cocooning corner, ideal for relaxing, or the open arm, where the seat flows forward, offering into the room. Made up of two sections, each available in a variety of lengths, they combine to create bold sweeping curves, both front and back. A considered sculptural form the Sectional is beautiful to view from all angles, with seat cushions wrapped in pure down it creates a vast corner of comfort.

- Handmade in London
- All pieces made to order in 10-12 weeks

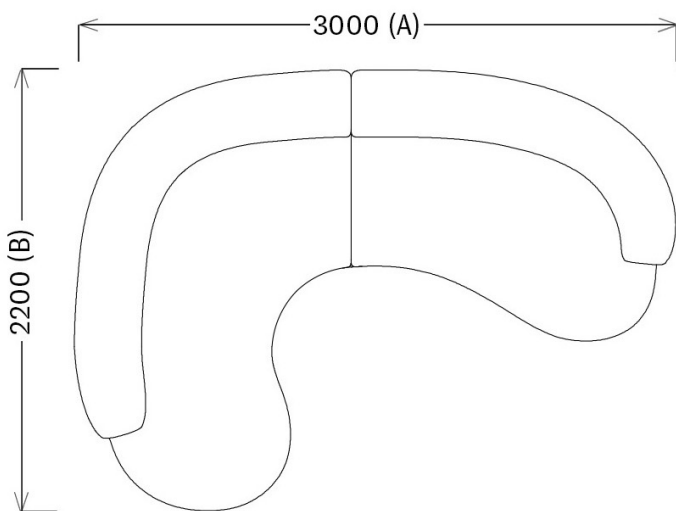
DIMENSIONS:

Offered in a variety of lengths, please see configuration sheet

Overall Height: 700mm

Arm height: 700mm

Seat height: 420mm



Configuration as seen in image above

CONSTRUCTION

Hybrid frame built with solid beech and CNC-cut cabinet grade birch plywood components. Fully hand sprung seat with sprung back and arms.

CUSHION

Layered foam with pure down wrap

FABRIC

Supplied by Sedilia or COM

Fabric must be a minimum of 138cm wide

TIMBERS



Solid European Oak
Natural Oil Finish



Solid European Black Walnut
Natural Oil Finish

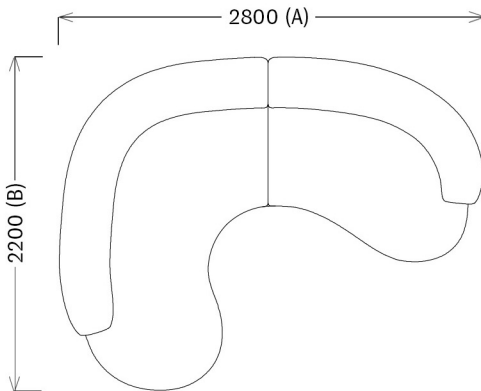


Solid European Black Walnut
Smoke and Oil Finish

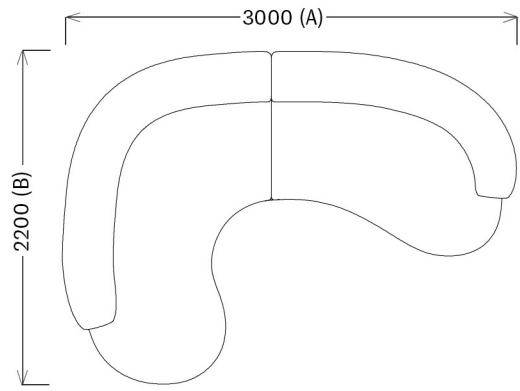
Custom sizing and finishing upon request.

SENNEN SECTIONAL Configuration Options

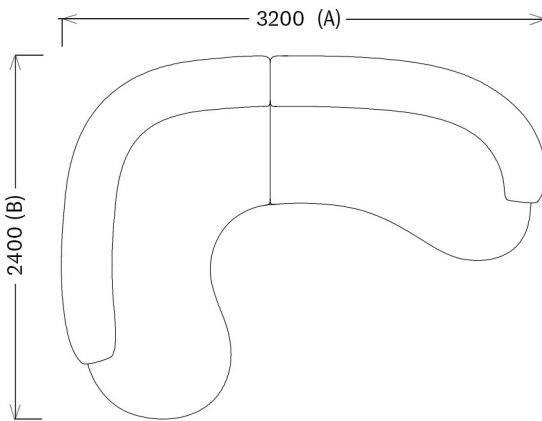
Length A and length B are available in the dimensions shown below or any combination thereof. Length B (the corner section) is available with either a curved arm or open arm variation. Right sided configurations are also available - please get in touch to discuss a configuration to work with your space.



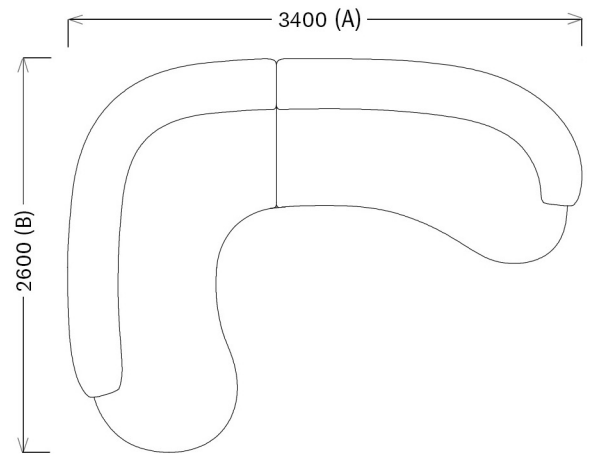
Length A - 2800mm with curved arm
 Length B - 2200mm with open arm



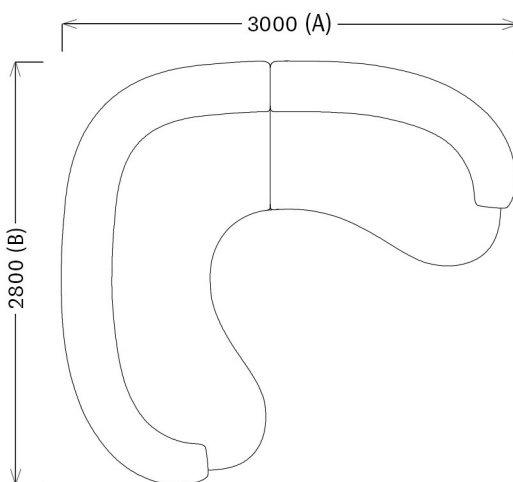
Length A - 3000mm with curved arm
 Length B - 2200mm with open arm



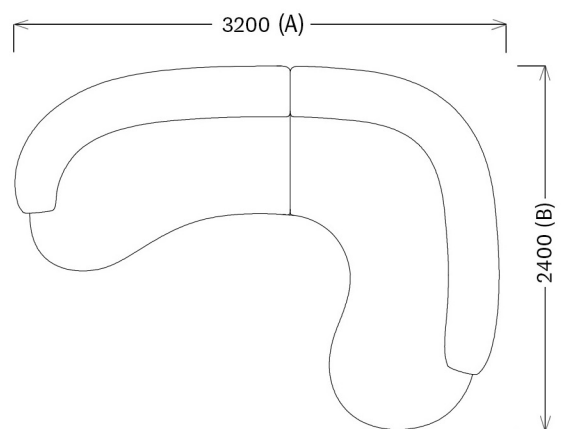
Length A - 3200mm with curved arm
 Length B - 2400mm with open arm



Length A - 3400mm with curved arm
 Length B - 2600mm with open arm



Length A - 3000mm with curved arm
 Length B - 2800mm with curved arm



Example of right sided configuration
 Length A - 3200mm with curved arm
 Length B - 2400mm with open arm