



## SENNEN SECTIONAL

The Sennen Sectional has been designed to be a striking centrepiece. With the versatility of multiple configurations, it can be tailored to suit any interior and lifestyle. The sofa has a choice of two arm designs – the curved arm creates a comfy cocooning corner, ideal for relaxing, or the open arm, where the seat flows forward, offering into the room. Made up of two sections, each available in a variety of lengths, they combine to create bold sweeping curves, both front and back. A considered sculptural form the Sectional is beautiful to view from all angles, with seat cushions wrapped in pure down it creates a vast corner of comfort.

- Handmade in London
- All pieces made to order in 10-12 weeks

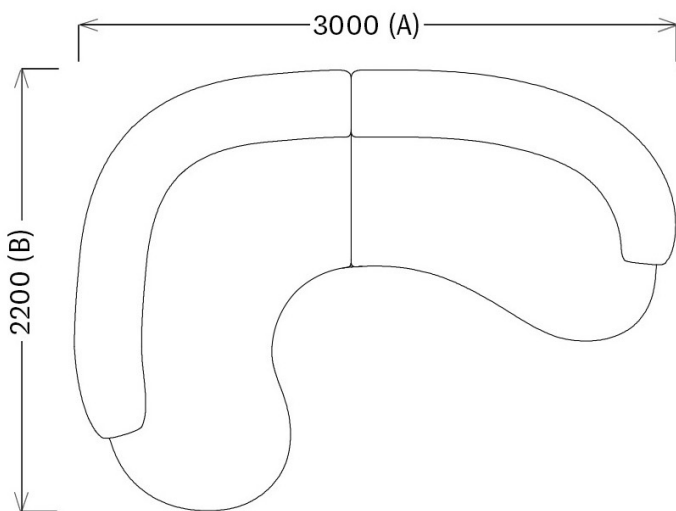
### DIMENSIONS:

Offered in a variety of lengths, please see configuration sheet

Overall Height: 700mm

Arm height: 700mm

Seat height: 420mm



Configuration as seen in image above

### CONSTRUCTION

Hybrid frame built with solid beech and CNC-cut cabinet grade birch plywood components. Fully hand sprung seat with sprung back and arms.

### CUSHION

Layered foam with pure down wrap

### FABRIC

Supplied by Sedilia or COM

### TIMBERS



Solid European Oak  
Natural Oil Finish



Solid European Black Walnut  
Natural Oil Finish

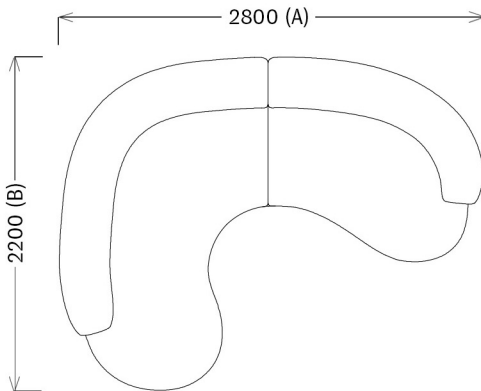


Solid European Black Walnut  
Smoke and Oil Finish

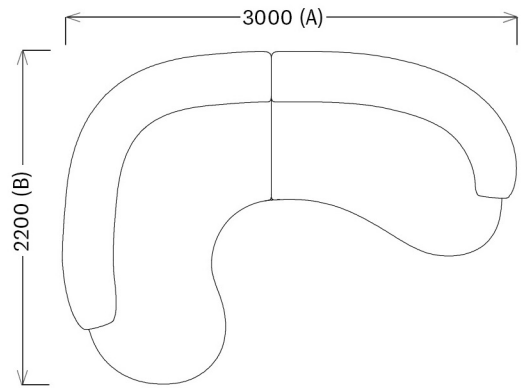
Custom sizing and finishing upon request.

## SENNEN SECTIONAL Configuration Options

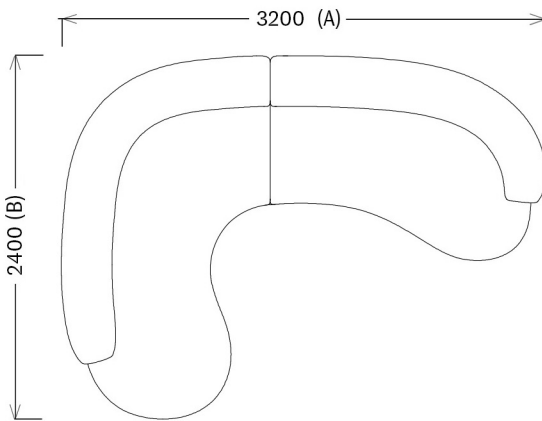
Length A and length B are available in the dimensions shown below or any combination thereof. Length B (the corner section) is available with either a curved arm or open arm variation. Right sided configurations are also available - please get in touch to discuss a configuration to work with your space.



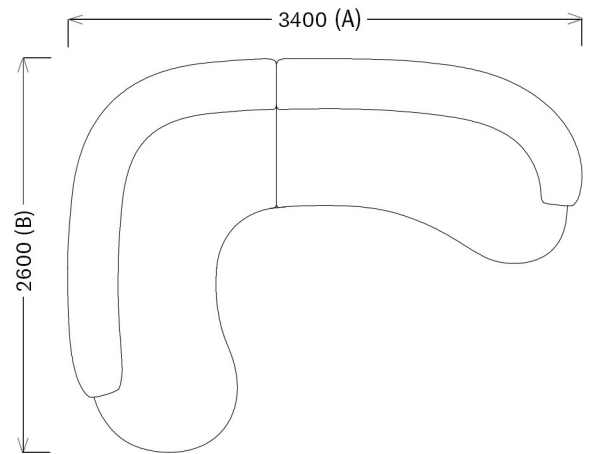
Length A - 2800mm with curved arm  
 Length B - 2200mm with open arm



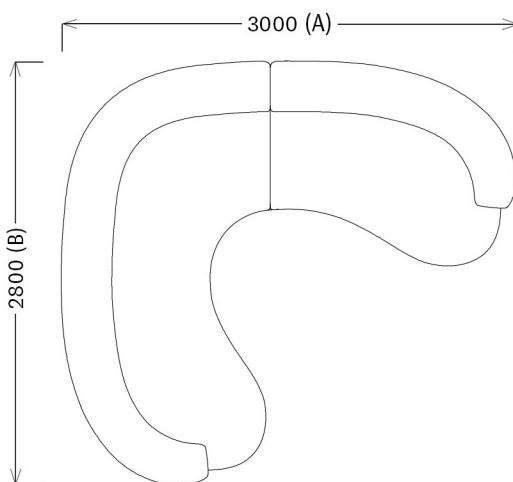
Length A - 3000mm with curved arm  
 Length B - 2200mm with open arm



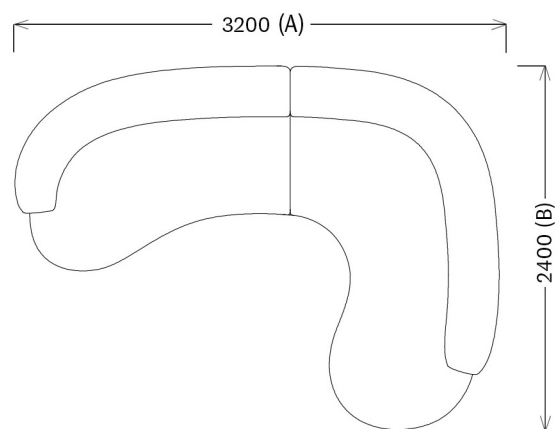
Length A - 3200mm with curved arm  
 Length B - 2400mm with open arm



Length A - 3400mm with curved arm  
 Length B - 2600mm with open arm



Length A - 3000mm with curved arm  
 Length B - 2800mm with curved arm



Example of right sided configuration  
 Length A - 3200mm with curved arm  
 Length B - 2400mm with open arm