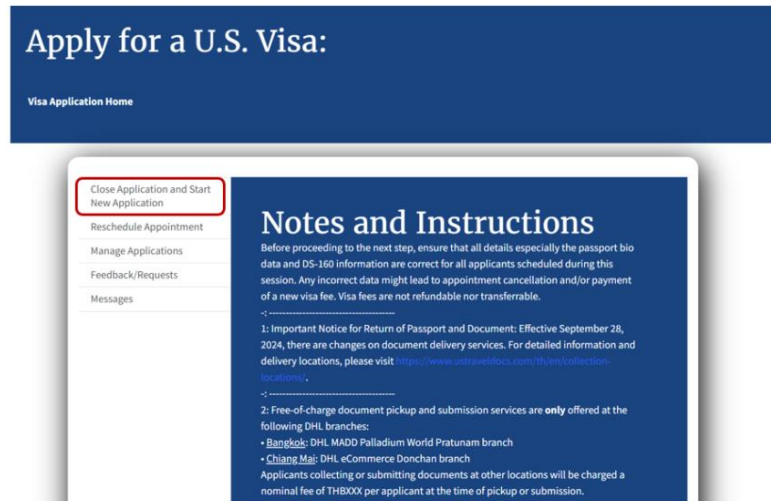
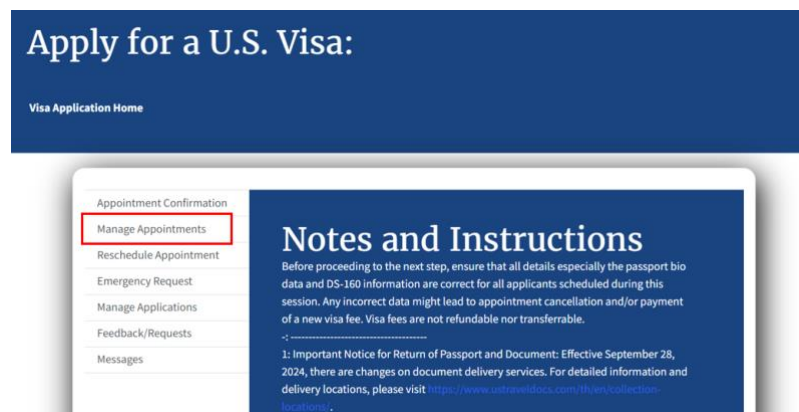


How to correct DS-160 barcode:

1. Log in to your profile at <https://www.usvisascheduling.com/en-US/>.
2. To correct the DS-160 **barcode**, you will need to select "Close Application and Start New Application."
3. If you have an open application without a future appointment, please select "Close Application and Start New Application."

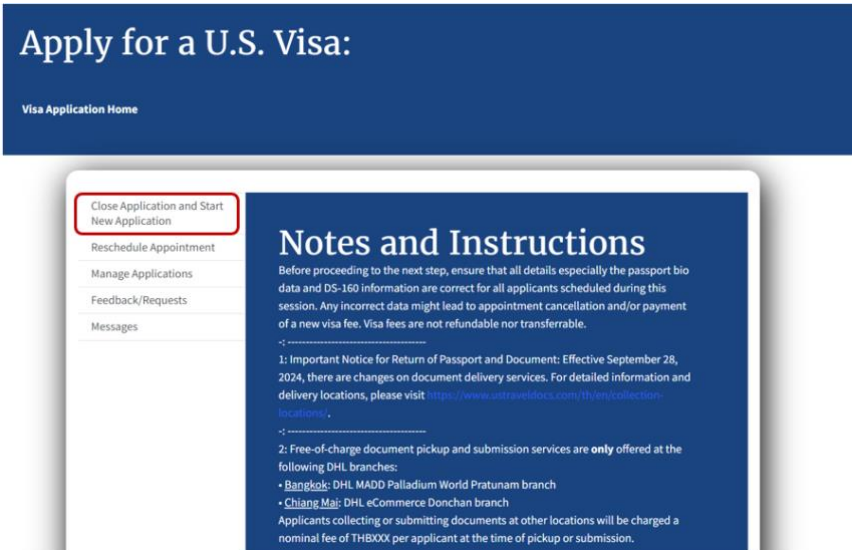
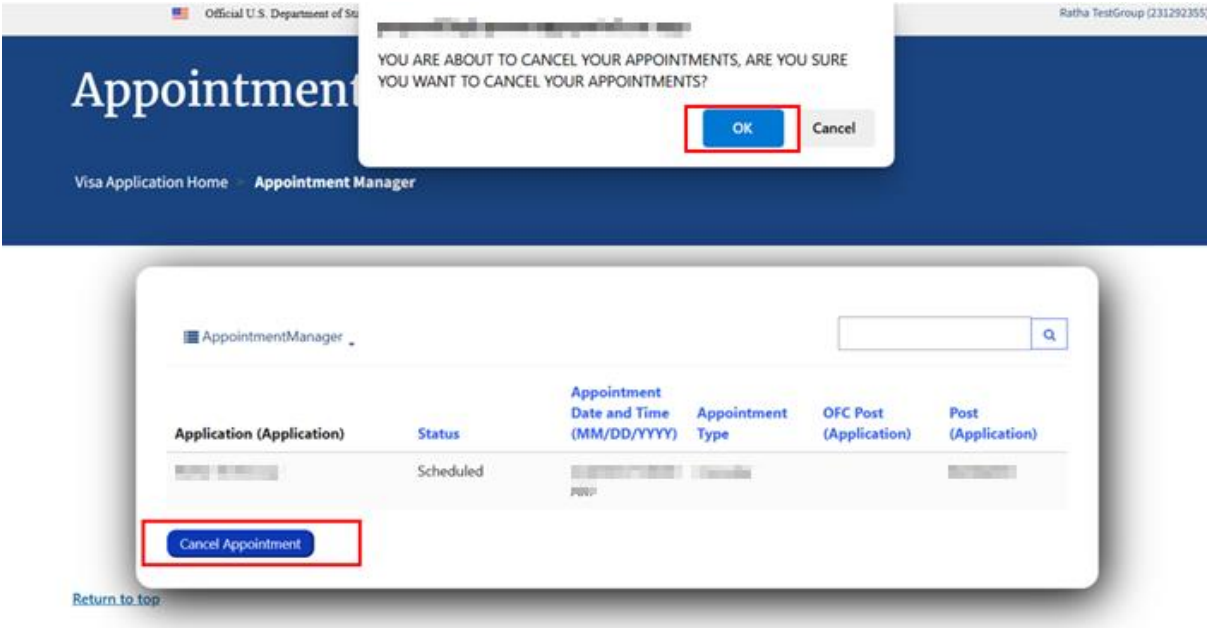


4. If you have a scheduled appointment, you will need to cancel your appointment. (You will lose one scheduling opportunity). Select "Manage Appointments," and confirm the cancellation.

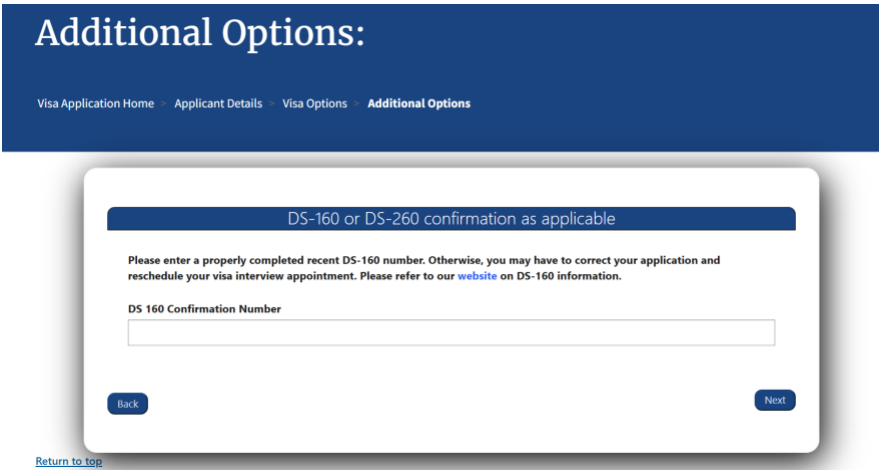


5. Please allow one business day for the selection "Close Application and Start New Application" to appear. Once available, confirm this selection

to start a new application.



6. Enter the correct DS-160 **barcode** during the scheduling appointment process.



7. Please make sure you come to your interview with an Appointment Confirmation Page bearing the most up-to-date DS-160 barcode; and the new/valid DS-160 Confirmation page.

Please complete this survey.

SurveyPrint

PRIMARY APPLICANT DETAILS

Appointments Made By:

Number of Applicants:

Passport Number:

Visa Class:

Visa Category:

Visa Priority:

DS-160 Confirmation Number:

CONSULAR APPOINTMENT DETAILS:

Number of Consular Appointments:

Consular Appointment Number:

Applicant Name:

Embassy/Consulate/OFIC:

Street Address:

Street Address (cont.):

City, Postal Code:

Consular Appointment Date (MM/DD/YYYY):

DOCUMENT DELIVERY INFORMATION

Applicant Name:

Document Delivery Type:

Location Name:

Address 1:

Address 2:

City:

Postal Code:

MRV FEE PAYMENTS


Applicant Name:

Receipt Number:

Amount:

BARCODES

Applicant Name:

DS-160: 

MRV: 

INSTRUCTIONS

8. If you are unable to select "Close Application and Start New Application," please send a request by selecting "Feedback/Requests" or contact the Call Center at [Apply for a U.S. Visa](#) to request a change to your correct DS-160 barcode

Apply for a U.S. Visa:

Visa Application Home

Appointment Confirmation

Manage Appointments

Manage Applications

Feedback/Requests

Messages

Notes and Instructions

Before proceeding to the next step, ensure that all details especially the passport bio data and DS-160 information are correct for all applicants scheduled during this session. Any incorrect data might lead to appointment cancellation and/or payment of a new visa fee. Visa fees are not refundable nor transferrable.

1: Important Notice for Return of Passport and Document: Effective September 28, 2024, there are changes on document delivery services. For detailed information and delivery locations, please visit <https://www.ustraveldocs.com/th/en/collection->