

The Oscar app lets you get the care you need wherever you are



Download the app to get access to everything you need to take good care of your health on-the-go.

With the app, you can:



Get your digital ID card



Talk to a doctor for \$0*



Search for providers



Refill prescriptions



Pay your bill

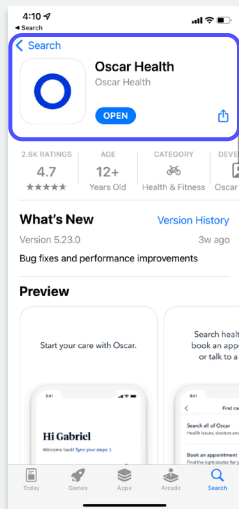


Message your Care Team

Here's how to download the Oscar app:

1

Search Oscar Health in the App store or Google Play.



Here's a shortcut.



2

Download. Then, open the app. *(This is where the magic happens.)*

3

Sign in. Enter your email address and your online account password.

If you don't already have an account, choose 'Create an account' and verify your email address.





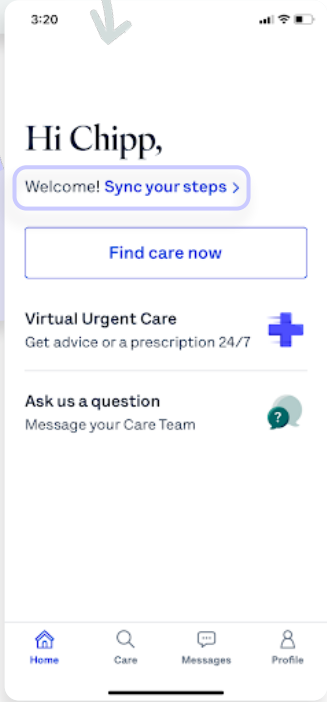
→ **Oscar Tip** ←

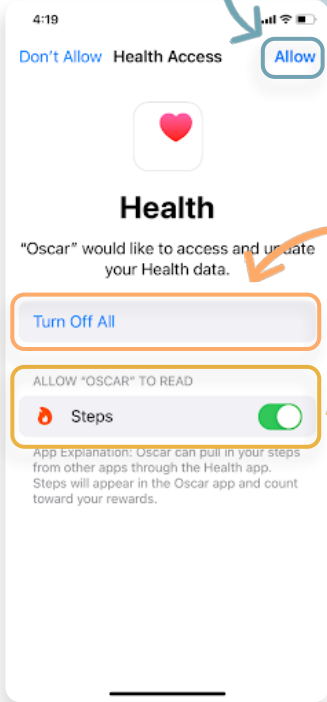
Hey, want to earn up to **\$100/year in Amazon gift cards**? Sync your steps with the Oscar app and get paid to meet your step goals.



Here's how to sync your steps:

- 1 Log in to the Oscar homepage.


- 2 Then, just click 'Sync your steps.'
- 3 Click 'Turn On All!'


- 4 Slide the 'Steps' tab to the right.
- 5 Then press allow in the top right corner.



Now, get stepping!

*Oscar's Virtual Urgent Care offerings are not available in US territories or internationally. Prescriptions, visits and services may be limited per provider discretion. Oscar's Virtual Primary Care is only available to members 18+.