



Persona Homes

by Home Group

BRANFORD

EAGLESCLIFFE

2-bedroom house

A thoughtfully designed home with a spacious main bedroom, a versatile second room, and a light-filled living area with French doors – ideal for flexible living.



Contact us:

T: 0800 030 8888


E: contactus@yourpersonahome.com

W: yourpersonahome.com

Durham Lane, Eaglescliffe, TS16 0RW



Ground floor



First floor

Ground floor

Lounge	4.42m x 2.99m
Kitchen/dining area	3.35m x 4.77m

First floor

Main bedroom	3.35m x 4.19m
Bedroom 2	2.11m x 3.56m
Total area	71 m²



Any floor plans are a general outline of the layout of the property for guidance only. All measurements are approximate and may vary and any intending purchasers should not rely on them as statements of fact or representations of fact but must satisfy themselves by inspection or otherwise as to their accuracy. CGI's and images are for illustrative purposes only. Specifications are subject to change. Images are indicative only and may be of previous developments.*Journey times and distances taken from google.com/ maps and are correct before going to print. All times and distances listed are approximate and may vary depending on time of travel.



Persona Homes

by Home Group

FULFORD

EAGLESCLIFFE

3-bedroom house

The Fulford is a stylish and versatile home with spacious living, smart storage, and a bright open-plan kitchen-dining area leading to the garden – perfect for modern living. Upstairs are three good-sized bedrooms and a modern family bathroom.



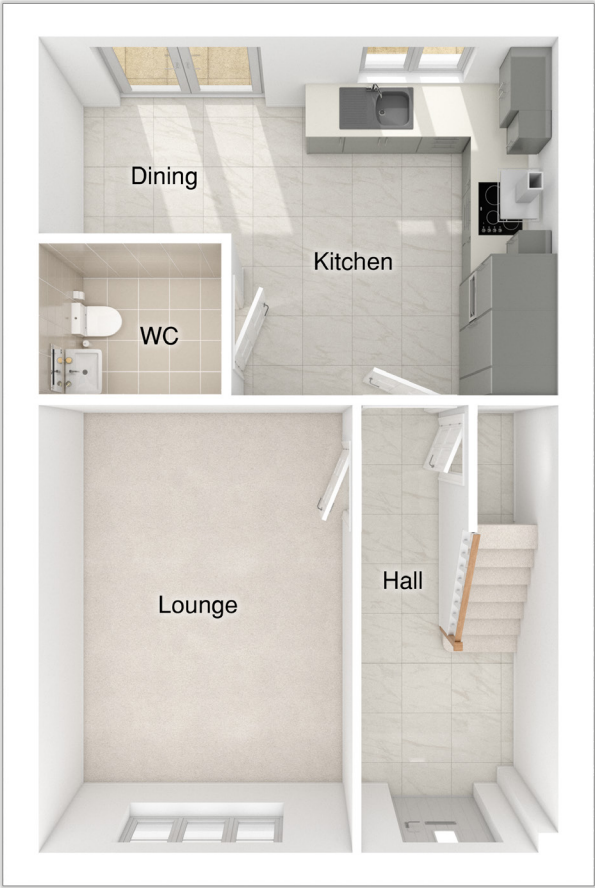
Contact us:

T: 0800 030 8888

E: contactus@yourpersonahome.com

W: yourpersonahome.com

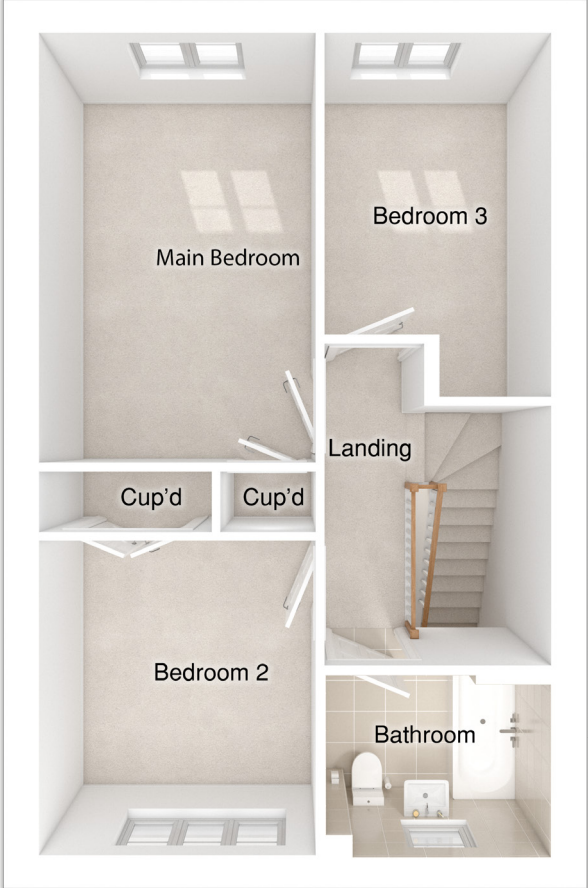
Durham Lane, Eaglescliffe, TS16 0RW



Ground floor

Ground floor

Lounge	3.14m x 4.49m
Kitchen/dining area	5.21m x 3.6m



First floor

First floor

Main bedroom	2.79m x 4.26m
Bedroom 2	2.79m x 3.14m
Bedroom 3	2.33m x 3.6m
Total area	86 m ²



Any floor plans are a general outline of the layout of the property for guidance only. All measurements are approximate and may vary and any intending purchasers should not rely on them as statements of fact or representations of fact but must satisfy themselves by inspection or otherwise as to their accuracy. Dimensions shown are not intended to be relied upon for installation of appliances or items of furniture or otherwise. CGI's and images are for illustrative purposes only. Specifications are subject to change. Images are indicative only and may be of previous developments.*Journey times and distances taken from google.com/ maps and are correct before going to print. All times and distances listed are approximate and may vary depending on time of travel.