

Helping Patients Stay Safe with Naloxone

Opioid overdose fatalities have been steadily increasing for the last 15 years.¹ Each year, more people die from overdose than from motor vehicle crashes.²

Doctors in California are legally bound to provide high-risk patients a prescription for the overdose reversal drug, naloxone. The law is designed to improve patient safety and help patients understand the risks associated with opioid use.

Protect yourself, your family and your household

1. You should only take prescription opioids that are prescribed to you and only as directed.
2. Inform your prescriber of all medications you are taking.
3. Do not mix opioids with alcohol or other sedatives.
4. If you stop taking opioids, your tolerance will decrease so take less when you restart.
5. Ensure your friends and family know how to respond to an overdose.
6. Store your medication in a safe and secure place where children cannot reach it.
7. Discuss naloxone with a family member, friend, or designee.

¹ www.cdc.gov/drugoverdose/data/overdose.html

² www.cdc.gov/nchs/deaths.htm

Naloxone HCl

Responding to a Suspected Opioid Overdose

Signs of an Overdose

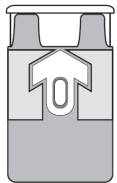
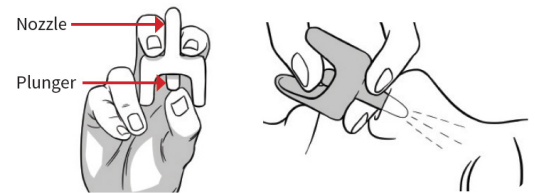
- Unresponsive; can't talk or walk
- Shallow, slow or no breathing
- Slow or no pulse
- Eyes rolled back

How to Respond

1. Check responsiveness; ask if they're okay, shout name, shake shoulders.
2. Call 911.
3. Administer naloxone.
4. If you are trained in rescue breathing or CPR, administer rescue breathing and/or chest compression until help arrives.
5. If person is unresponsive, lay them on their side and stay with them while waiting for help.

Narcan® Nasal Spray

This nasal spray needs no assembly and can be sprayed up one nostril by pushing the plunger. If no reaction in 3 minutes, give second dose.

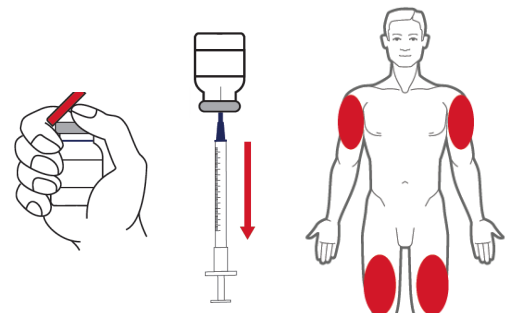


Auto-Injector

The naloxone auto-injector needs no assembly and can be injected into the outer thigh, even through clothing. It contains a speaker that provides step-by-step instructions. If no reaction in 3 minutes, give second dose.

Injectable Naloxone

1. Remove cap from naloxone vial and uncover the needle.
2. Insert needle through rubber plug with vial upside down.
3. Pull back on plunger and fill syringe up to 1 ml.
4. Inject 1 ml of naloxone into an upper arm or thigh muscle.
5. If no reaction in 3 minutes, give second dose.



San Francisco Department of Public Health, *Opioid Safety and How to Use Naloxone*
British Columbia Centre for Disease Control, *What is Naloxone and Why do You Need It?*