



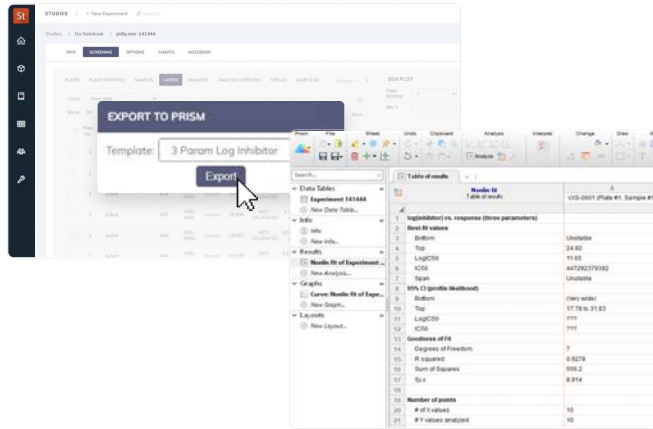
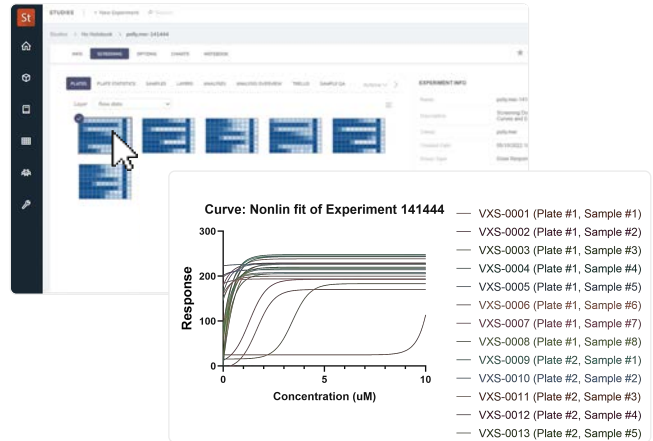
Save Time, Accelerate Research and Access Higher Quality Data

Introducing the Dotmatics Platform integration with Prism

Faster Access to Data and Insights

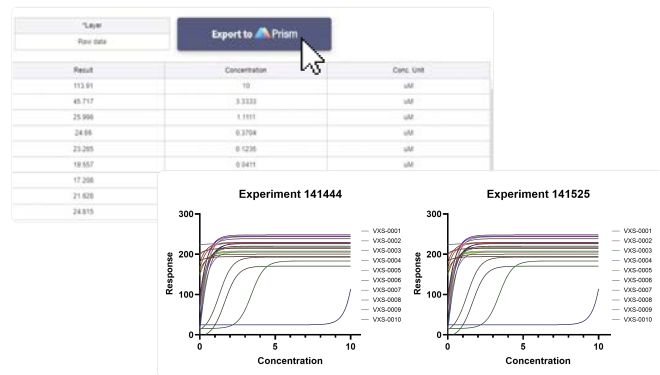
Dotmatics Platform can directly ingest information from instruments, parse plate-based data and perform rapid analysis.

Using the Prism integration in your workflow, seamlessly perform advanced statistical analysis such as non-linear regression, biphasic and global curve fit on various experiments. Then easily create publication quality graphs with a huge array of custom features.



Automatically Perform Statistical Calculations

Use templates to export experiments to Prism, where the results can be automatically calculated and graphed, allowing for greater reproducibility and replicability.



Save Hours of Manual Data Aggregation

Skip time-consuming and error-prone manual collating of assay data. Aggregate your data from multiple experiments in Dotmatics and then seamlessly export to it Prism, all while being F.A.I.R compliant.

Discover the Value of Integrating Prism with the Dotmatics Platform

Trusted by more than 750,000 of the world's leading scientists, Prism is one of Dotmatics' most popular scientific tools. As part of Dotmatics Platform, this native integration brings significant user efficiency and time savings to drug discovery programs while greatly reducing the risk of errors in data, enabling scientists to streamline analysis.

[Learn More](#)

dotmatics.com/solutions/prism