


Send healthy food and supplies via Instacart, straight to someone's door

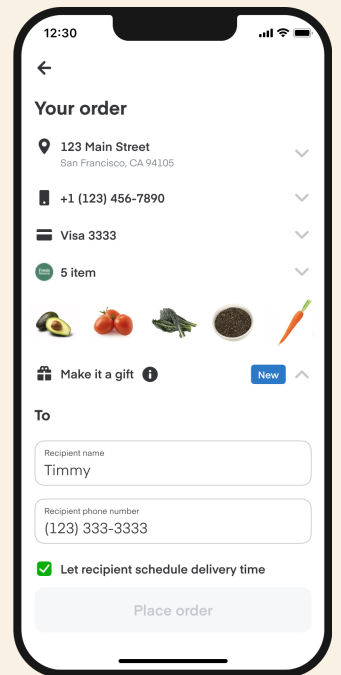
Care Carts on Instacart lets you easily gift care packages, medical supplies or just groceries to a client, patient or family member. Shop online on behalf of someone, pay for the order, and have it delivered to your recipient in as fast as 1 hour. They will get updates along the way, then simply meet their delivery at the door.

How to create a Care Cart:

- 1 Log in or create an Instacart account.
- 2 Input the address of your recipient in the address field at the top of the page to select a store that delivers near them.
- 3 Shop for food and products for your recipient by adding them to cart, and then proceeding to checkout. Make sure to confirm the correct delivery address for your recipient at checkout.



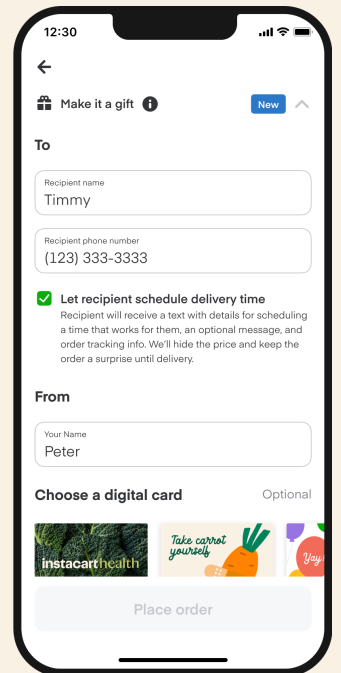
4 Choose your delivery time.



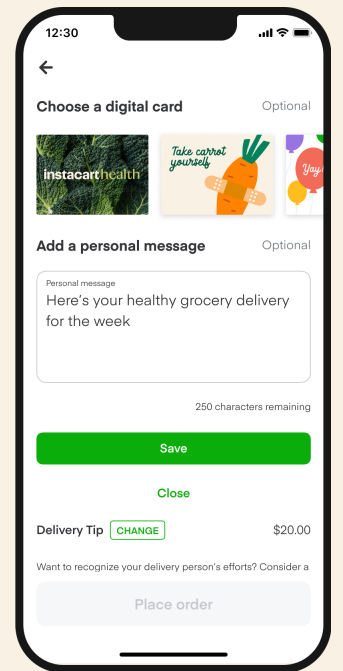
5 Scroll down the page and select "Make it a gift."

6 Enter your recipient's name and phone number.

7 Enter the Sender name (whether that's a business or yourself).



- 8 Choose a digital card and add an optional personal message including dosage requirements, food guidelines, or well wishes.



- 9 Save and place order.

