

Sofa Table

URBAN OUTFITTERS

Assembly Instructions

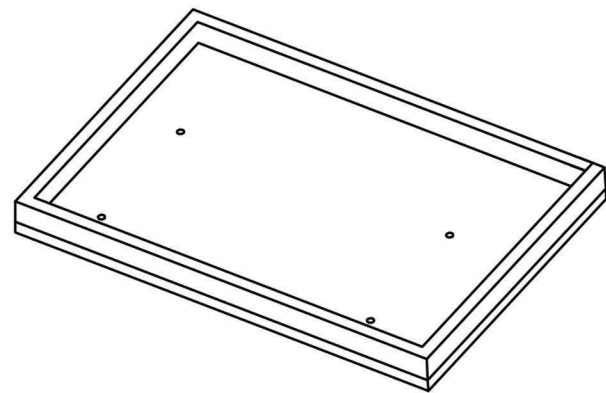


Do not throw away packing materials and carton until after assembly.
Assemble all parts on a clean smooth surface

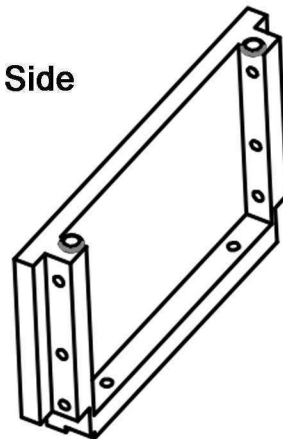
CARE INSTRUCTIONS:
Avoid direct exposure to sunlight. Do not place over heat or Air conditioning vents.
Blot spills do not rub, clean with a white cloth.
Do not use harsh chemicals.
Before cleaning any part test a small spot in a hidden area.
You may need to re-tighten all bolts after initial use.

PARTS INCLUDED

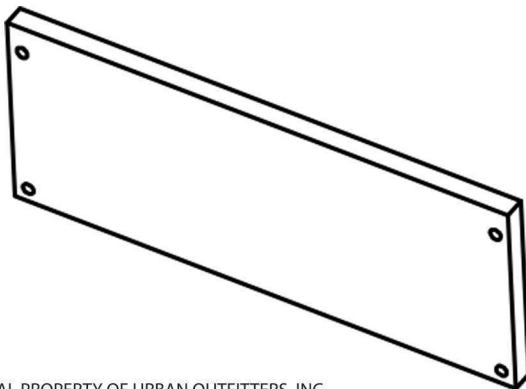
(A)x1 Top



(B)x2 Side




(C)x2 Front & Back



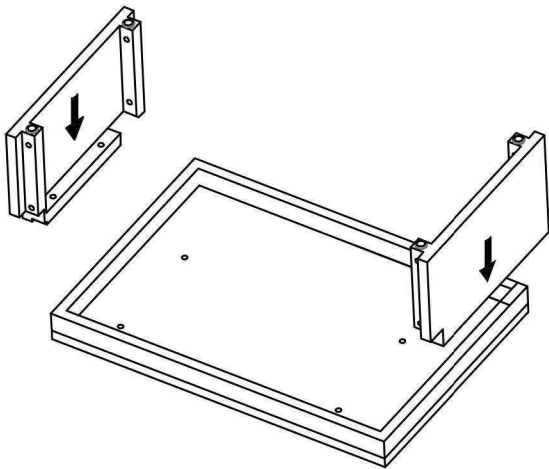
(D) X1 Ln Key



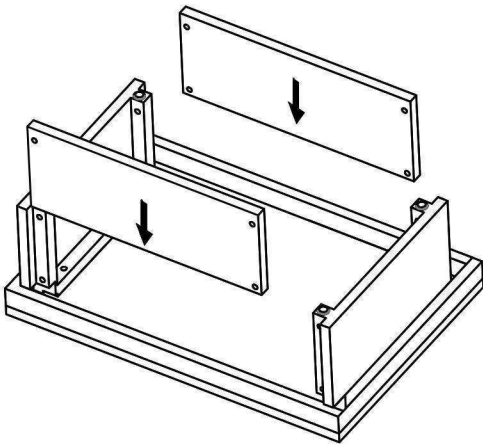
BOLT (E) X 12, 1/4 IN X 20MM



STEP 1



STEP 2



Step 3

