

Responsible Minerals Report 2023



Vodafone Responsible Minerals Report 2023

This Responsible Minerals Report includes our Conflict Minerals Report, together with additional reporting on responsible sourcing of cobalt.

Vodafone Conflict Minerals Report 2023

This Conflict Minerals Report for the year ended 31 December 2023 is presented by Vodafone Group Plc ('Vodafone') in accordance with Rule 13p-1 (the 'Rule') under the US Securities Exchange Act of 1934 (the 'Exchange Act').

The Rule applies to companies required to file reports with the US Securities and Exchange Commission ('SEC') under Section 13(a) or 15(d) of the Exchange Act if any of the products they manufacture or contract to manufacture contain conflict minerals necessary to the functionality or production of the product ('In-Scope Products'). As defined by the content requirements of SEC Form SD, 'Conflict Minerals' include columbite-tantalite ('coltan'), cassiterite, wolframite and/or gold, or their derivatives, which are limited to tantalum, tin and tungsten (each a '3TG metal').

Please refer to the requirements of SEC Form SD for definitions of many of the terms used in this report, including 'Covered Countries' (Democratic Republic of Congo ('DRC') or an adjoining country).



Company overview

Vodafone is the largest pan-European and African telecoms company.

We provide mobile and fixed services to over 330 million customers in 15 countries (excluding Italy and Spain, which are held as discontinued operations under Vodafone Group), partner with mobile networks in 43 more and have one of the world's largest Internet of Things (IoT) platforms. In Africa, our financial technology businesses serve almost 79 million customers across seven countries – managing more transactions than any other provider.

Our purpose is to connect for a better future by using technology to improve lives and businesses, and helping to make progress towards inclusive sustainable societies. We are committed to reducing our environmental impact to reach net zero emissions by 2040.

For more information, please visit [Vodafone.com](https://www.vodafone.com), follow us on X (formerly Twitter) at [@VodafoneGroup](https://twitter.com/VodafoneGroup) or connect with us on LinkedIn at www.linkedin.com/company/vodafone.

Vodafone's American Depositary Shares are listed on the NASDAQ Global Select Market LLC ('NASDAQ'). We are therefore subject to the NASDAQ listing rules and file reports with the SEC under Section 13(a) of the Exchange Act.

We use electronic equipment in our operations and we sell a range of products to our customers, including SIM cards, fixed broadband routers, TV set-top boxes and IoT devices. Vodafone Automotive also sells electronic products, such as anti-theft, parking assistance and telematics systems, to vehicle manufacturers.

Most of the products that we resell to customers, such as smartphones, routers and tablets, are produced by suppliers categorised as original equipment manufacturers ('OEMs'). OEMs are major companies with internationally recognised brands that report sustainability actions in their own right.

We also offer our customers a range of devices that carry the Vodafone logo, which is when we contract with suppliers to manufacture these for us. These devices are designed and built on our behalf by suppliers known as original design manufacturers ('ODMs'). We contract ODMs to design and manufacture these products according to our specifications and therefore have some degree of influence over the manufacturing of the product, such as specifying certain criteria for the materials, parts or components to be used. However, we do not own, operate or control the manufacturing plants where they are made. Vodafone Automotive also operates a small technology device manufacturing plant in Italy.

'In-Scope Products' (defined on [page 4](#)) only account for a small proportion of our total expenditure (less than 1%).

The agreements in place with our 'In-Scope Suppliers' (defined on [page 4](#)) give Vodafone the right to perform supplier quality audits and to ensure that we only select vendors that work with integrity, safety and quality. Our [Annual Report](#) and [Modern Slavery Statement](#) provide more information about our supply chain and how we manage relevant sustainability risks. These are available on our [website](#).



Applicability

Our products contain numerous components that may contain one or more of the 3TG metals. For example, tin is often used as a soldering material for electronic components, gold and tantalum are typically used in components such as connectors or capacitors, and tungsten may be used in printed circuit boards.

We conduct an annual analysis of our suppliers' procurement and manufacturing activities to determine which products the Rule applies to ('In-Scope Products') by:

- Identifying the products that are likely to include 3TG metals. We do this by reviewing product categories through our supplier qualification process and, for Vodafone Automotive products, checking whether components are listed as including 3TG metals on the automotive industry's [International Material Data System](#).
- Determining which of these products are likely to be ones that we contract to manufacture or, in the case of Vodafone Automotive products, manufacture.

For the year ended 31 December 2023, we identified six types of In-Scope Products:

- Connected home devices (i.e. routers, modems and set-top boxes)
- Datacards (i.e. mobile broadband dongles)
- Internet of Things devices
- Vehicle anti-theft systems, such as alarm sirens and intrusion sensors
- Parking assistance products, such as sensors and electronic units that assist drivers in parking their vehicles

- Telematic control units for vehicles, such as tracking systems based on Global System for Mobile Communications ('GSM') and Global Positioning System ('GPS') technologies.

We sourced these In-Scope Products, or their components, from 65 suppliers ('In-Scope Suppliers') in the year ended 31 December 2023.

Reasonable Country of Origin Inquiry

In accordance with the Rule, we carried out a Reasonable Country of Origin Inquiry ('RCOI') and due diligence process to determine the origin of the 3TG metals used in our In-Scope Products.

The smelters and refiners ('Smelters') that produce 3TG metals, and the mines from which the minerals are originally sourced, are many steps away from Vodafone in the supply chain. We therefore rely on our In-Scope Suppliers to provide information to support our due diligence efforts.

We include Conflict Minerals reporting requirements as part of our In-Scope Suppliers' contractual obligations. These require In-Scope Suppliers to conduct due diligence to identify the origin of the 3TG metals in the components or products they sell to us and ensure that the 3TG metals are sourced responsibly. Our direct In-Scope Suppliers are expected to extend similar requirements to their own suppliers and cascade them down the supply chain until the origin of the 3TG metals contained in the products supplied to us (either directly or indirectly) can be identified.

Identified In-Scope Suppliers are required to report on their progress annually by



completing the Responsible Minerals Initiative ('RMI') Conflict Minerals Reporting Template ('CMRT'). The RMI is an industry initiative in which we participate to support the collection of information, increase transparency and establish a chain of custody over the mineral supply chain.

We conduct our RCOI based on the Smelter information received from our In-Scope Suppliers in their CMRT submission. We then compare this with the RCOI database compiled by the RMI. The RCOI database contains aggregated data on the origins of 3TG metals from Smelters that conform with the RMI's [Responsible Minerals Assurance Process](#) ('RMAP').

In some cases, information provided by our direct suppliers is incomplete and suppliers are unable to confirm the 'Country of Origin' information for 3TG metals.

RCOI conclusion

Based on data collected from our In-Scope Suppliers for the year ended 31 December 2023, we believe that some 3TG metals contained in our In-Scope Products originate from Covered Countries and we have conducted due diligence as described later in this report.

See the [Annex](#) for a list of the confirmed Smelters included in the Conflict Minerals reports submitted by our In-Scope Suppliers and the compiled Countries of Origin Information.

Vodafone's commitment to sustainable business in the DRC

We have been operating in the DRC, through our Vodacom subsidiary, since 2002. Vodacom Congo (RDC) S.A. ('Vodacom DRC'), a subsidiary of Vodacom Group Limited (which is a member of the Vodafone Group), is the largest provider of telecommunications services in the DRC, with revenues of US\$650 million in the financial year ended 31 March 2024 (FY2024).

Our purpose – to connect for a better future – is the driving force behind our commitment to digital and financial inclusion which is achieved through focused execution of our strategy. We constantly seek out opportunities to improve lives and to contribute to positive socio-economic development through connectivity and technology solutions and partnerships. These products and services are complemented by additional activities delivered through our charitable foundations. Initiatives in the year ended 31 December 2023 include:

- Je Suis Cap (I am Capable) continues to drive the empowerment and social reintegration of women living with disabilities, and will be expanded in the coming year. It has already provided training and support for 950 women in five regions to run their own businesses as M-Pesa agents, helping them gain financial independence and contribute to economic growth in their communities (pictured below).
- In partnership with local organisation Africa Moto, we are providing biomass stoves to promote clean cooking and enabling people to purchase supplies of biomass pellets using M-Pesa. Switching to biomass stoves contributes to improved health, reduces CO₂ emissions and consumes 91% less wood than charcoal. It also cuts fuel costs by around 50% compared with charcoal or liquid petroleum gas, and empowers women by reducing time taken to collect cooking fuel (pictured right).



■ Moloni, our new agritech platform developed in partnership with Kadea Academy, a local training organisation, will provide farmers with weather reports, sustainable farming advice and a digital marketplace that connects players across the agricultural value chain (producers, logistics, sellers, buyers, processors). The app is integrated with M-Pesa and is being piloted in three regions, reaching around 1,000 farmers (pictured below).

■ Mum & Baby, a collaborative effort with the Vodafone Foundation, is a health service reaching across the DRC that offers zero-rated access to information on maternal, neonatal and child health with the aim of reducing mother, infant and child mortality. Content includes information from the Ministry of Health, non-governmental organisations and United Nations Women.

■ EYANO offers on-demand access to public service information to support the wellbeing and development of communities, particularly in regions where access to information is limited. Topics include health and wellbeing, agriculture, gender equality, water and sanitation, family planning, weather, finance and human rights. Over 2.3 million calls per month, from across the DRC, were logged in FY2024. For Vodacom subscribers, the first 10 calls per month are free.

■ VodaEduc provides free maths, science, information technology, economics and finance e-curriculum resources including videos, interactive exercises and 36 digital classes. VodaEduc had 107,540 active users in FY2024 with plans for expansion in the coming year. It is enhanced with our university scholarship programme, which

has awarded 1,400 bursaries to students since inception.

■ Kadea Learn is an online learning platform that offers career-focused courses in coding and digital industries, available free to Vodacom subscribers with no data required.

We believe that success should not come at the cost of the environment, and we are committed to managing direct environmental impact through e-waste management, recycling and energy management while also supporting government and local community initiatives.

For more on our commitment to sustainable business in the DRC, see the Vodacom Group 2024 Environmental, Social and Governance (ESG) report which will be released in June 2024 on vodacom.com/integrated-reports.



Strengthening employee engagement for mineworkers in the DRC

In the fast-growing city of Kolwezi in the DRC, more than 15,000 people are employed as frontline workers at two local mines operated by Glencore – Kamoto Copper Company and Mutanda Mining.

Vodacom Business partnered with the two mines and Standard Bank to create the [Umoja App](#), a digital workplace tool that provides employees with real-time information, including health and safety updates, human resources information, payroll details, training and employee feedback channels.

The app was launched in 2022 and Vodacom provided 8,800 employees with smart phones and solar chargers in the first year. In 2023, Vodacom connected a further 2,300 employees of Glencore Mutanda, bringing the total number of employees reached to 10,800. Vodacom also continues to improve the network coverage on the mining site and in the town.

Responsible mineral sourcing

3TG metals come from many different Smelters in a complex and often opaque supply chain. Minerals are extracted from mines, Smelters procure minerals and process them into useable metals, and these metals are then used to make components to go into electronic products.

We conduct due diligence to support our commitment to source minerals responsibly and to comply with relevant disclosure regulations. Our aim is to ensure that none of the products or components we buy contain 3TG metals that have helped to fund conflict (as set out in our [Responsible Minerals](#)

[Statement](#)) or contribute to other risks identified in the [Organisation for Economic Cooperation and Development \('OECD'\) Due Diligence Guidance for Responsible Supply Chains of Minerals from Conflict-Affected and High-Risk Areas \(Third Edition\) \('OECD Due Diligence Guidance'\) Annex II](#).

Our process is designed to comply with the Rule and interpretive guidance and conform with the internationally recognised framework set out in the OECD Due Diligence Guidance.



Due diligence

Our due diligence process follows the five-step framework set out in the OECD Due Diligence Guidance.

Step 1: Establish strong company management systems

We have an internal policy related to the sourcing of Conflict Minerals. Based on this policy, we developed and publicly communicated our Vodafone Responsible Minerals Statement, which is also referenced in our Group Human Rights Statement. Overall accountability for implementation of the policy lies with our Group Chief Commercial Officer, who sits on our Group Executive Committee.

The policy is overseen by our Group Devices Director, who leads the function responsible for sourcing mobile phones, tablets, set-top boxes and other such devices. Representatives from corporate functions provide legal expertise and subject matter expertise, and our procurement teams manage relationships with In-Scope Suppliers, all of whom support the implementation of due diligence activities.

We work together with specialist consultancy service providers to assist in tracking data, assessing risks and preparing our reporting. Our data management system is continuously updated and accessible in real-time.

Additionally, we have engaged with a third-party auditor to assess the processes and procedures of our Responsible Minerals Programme to the requirements of the Rule and conformance to the OECD Due Diligence Guidance. The audit results are used to validate the implementation of our process and identify potential opportunities for improvements in future.

We have established a process to identify In-Scope Suppliers (as outlined in the Applicability section on [page 4](#)) and we include Conflict Minerals clauses in their contracts. These clauses require In-Scope Suppliers to conduct due diligence to identify the smelters of 3TG metals in the components or products they sell to us in an effort to demonstrate that the 3TG metals are not from a source which directly or indirectly finances or benefits armed groups or contributes to other OECD risks (as set out in the [OECD Guidance Annex II](#)).

Our direct In-Scope Suppliers are expected to extend a similar identification process (as described on [page 4](#)) to their own suppliers and cascade them down the supply chain until the smelter of the 3TG metals contained in the In-Scope Products can be identified.

The identified In-Scope Suppliers must report on their progress through the RMI CMRT, which they are required to complete on an annual basis. The CMRT is designed to identify the Smelters from which any 3TG metals in each In-Scope Product are sourced.

We engage with In-Scope Suppliers to raise awareness of our processes and requirements, and help them understand how to meet the requirements of the contract clause on Conflict Minerals and how to improve accuracy in CMRT data collection. If required, we provide support and training. We also share advice on how to complete the CMRT and apply lessons learned from the previous year's disclosure process.

In addition, we provide a dedicated point of contact at Vodafone to respond to suppliers' questions on Conflict Minerals Reporting. Our established Speak Up process, outlined in our [Code of Conduct](#), provides a companywide



grievance mechanism for reporting any concerns related to allegations of illegal or unethical practices or breaches of Vodafone's Code of Conduct and policies, including those related to Conflict Minerals. It can be used by employees, contractors, suppliers' employees or contractors, business partners or any other individual or organisation to report concerns, anonymously if they prefer. Information on supplier ethics and Speak Up is available on our [website](#).

Step 2: Identify and assess risks in the supply chain

To identify and assess Conflict Minerals risks in our supply chain, we required all suppliers of In-Scope Products (identified through the applicability assessment outlined on [page 4](#)) to complete the CMRT.

We compared the Smelters identified in the In-Scope Supplier responses with the RMI List of All Eligible 3TG Smelters, the RMI Smelter Revision History List, The RMI List of Conformant Smelters and the RMI List of Active Smelters. These lists are maintained online by the RMI and are frequently updated to reflect changes in the reported status of Smelters.

See [Annex](#) for:

- A list of RMI-eligible Smelters which were included in the reports submitted by our In-Scope Suppliers and identified as 'RMI Conformant' by the RMI. RMI Conformant Smelters have successfully completed a RMAP audit and maintain good standing in the programme through a continual validation process. They have the systems and processes in place to support responsible sourcing of raw materials and can provide evidence to support their sourcing activities.

- A list of RMI-eligible Smelters which were included in the reports submitted by our In-Scope Suppliers and identified as 'RMI Active', meaning they are progressing to become RMI Conformant but have not yet completed the mandatory RMAP audit conducted by an independent audit firm. RMI Active Smelters have signed an Agreement for the Exchange of Confidential Information and Auditee Agreement contracts. If they are deemed by the RMI not to be progressing toward a RMAP audit, gap closure or re-audit for a period of more than 90 days, they will be removed from the Active list.

- A list of In-Scope Supplier-reported Smelters that Vodafone categorises as 'RMI Non-conformant'. These Smelters have been validated by the RMI as eligible but either do not participate in the RMI RMAP process or have been suspended by the London Bullion Market Association (LBMA) from its Good Delivery List and consequently removed from the RMI's Conformant and Active Lists.

Based on our analysis of the 65 In-Scope Suppliers, we identified some CMRT issues, such as incomplete reporting of sub-suppliers, inconsistencies in the Declaration section of the CMRT, incomplete reporting at company level, and identification of RMI Non-conformant Smelters in the supply chain. We followed up with relevant In-Scope Suppliers to further assess, address and resolve these issues through direct supplier engagement.

In an effort to improve the overall conflict minerals disclosure process, we met with the US Government Accountability Office (GAO) 2023 Congo Conflict Minerals team to support its annual review. The GAO review aims to gain insight on company filing and due diligence processes in accordance with the Rule, including any challenges that companies may

have faced in the last year. We explained to the GAO how Vodafone is addressing Conflict Minerals with In-Scope suppliers, provided feedback and shared examples of some of the challenges we face in collecting relevant information, the trends we have observed, and the tools and due diligence processes we use. We also suggested ways to improve due diligence and exchanged views on the upcoming regulations in Europe.

Step 3: Design and implement a strategy to respond to identified risks

Our strategy to respond to identified risks includes a range of measures that form part of our due diligence process. We have a communication and escalation process in place to notify and engage, if required, our Group Chief Commercial Officer where any potentially significant risks are identified.

We use legal and contractual mechanisms to obligate our In-Scope Suppliers to comply with relevant regulations.

We review In-Scope Supplier responses to the CMRT and follow up with In-Scope Suppliers to request clarification or more complete responses where necessary. Where any risks are

identified, we engage with In-Scope Suppliers and request their commitment to corrective actions to manage these risks. We follow up on agreed corrective actions.

If In-Scope Suppliers identify Smelters within our supply chain that are RMI Non-conformant, we ask In-Scope Suppliers to encourage these Smelters to participate in the RMAP process by a specific date, or consider alternate sourcing arrangements.

Through the application of our due diligence process, we strive to reduce the number of RMI Non-conformant Smelters, while continuing to support local economies by allowing the use of materials from Conflict-Affected and High-Risk Areas¹, including the Covered Countries, that have been processed by Smelters that are RMI Conformant.

We also participate in wider industry efforts to support responsible sourcing and audit Smelters' due diligence activities through our membership (member code: VODA) of the RMI (see box below).

¹ Definition of Conflict-Affected and High-Risk Areas: www.responsiblemineralsinitiative.org/minerals-due-diligence/riskmanagement/conflict-affected-and-high-risk-areas.

Participating in the RMI

We participate in industry efforts to support responsible sourcing of minerals as a member of the RMI. The RMI works to validate Smelters as conflict-free and assists companies in making informed decisions about Conflict Minerals in their supply chain. The data that informs certain statements in this declaration, such as the RCOI report, was obtained through our membership of the RMI.




Step 4: Carry out independent third-party audits of Smelter due diligence practices

We do not directly purchase raw minerals, ores or 3TG metals. We are many steps removed from the mines and Smelters that supply the minerals, ores and 3TG metals contained in our products. Therefore, our due diligence efforts rely on cross-industry initiatives, such as the RMI, to conduct audits of Smelters' due diligence practices.

Step 5: Report annually on supply chain due diligence

In accordance with the Rule and the OECD Due Diligence Guidance, our reporting on Conflict Minerals is publicly available on our [website](#) within our Responsible Minerals Report.



Determination

As we do not directly purchase raw minerals, ores or 3TG metals, we rely on our direct (Tier 1) In-Scope Suppliers to gather information about Smelters in our supply chain.

We received CMRT responses for the year ended 31 December 2023 from all 65 In-Scope Suppliers (100%). All RMI reference data and supplier information was based on RMI data received as of 21 February 2024.

Based on In-Scope Supplier responses for the year ended 31 December 2023, we have identified 284 Smelters that are on the RMI list of known Smelters. Of these, 80% were either RMI Conformant or RMI Active: 224 are certified as RMI Conformant and five are Active. The remaining 55 Smelters were identified as RMI Non-conformant.

See the [Annex](#) for the lists of identified Smelters and their RMAP status.

We will engage with the In-Scope Suppliers that have identified Non-conformant Smelters as being within their supply chain to either encourage the Smelters to become RMI Conformant through escalatory measures or remove them from the supply chain.

The data provided by In-Scope Suppliers continues to improve with additional Smelter details being included in our In-Scope Suppliers' CMRT responses. However, there are still gaps in the information provided where suppliers in the supply chain have failed to provide details for all components. Responses from In-Scope Suppliers showed that there are still significant challenges relating to information about the

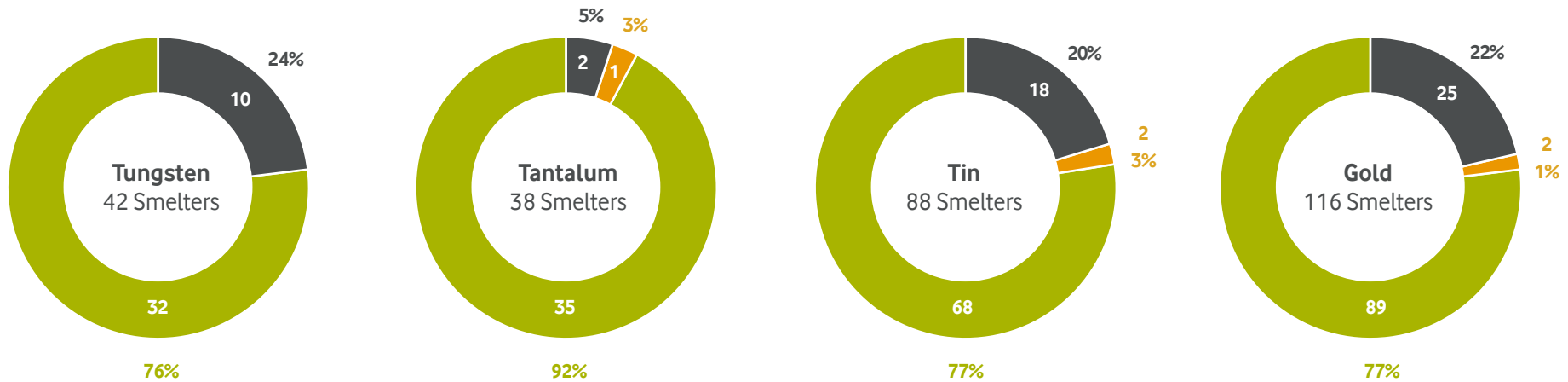
Country of Origin of 3TG metals, and the Smelters from which 3TG metals were sourced. Information received from In-Scope Suppliers regarding their supply chain can be incomplete or potentially erroneous. We will continue engaging with In-Scope Suppliers to improve the completeness and quality of information provided.

Based on the RCOI enquiry and due diligence efforts described above, we have determined that some Conflict Minerals contained in our In-Scope Products originated in Covered Countries. As a result of the incompleteness of some In-Scope Suppliers' responses received so far through our ongoing due diligence programme, we are unable to determine the origin of all Conflict Minerals contained in all our In-Scope Products.

In line with the OECD risk-based due diligence approach, we ask In-Scope Suppliers to prioritise Smelters identified as high-risk.

RMI Conformant Smelters by mineral identified in Vodafone's supply chain

■ Conformant ■ Active ■ Non-conformant



Continuous improvement efforts to mitigate risk

We are taking a range of steps to enhance the due diligence process and further mitigate any risk that Conflict Minerals used in the company's products may benefit armed groups.

We are engaging with In-Scope Suppliers to:


- Encourage them to put a Conflict Minerals policy in place or improve their existing responsible minerals programme;
- Improve the completeness and quality of information provided, particularly in relation to the identification of Smelters and the Country of Origin of 3TG metals, and in providing CMRT information on Smelters at product level; and
- Seek their commitment to implement further improvements in relation to due diligence processes, including asking them to reach out to RMI Non-conformant Smelters identified as being within our supply chain to encourage these Smelters to undergo a RMAP audit.

We will also continue to work with our In-Scope Suppliers to remove RMI Non-conformant Smelters from our supply chain that may experience a change in their RMI conformance status, in addition to ongoing monitoring of the status of Smelters impacted by conflict-related activities in the Covered Countries.

We are participating in industry efforts to address issues related to Conflict Minerals in supply chains, increase the number of Smelters sourcing from the Covered Countries that are conflict-free and improve Country of Origin information.

Forward-looking statements

This report contains 'forward-looking statements' within the meaning of the US Private Securities Litigation Reform Act of 1995 with respect to Vodafone's financial condition, results of operations and businesses and certain of Vodafone's plans and objectives. Forward-looking statements are sometimes but not always identified by their use of a date in the future or such words as 'will', 'may', 'plans', 'further', 'ongoing' or 'targets'. By their nature, forward-looking statements are inherently predictive, speculative and involve risk and uncertainty because they relate to events and depend on circumstances that will occur in the future. There are a number of factors that could cause actual results and developments to differ materially from those expressed or implied by these forward-looking statements.



Vodafone Responsible Minerals Report on Cobalt 2023

Cobalt is mainly used in lithium-ion batteries, which are used in some In-Scope Products. The DRC is the world's largest producer of cobalt. Our processes on responsible sourcing of cobalt mirrors our due diligence approach for 3TG.

As with 3TG, we do not directly procure cobalt as a raw material and we are several steps away from the cobalt mining and smelter operations. Our due diligence efforts rely on cross-industry initiatives, such as the RMI, and support from our direct suppliers to provide information related to sources of cobalt in the supply chain.

Using an analysis similar to the one used to assess Applicability for 3TG, we identified In-Scope Products that contain cobalt in the year ended 31 December 2023. We asked each of the suppliers to respond to the RMI's Cobalt Reporting Template ('CRT') and received responses from all seven (100%).

Based on supplier responses for the year ended 31 December 2023, we have identified 72 cobalt Smelters that are on the RMI list of known Smelters. Of these, 61% were either RMI Conformant or RMI Active: 41 are certified as RMI Conformant and three are Active. The remaining 28 Smelters were identified as RMI Non-conformant. All RMI reference data and supplier information was based on RMI data received as of 21 February 2024.

As part of our continuous improvement efforts to mitigate risk in relation to cobalt sourcing, we will continue to update and revise our existing programmes, policies and controls to align our approach to responsible cobalt sourcing with the way we manage responsible sourcing of 3TG.

Annex: List of known smelters

The table lists the Smelters identified through In-Scope Supplier CMRT responses for the year ended 31 December 2023 and their RMAP status as of 21 February 2024.

Conformant

Conformant: Gold

Smelter ID	Standard smelter name	Country location
CID000019	Aida Chemical Industries Co., Ltd.	Japan
CID000035	Agosi AG	Germany
CID000041	Almalyk Mining and Metallurgical Complex (AMMC)	Uzbekistan
CID000058	AngloGold Ashanti Corrego do Sitio Mineracao	Brazil
CID000077	Argor-Heraeus S.A.	Switzerland
CID000082	Asahi Pretec Corp.	Japan
CID000090	Asaka Riken Co., Ltd.	Japan
CID000113	Aurubis AG	Germany
CID000128	Bangko Sentral ng Pilipinas (Central Bank of the Philippines)	Philippines
CID000157	Boliden Ronnskar	Sweden
CID000176	C. Hafner GmbH + Co. KG	Germany
CID000185	CCR Refinery - Glencore Canada Corporation	Canada
CID000233	Chimet S.p.A.	Italy
CID000264	Chugai Mining	Japan
CID000359	DSC (Do Sung Corporation)	Korea, Republic of
CID000401	Dowa	Japan
CID000425	Eco-System Recycling Co., Ltd. East Plant	Japan
CID000689	LT Metal Ltd.	Korea, Republic of
CID000694	Heimerle + Meule GmbH	Germany
CID000707	Heraeus Metals Hong Kong Ltd.	China
CID000711	Heraeus Germany GmbH Co. KG	Germany
CID000801	Inner Mongolia Qiankun Gold and Silver Refinery Share Co., Ltd.	China
CID000807	Ishifuku Metal Industry Co., Ltd.	Japan
CID000814	Istanbul Gold Refinery	Turkey
CID000823	Japan Mint	Japan
CID000855	Jiangxi Copper Co., Ltd.	China
CID000920	Asahi Refining USA Inc.	USA
CID000924	Asahi Refining Canada Ltd.	Canada

Smelter ID	Standard smelter name	Country location
CID000937	JX Nippon Mining & Metals Co., Ltd.	Japan
CID000957	Kazzinc	Kazakhstan
CID000969	Kennecott Utah Copper LLC	USA
CID000981	Kojima Chemicals Co., Ltd.	Japan
CID001078	LS MnM Inc.	Korea, Republic of
CID001113	Materion	USA
CID001119	Matsuda Sangyo Co., Ltd.	Japan
CID001147	Metalor Technologies (Suzhou) Ltd.	China
CID001149	Metalor Technologies (Hong Kong) Ltd.	China
CID001152	Metalor Technologies (Singapore) Pte., Ltd.	Singapore
CID001153	Metalor Technologies S.A.	Switzerland
CID001157	Metalor USA Refining Corporation	USA
CID001161	Metalurgica Met-Mex Penoles S.A. De C.V.	Mexico
CID001188	Mitsubishi Materials Corporation	Japan
CID001193	Mitsui Mining and Smelting Co., Ltd.	Japan
CID001220	Nadir Metal Rafineri San. Ve Tic. A.S.	Turkey
CID001236	Navoi Mining and Metallurgical Combinat	Uzbekistan
CID001259	Nihon Material Co., Ltd.	Japan
CID001325	Ohura Precious Metal Industry Co., Ltd.	Japan
CID001352	MKS PAMP SA	Switzerland
CID001397	PT Aneka Tambang (Persero) Tbk	Indonesia
CID001498	PX Precinox S.A.	Switzerland
CID001512	Rand Refinery (Pty) Ltd.	South Africa
CID001534	Royal Canadian Mint	Canada
CID001585	SEMPSA Joyeria Plateria S.A.	Spain
CID001622	Shandong Zhaojin Gold & Silver Refinery Co., Ltd.	China
CID001736	Sichuan Tianze Precious Metals Co., Ltd.	China
CID001761	Solar Applied Materials Technology Corp.	Taiwan, Province of China
CID001798	Sumitomo Metal Mining Co., Ltd.	Japan

Smelter ID	Standard smelter name	Country location
CID001875	Tanaka Kikinzoku Kogyo K.K.	Japan
CID001916	Shandong Gold Smelting Co., Ltd.	China
CID001938	Tokuriki Honten Co., Ltd.	Japan
CID001955	Torecom	Korea, Republic of
CID001980	Umicore S.A. Business Unit Precious Metals Refining	Belgium
CID001993	United Precious Metal Refining, Inc.	USA
CID002003	Valcambi S.A.	Switzerland
CID002030	Western Australian Mint (T/a The Perth Mint)	Australia
CID002100	Yamakin Co., Ltd.	Japan
CID002129	Yokohama Metal Co., Ltd.	Japan
CID002224	Zhongyuan Gold Smelter of Zhongjin Gold Corporation	China
CID002243	Gold Refinery of Zijin Mining Group Co., Ltd.	China
CID002290	SAFINA A.S.	Czechia
CID002509	MMTC-PAMP India Pvt., Ltd.	India
CID002511	KGHM Polska Miedz Spolka Akcyjna	Poland
CID002580	T.C.A S.p.A	Italy
CID002582	REMONDIS PMR B.V.	Netherlands
CID002605	Korea Zinc Co., Ltd.	Korea, Republic of
CID002615	TOO Tau-Ken-Altyn	Kazakhstan
CID002708	Abington Reldan Metals, LLC	USA
CID002762	L'Orfebvre S.A.	Andorra
CID002765	Italpreziosi	Italy
CID002778	WIELAND Edelmetalle GmbH	Germany
CID002779	Ogussa Osterreichische Gold- und Silber-Scheideanstalt GmbH	Austria
CID002918	SungEel HiMetal Co., Ltd.	Korea, Republic of
CID002919	Planta Recuperadora de Metales SpA	Chile
CID003189	NH Recytech Company	Korea, Republic of
CID003424	Eco-System Recycling Co., Ltd. North Plant	Japan

Annex: List of known smelters

Conformant: Gold (continued)

Smelter ID	Standard smelter name	Country location
CID003425	Eco-System Recycling Co., Ltd. West Plant	Japan
CID003575	Metal Concentrators SA (Pty) Ltd.	South Africa
CID003615	WEEEREFINING	France
CID003641	Gold by Gold Colombia	Colombia

Conformant: Tantalum

Smelter ID	Standard smelter name	Country location
CID000460	F&X Electro-Materials Ltd.	China
CID000211	Changsha South Tantalum Niobium Co., Ltd.	China
CID003191	Jiujiang Janny New Material Co., Ltd.	China
CID000616	XIMEI RESOURCES (GUANGDONG) LIMITED	China
CID000914	JiuJiang JinXin Nonferrous Metals Co., Ltd.	China
CID000917	Jiujiang Tanbre Co., Ltd.	China
CID001076	AMG Brasil	Brazil
CID001163	Metallurgical Products India Pvt., Ltd.	India
CID001175	Mineracao Taboca S.A.	Brazil
CID001192	Mitsui Mining and Smelting Co., Ltd.	Japan
CID001200	NPM Silmet AS	Estonia
CID001277	Ningxia Orient Tantalum Industry Co., Ltd.	China
CID001508	QuantumClean	USA
CID001522	Yanling Jincheng Tantalum & Niobium Co., Ltd.	China
CID001869	Taki Chemical Co., Ltd.	Japan
CID001891	Telex Metals	USA
CID001969	Ulba Metallurgical Plant JSC	Kazakhstan
CID002492	Hengyang King Xing Lifeng New Materials Co., Ltd.	China
CID002504	D Block Metals, LLC	USA
CID002505	FIR Metals & Resource Ltd.	China
CID002506	Jiujiang Zhongao Tantalum & Niobium Co., Ltd.	China
CID002508	XinXing HaoRong Electronic Material Co., Ltd.	China
CID002512	Jiangxi Dinghai Tantalum & Niobium Co., Ltd.	China

Smelter ID	Standard smelter name	Country location
CID002539	KEMET de Mexico	Mexico
CID002544	TANIOBIS Co., Ltd.	Thailand
CID002545	TANIOBIS GmbH	Germany
CID002548	Materion Newton Inc.	USA
CID002549	TANIOBIS Japan Co., Ltd.	Japan
CID002550	TANIOBIS Smelting GmbH & Co. KG	Germany
CID002557	Global Advanced Metals Boyertown	USA
CID002558	Global Advanced Metals Aizu	Japan
CID002707	Resind Industria e Comercio Ltda.	Brazil
CID002842	Jiangxi Tuohong New Raw Material	China
CID003583	RFH Yancheng Jinye New Material Technology Co., Ltd.	China
CID004054	PowerX Ltd.	Rwanda

Conformant: Tin

Smelter ID	Standard smelter name	Country location
CID000448	Estanho de Rondonia S.A.	Brazil
CID000466	Feinhutte Halsbrucke GmbH	Germany
CID001758	Soft Metais Ltda.	Brazil
CID000468	Fenix Metals	Poland
CID000538	Gejiu Non-Ferrous Metal Processing Co., Ltd.	China
CID001070	China Tin Group Co., Ltd.	China
CID001105	Malaysia Smelting Corporation (MSC)	Malaysia
CID001142	Metallic Resources, Inc.	USA
CID001173	Mineracao Taboca S.A.	Brazil
CID001182	Minsur	Peru
CID001191	Mitsubishi Materials Corporation	Japan
CID001231	Jiangxi New Nanshan Technology Ltd.	China
CID001314	O.M. Manufacturing (Thailand) Co., Ltd.	Thailand
CID001337	Operaciones Metalurgicas S.A.	Bolivia (Plurinational State of)
CID001399	PT Artha Cipta Langgeng	Indonesia
CID001402	PT Babel Inti Perkasa	Indonesia
CID001406	PT Babel Surya Alam Lestari	Indonesia
CID001428	PT Bukit Timah	Indonesia

Smelter ID	Standard smelter name	Country location
CID001453	PT Mitra Stania Prima	Indonesia
CID001458	PT Prima Timah Utama	Indonesia
CID001460	PT Refined Bangka Tin	Indonesia
CID001463	PT Sariwiguna Binasentosa	Indonesia
CID001468	PT Stanindo Inti Perkasa	Indonesia
CID001477	PT Timah Tbk Kundur	Indonesia
CID001482	PT Timah Tbk Mentok	Indonesia
CID001486	PT Timah Nusantara	Indonesia
CID001490	PT Tinindo Inter Nusa	Indonesia
CID001493	PT Tommy Utama	Indonesia
CID001539	Rui Da Hung	Taiwan, Province of China
CID001898	Thaisarco	Thailand
CID002036	White Solder Metalurgia e Mineracao Ltda.	Brazil
CID002158	Yunnan Chengfeng Non-ferrous Metals Co., Ltd.	China
CID002180	Tin Smelting Branch of Yunnan Tin Co., Ltd.	China
CID002455	CV Venus Inti Perkasa	Indonesia
CID002468	Magnu's Mineraiis Metais e Ligas Ltda.	Brazil
CID002503	PT ATD Makmur Mandiri Jaya	Indonesia
CID002517	O.M. Manufacturing Philippines, Inc.	Philippines
CID002570	CV Ayi Jaya	Indonesia
CID002593	PT Rajehan Ariq	Indonesia
CID002696	PT Cipta Persada Mulia	Indonesia
CID002706	Resind Industria e Comercio Ltda.	Brazil
CID002756	Super Ligas	Brazil
CID002773	Aurubis Beerse	Belgium
CID002774	Aurubis Berango	Spain
CID002776	PT Bangka Prima Tin	Indonesia
CID002816	PT Sukses Inti Makmur (SIM)	Indonesia
CID002835	PT Menara Cipta Mulia	Indonesia
CID002844	HuiChang Hill Tin Industry Co., Ltd.	China
CID003116	Guangdong Hanhe Non-Ferrous Metal Co., Ltd.	China
CID003190	Chifeng Dajingzi Tin Industry Co., Ltd.	China
CID003205	PT Bangka Serumpun	Indonesia
CID003325	Tin Technology & Refining	USA

Annex: List of known smelters

Conformant: Tin (continued)

Smelter ID	Standard smelter name	Country location
CID003381	PT Rajawali Rimba Perkasa	Indonesia
CID003387	Luna Smelter, Ltd.	Rwanda
CID003397	Yunnan Yunfan Non-ferrous Metals Co., Ltd.	China
CID003449	PT Mitra Sukses Globalindo	Indonesia
CID003486	CRM Fundacao De Metais E Comercio De Equipamentos Eletronicos Do Brasil Ltda	Brazil
CID003524	CRM Synergies	Spain
CID003582	Fabrica Auricchio Industria e Comercio Ltda.	Brazil
CID003831	DS Myanmar	Myanmar
CID000228	Chenzhou Yunxiang Mining and Metallurgy Co., Ltd.	China
CID000292	Alpha	USA
CID000309	PT Aries Kencana Sejahtera	Indonesia
CID000313	PT Premium Tin Indonesia	Indonesia
CID000402	Dowa	Japan
CID000438	EM Vinto	Bolivia (Plurinational State of)
CID003868	PT Putera Sarana Shakti (PT PSS)	Indonesia
CID004065	Mining Minerals Resources SARL	Congo, Democratic Republic of

Conformant: Tungsten

Smelter ID	Standard smelter name	Country location
CID000004	A.L.M.T. Corp.	Japan
CID000105	Kennametal Huntsville	USA
CID000218	Guangdong Xianglu Tungsten Co., Ltd.	China
CID000258	Chongyi Zhangyuan Tungsten Co., Ltd.	China
CID000568	Global Tungsten & Powders LLC	USA
CID000766	Hunan Chenzhou Mining Co., Ltd.	China
CID000825	Japan New Metals Co., Ltd.	Japan

Smelter ID	Standard smelter name	Country location
CID000966	Kennametal Fallon	USA
CID002044	Wolfram Bergbau und Hutten AG	Austria
CID002082	Xiamen Tungsten Co., Ltd.	China
CID002315	Ganzhou Jiangwu Ferrotungsten Co., Ltd.	China
CID002316	Jiangxi Yaosheng Tungsten Co., Ltd.	China
CID002317	Jiangxi Xinsheng Tungsten Industry Co., Ltd.	China
CID002318	Jiangxi Tonggu Non-ferrous Metallurgical & Chemical Co., Ltd.	China
CID002319	Malipo Haiyu Tungsten Co., Ltd.	China
CID002320	Xiamen Tungsten (H.C.) Co., Ltd.	China
CID002321	Jiangxi Gan Bei Tungsten Co., Ltd.	China
CID002494	Ganzhou Seadragon W & Mo Co., Ltd.	China
CID002502	Asia Tungsten Products Vietnam Ltd.	Vietnam
CID002513	Hunan Shizhuyuan Nonferrous Metals Co., Ltd. Chenzhou Tungsten Products Branch	China
CID002541	H.C. Starck Tungsten GmbH	Germany
CID002542	TANIOBIS Smelting GmbH & Co. KG	Germany
CID002543	Masan High-Tech Materials	Vietnam
CID002551	Jiangwu H.C. Starck Tungsten Products Co., Ltd.	China
CID002589	Niagara Refining LLC	USA
CID002641	China Molybdenum Tungsten Co., Ltd.	China
CID002827	Philippine Chuangxin Industrial Co., Inc.	Philippines
CID003407	Lianyou Metals Co., Ltd.	Taiwan, Province of China
CID003417	Hubei Green Tungsten Co., Ltd.	China
CID003468	Cronimet Brasil Ltda	Brazil
CID003609	Fujian Xinlu Tungsten Co., Ltd.	China
CID003993	Tungsten Vietnam Joint Stock Company	Vietnam

Active

Active: Gold

Smelter ID	Standard smelter name	Country location
CID000015	Advanced Chemical Company	USA
CID002863	Bangalore Refinery	India

Active: Tantalum

Smelter ID	Standard smelter name	Country location
CID000291	Guangdong Rising Rare Metals-EO Materials Ltd.	China

Active: Tin

Smelter ID	Standard smelter name	Country location
CID001421	PT Belitung Industri Sejahtera	Indonesia
CID003409	Precious Minerals and Smelting Limited	India

Non-conformant

Non-conformant: Gold

Smelter ID	Standard smelter name	Country location
CID000189	Cendres + Metaux S.A.	Switzerland
CID000343	Daye Non-Ferrous Metals Mining Ltd.	China
CID000493	JSC Novosibirsk Refinery	Russian Federation
CID000929	JSC Uralelectromed	Russian Federation
CID001029	Kyrgyzaltyn JSC	Kyrgyzstan
CID001204	Moscow Special Alloys Processing Plant	Russian Federation
CID001326	OJSC "The Gulidov Krasnoyarsk Non-Ferrous Metals Plant" (OJSC Krastsvetmet)	Russian Federation
CID001386	Prioksky Plant of Non-Ferrous Metals	Russian Federation
CID001555	Samduck Precious Metals	Korea, Republic of
CID001756	SOE Shyolkovsky Factory of Secondary Precious Metals	Russian Federation
CID001909	Great Wall Precious Metals Co., Ltd. of CBPM	China
CID001947	Tongling Nonferrous Metals Group Co., Ltd.	China
CID002312	Guangdong Jinding Gold Limited	China
CID002314	Umicore Precious Metals Thailand	Thailand
CID002516	Singway Technology Co., Ltd.	Taiwan, Province of China
CID002560	Al Etihad Gold Refinery DMCC	United Arab Emirates
CID002561	Emirates Gold DMCC	United Arab Emirates
CID002606	Marsam Metals	Brazil
CID002761	SAAMP	France
CID002763	8853 S.p.A.	Italy
CID002850	AU Traders and Refiners	South Africa
CID002852	GGC Gujrat Gold Centre Pvt. Ltd.	India
CID002973	Safimet S.p.A	Italy
CID003461	Augmont Enterprises Private Limited	India
CID003500	Alexy Metals	USA

Non-conformant: Tantalum

Smelter ID	Standard smelter name	Country location
CID000456	Exotech Inc.	USA
CID001769	Solikamsk Magnesium Works OAO	Russian Federation

Non-conformant: Tin

Smelter ID	Standard smelter name	Country location
CID000555	Gejiu Zili Mining And Metallurgy Co., Ltd.	China
CID000942	Gejiu Kai Meng Industry and Trade LLC	China
CID001305	Novosibirsk Tin Combine	Russian Federation
CID001419	PT Bangka Tin Industry	Indonesia
CID001457	PT Panca Mega Persada	Indonesia
CID001908	Gejiu Yunxin Nonferrous Electrolysis Co., Ltd.	China
CID002015	VQB Mineral and Trading Group JSC	Vietnam
CID002478	PT Tirus Putra Mandiri	Indonesia
CID002500	Melt Metais e Ligas S.A.	Brazil
CID002572	Electro-Mechanical Facility of the Cao Bang Minerals & Metallurgy Joint Stock Company	Vietnam
CID002573	Nghe Tinh Non-Ferrous Metals Joint Stock Company	Vietnam
CID002574	Tuyen Quang Non-Ferrous Metals Joint Stock Company	Vietnam
CID002703	An Vinh Joint Stock Mineral Processing Company	Vietnam
CID002858	Modeltech Sdn Bhd	Malaysia
CID003208	Pongpipat Company Limited	Myanmar
CID003356	Dongguan CiEXPO Environmental Engineering Co., Ltd.	China
CID003379	Ma'anshan Weitai Tin Co., Ltd.	China
CID003410	Gejiu City Fuxiang Industry and Trade Co., Ltd.	China

Non-conformant: Tungsten

Smelter ID	Standard smelter name	Country location
CID000769	Hunan Jintai New Material Co., Ltd.	China
CID002649	Hydrometallurg, JSC	Russian Federation
CID002724	Unecha Refractory metals plant	Russian Federation
CID002833	ACL Metais Eireli	Brazil
CID002845	Moliren Ltd.	Russian Federation
CID003408	JSC "Kirovgrad Hard Alloys Plant"	Russian Federation
CID003416	NPP Tyazhmetprom LLC	Russian Federation
CID003427	Albasteel Industria e Comercio de Ligas Para Fundicao Ltd.	Brazil
CID003612	OOO "Technolom" 2	Russian Federation
CID003614	OOO "Technolom" 1	Russian Federation

Annex: Country of origin information by mineral

The Reasonable Country of Origin Inquiry (RCOI) data as of 26 January 2024 provides reasonable country of origin information for the mined material of conformant smelters and refiners in the Responsible Minerals Assurance Process and gold refiners that have successfully completed a cross-recognised assessment through the London Bullion Market Association (LBMA) or Responsible Jewelry Council (RJC). The following countries of origin were identified.

Country	Gold	Tantalum	Tin	Tungsten
Argentina	●			
Australia	●	●	●	●
Austria				●
Azerbaijan	●			
Benin	●			
Bolivia (Plurinational State of)	●		●	●
Botswana	●			
Brazil	●	●	●	●
Burkina Faso	●			
Burundi ¹		●	●	●
Cambodia	●			
Canada	●			
Chile	●			
China	●	●	●	●
Colombia	●			
Congo, Democratic Republic of the ¹	●	●	●	●
Côte d'Ivoire	●			
Dominican Republic	●			
Ecuador	●			
Egypt	●			
Ethiopia		●		
Fiji	●			
Finland	●			
France		●		
French Guiana	●			
Georgia	●			
Ghana	●			
Guatemala	●			
Guinea	●			
Guyana	●			
Honduras	●			
Indonesia	●		●	
Japan	●			
Kazakhstan				●
Kenya	●			
Korea, Republic of	●			
Kyrgyzstan	●			●
Lao People's Democratic Republic	●		●	
Liberia	●			
Madagascar		●		
Malaysia	●		●	●
Mali	●			
Mauritania	●			
Mexico	●			●
Mongolia	●		●	●
Morocco	●			
Mozambique	●	●		
Myanmar			●	●
Namibia	●			
New Zealand	●			
Nicaragua	●			
Niger	●			
Nigeria		●	●	●
Oman	●			
Panama	●			
Papua New Guinea	●			
Peru	●		●	●
Philippines	●			
Portugal				●
Russia	●		●	●
Rwanda ¹		●	●	●
Saudi Arabia	●			
Senegal	●			
Serbia	●			
Sierra Leone		●		
South Africa	●			
Spain	●	●	●	●
Sudan ¹	●			
Suriname	●			
Sweden	●			
Tanzania ¹	●		●	●
Thailand			●	●
Turkey	●			
Uganda ¹				●
United Kingdom			●	●
USA	●			●
Uzbekistan	●			
Vietnam			●	●
Zimbabwe	●			●

¹ Covered Countries

View our previous reports on conflict minerals [here](#).

© 2024 Vodafone Group Plc

Registered Office:

Vodafone House

The Connection

Newbury

Berkshire

RG14 2FN

Registered in England No. 1833679

