


Get connected
Connect ultra 6Z

Vodafone
Power to you

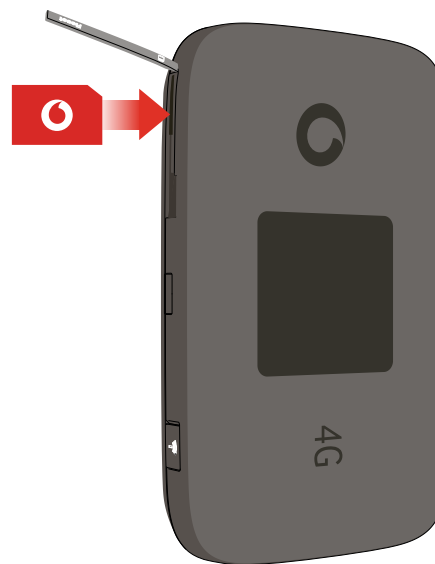
Your mobile Wi-Fi
network name & password.

SSID sticker here

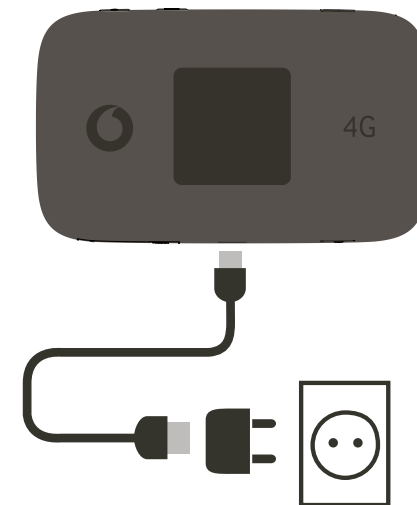
1 Open



2 Insert SIM and close



3 Charge

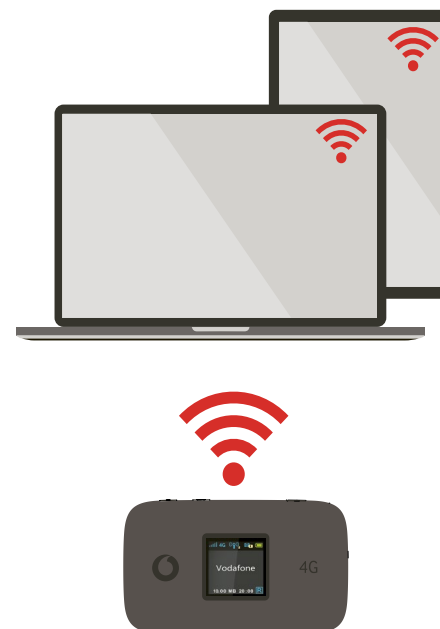
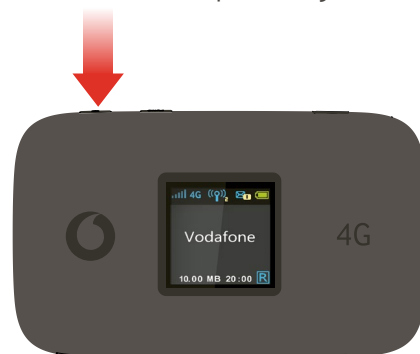


Note: you can use your computer's USB port for power as well.

Please only use the correct charger for your region – HW-050200X3W, where “x” will be one of U, E, B, A, or J, depending on your region. For details about a specific charger, please contact your mobile network operator.

4 Start

Push and hold the power key 



5 Connect

Choose Wi-Fi on your computer, smartphone or tablet settings, then select your mobile Wi-Fi network name.

Enter the password to connect and open the web app.

When you first connect to the network you may be asked to activate your SIM. If you're asked to unlock your SIM card, go to <http://vodafonemobile.wifi> and enter the PIN for your SIM.

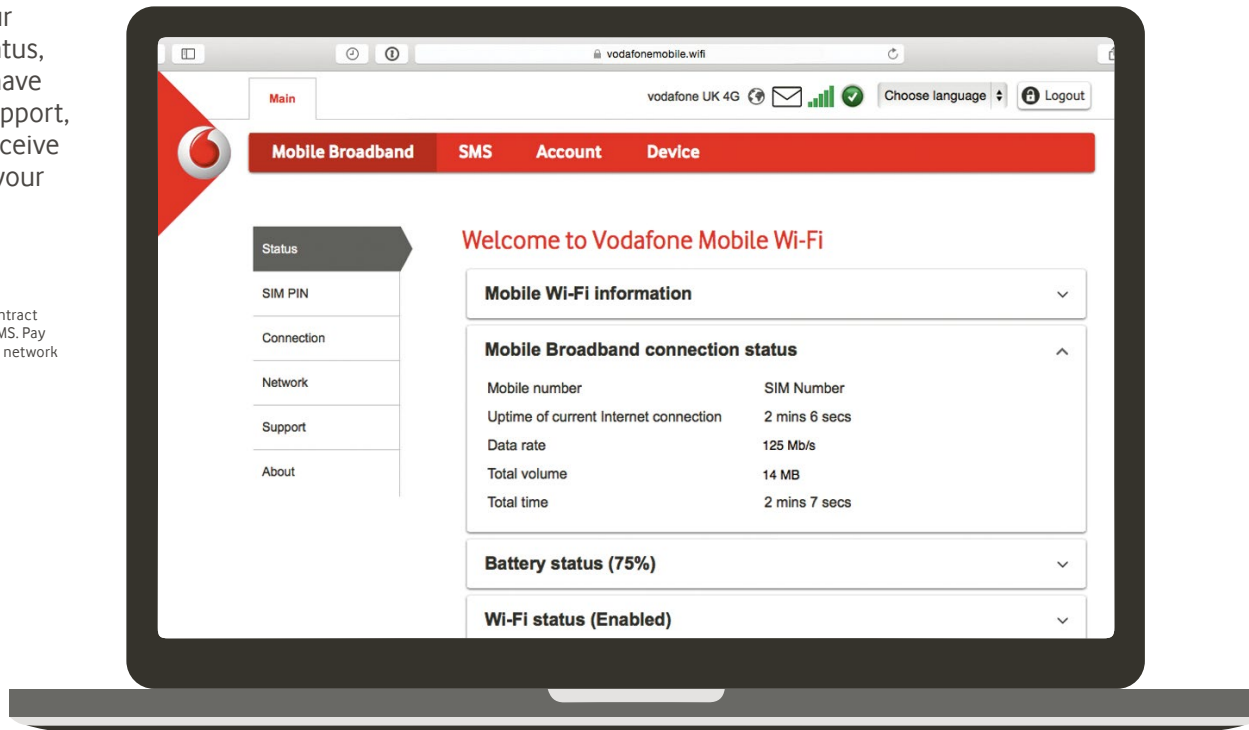
Turn over for more information about using your Vodafone Mobile Wi-Fi.

Using the web interface at vodafonemobile.wifi

You can find the web app on vodafonemobile.wifi if it doesn't appear automatically when you connect. Then login using the password **admin**.

Then you can see your network and Wi-Fi status, how much data you have used, get help and support, and even send and receive SMS messages from your computer.

Note for UK users only: if you are a Contract customer you can send and receive SMS. Pay As You Go customers will only receive network notifications



Download the monitor app

The Vodafone Mobile Wi-Fi Monitor app is a quick and easy way to monitor your network on a smartphone or tablet.

Download the app from your device's app store, or scan the appropriate QR code here to take you to the app store.

iOS
(iPhone or
iPad)



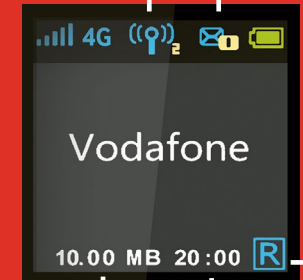
Android
(smartphone or
tablet)



What the display shows

Wi-Fi status
and number of
users

Number of
messages



Cumulative
amount of
upload and
download
data

Roaming
indicator

Duration of
connection

Note: pressing the FUNC key on the side of your Connect ultra 6Z brings up an option menu on the display: press the FUNC key again to scroll down, and press the Power key to select.

To find out more about your device, please visit vodafonemobile.wifi



The term "Mobile Broadband" together with the 'birds' design is a trademark of GSMC Limited.

© Vodafone Group 2015. Vodafone and the Vodafone logos are trade marks of Vodafone Group. Any product or company names mentioned herein may be the trade marks of their respective owners.