



Get connected

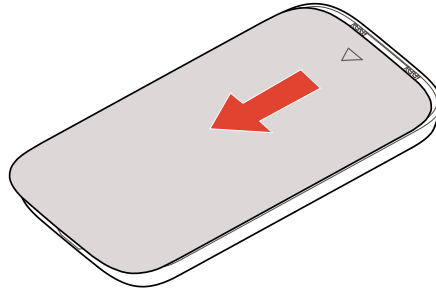
Mobile Wi-Fi R209-Zr

Vodafone
Power to you

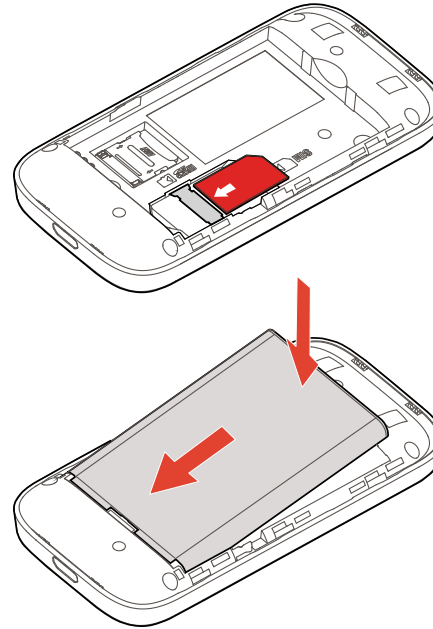
Your mobile Wi-Fi
network name & password.

SSID sticker here

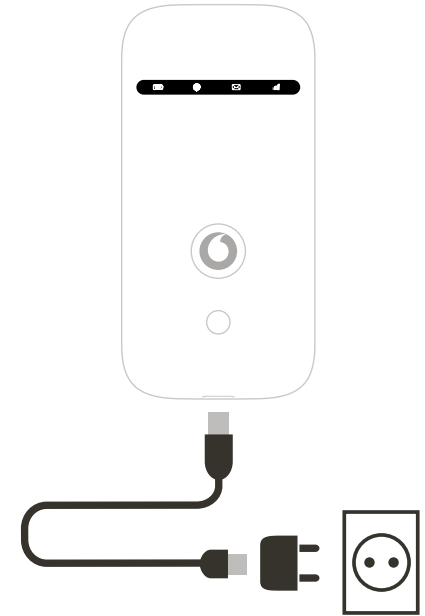
1 Open



2 Insert SIM and battery

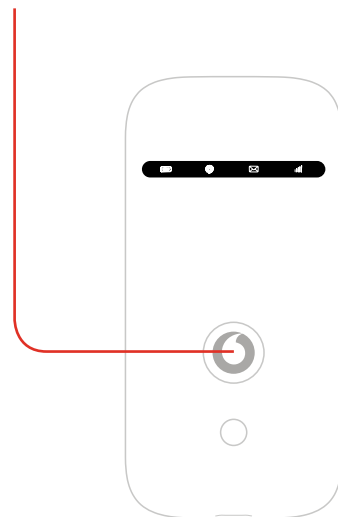


3 Charge



4 Start

Push and hold the power key

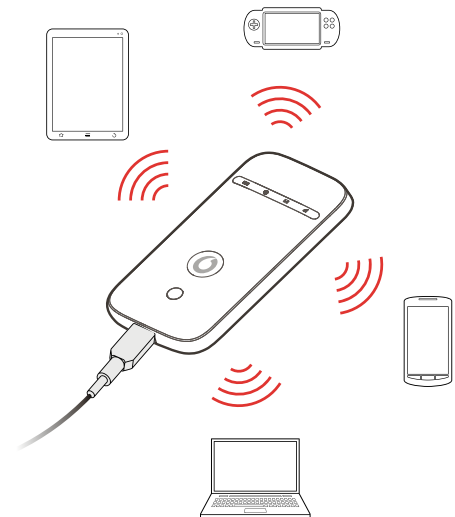


5 Connect

Choose Wi-Fi on your computer, smartphone or tablet settings, then select your mobile Wi-Fi network name.

Enter the password to connect and open the web app.

When you first connect to the network you may be asked to activate your SIM. If you're asked to unlock your SIM card, go to <http://vodafonemobile.wifi> and enter the PIN for your SIM.

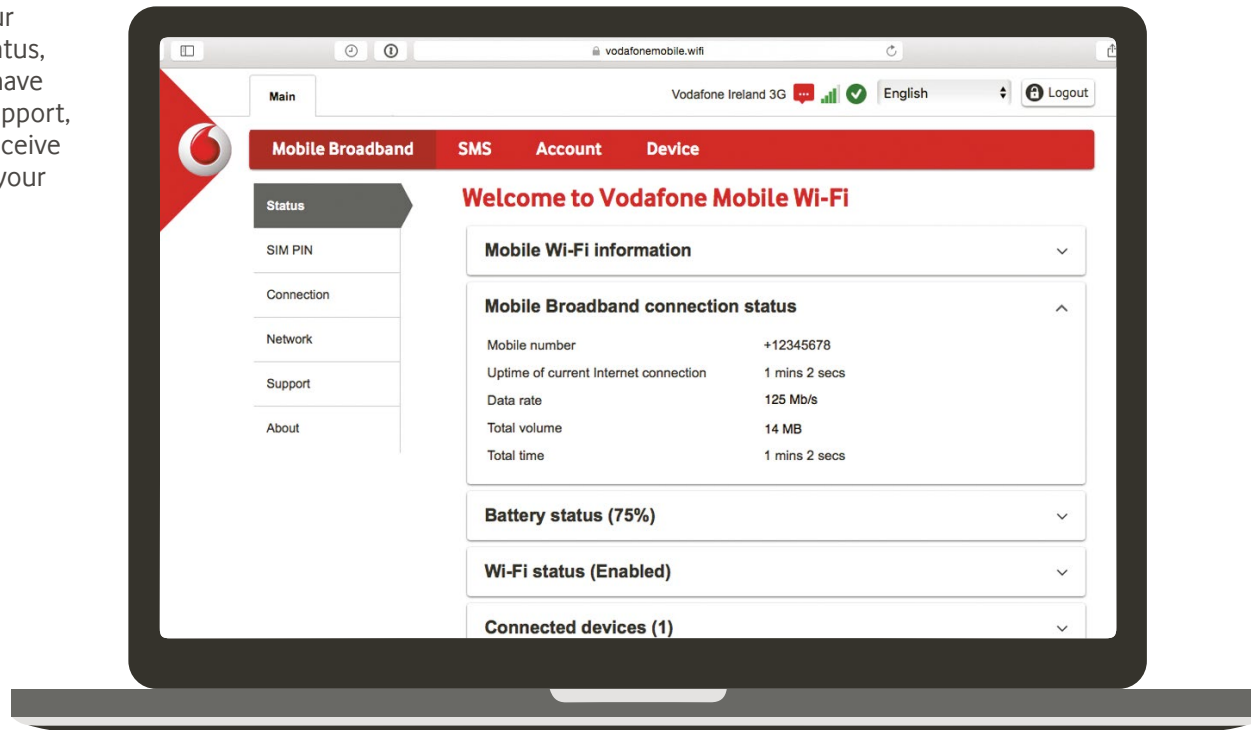


Turn over for more information about using your Vodafone Mobile Wi-Fi.

Using the web interface at vodafonemobile.wifi

You can find the web app on vodafonemobile.wifi if it doesn't appear automatically when you connect. Then login using the password **admin**.

Then you can see your network and Wi-Fi status, how much data you have used, get help and support, and even send and receive SMS messages from your computer.



Download the monitor app

The **Vodafone Mobile Wi-Fi Monitor** app is a quick and easy way to monitor your network on a smartphone or tablet.

Download the app from your device's app store, or scan the appropriate QR code here to take you to the app store.

iOS
(iPhone or
iPad)





Android
(smartphone or
tablet)






LED overview

Battery

-  Not charging
-  Low
-  Charging
-  Good

Wi-Fi signal

-  Wi-Fi off
-  WPS active
-  Wi-Fi (WLAN) active

SMS text messages

-  No SMS
-  SMS Inbox full
-  Unread SMS

Mobile Broadband

-  Signal low
-  Signal good

To find out more about your device, please visit vodafone.com/r209-zr



The term "Mobile Broadband" together with the 'birds' design is a trademark of GSMC Limited.

© Vodafone Group 2016. Vodafone and the Vodafone logos are trade marks of Vodafone Group. Any product or company names mentioned herein may be the trade marks of their respective owners.