

## Get connected


### Vodafone Mobile Wi-Fi R218

**Vodafone**  
Power to you

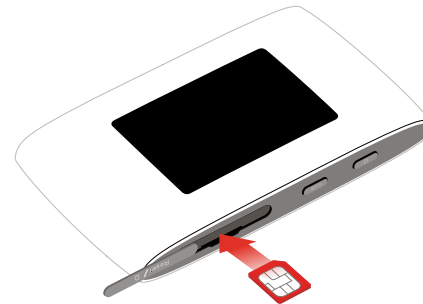
Your Vodafone Mobile Wi-Fi  
network name & password

SSID sticker here

## 1 Open

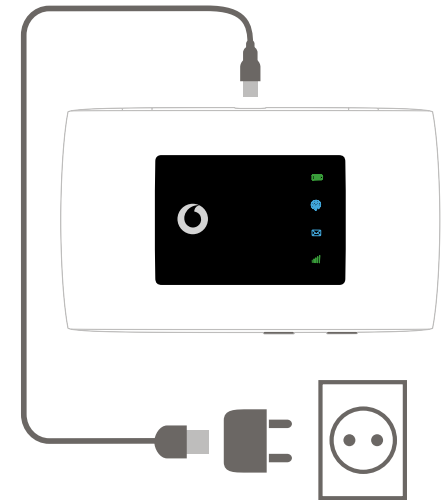


## 2 Insert microSIM




Note: usage of SIM card adapters could damage the SIM card reader.

## 3 Charge



## 4 Start



Push and hold  
the power key

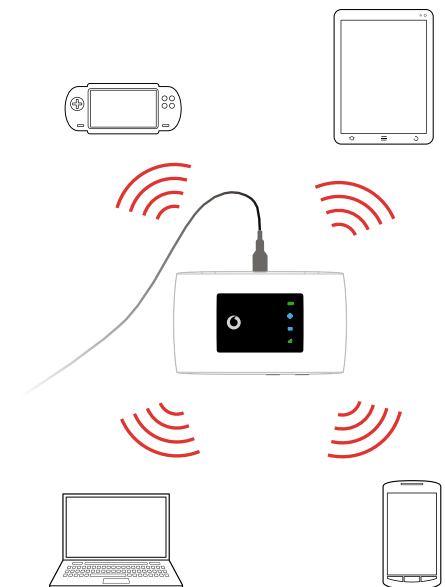
## 5 Connect

Choose Wi-Fi on your computer, smartphone or tablet settings, then select your Mobile Wi-Fi network name.

Enter the password to connect and open the web app.

When you first connect to the network you may be asked to activate your SIM.

If you're asked to unlock your SIM card, go to <http://vodafonemobile.wifi> and enter the PIN for your SIM.



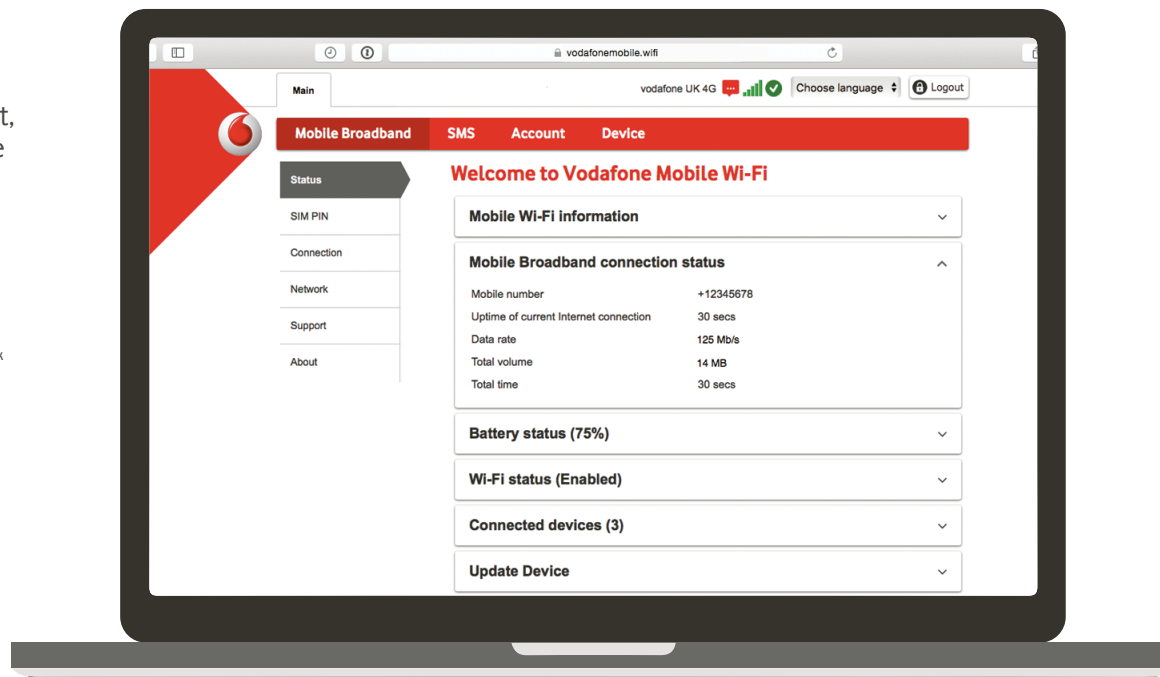
Turn over for more information about using your Vodafone Mobile Wi-Fi.

# Using the web interface at vodafonemobile.wifi

You can find the web app on [vodafonemobile.wifi](http://vodafonemobile.wifi) if it doesn't appear automatically when you connect. Then login using the password **admin**.

Then you can see your network and Wi-Fi status, how much data you have used, get help and support, and even send and receive SMS messages from your computer.

Note for UK users only: if you are a Contract customer you can send and receive SMS. Pay As You Go customers will only receive network notifications



## Download the monitor app

The Vodafone Mobile Wi-Fi Monitor app is a quick and easy way to monitor your network on a smartphone or tablet.

Download the app from your device's app store, or scan the appropriate QR code here to take you to the app store.

iOS  
(iPhone or iPad)



Android  
(smartphone or tablet)



## LED overview

### Battery



Low



Charging



Good

### Wi-Fi signal



Wi-Fi off



WPS active



Wi-Fi (WLAN) active

### SMS text messages



No SMS



(slow blinking:)  
SMS Inbox full



(fast blinking:)  
Device update available at  
[vodafonemobile.wifi](http://vodafonemobile.wifi)



Unread SMS

### Mobile Broadband



Connected to 4G



Connected to 2G/3G



Low signal



No SIM detected, or PIN  
code required

To find out more about your device, please visit [vodafone.com/r218](http://vodafone.com/r218)



The term "Mobile Broadband" together with the 'birds' design is a trademark of GSMC Limited.

© Vodafone Group 2017. Vodafone and the Vodafone logos are trade marks of Vodafone Group. Any product or company names mentioned herein may be the trade marks of their respective owners.