



STATSBOARD

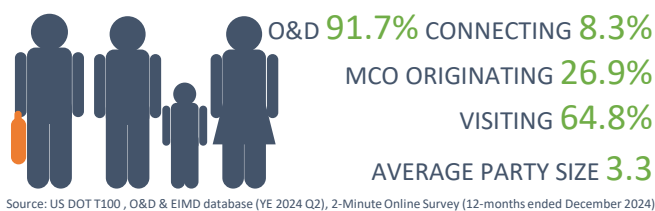
56.9 MILLION ANNUAL PASSENGERS (DOWN 2.6%)

Rolling 12 Months Ended February 2025



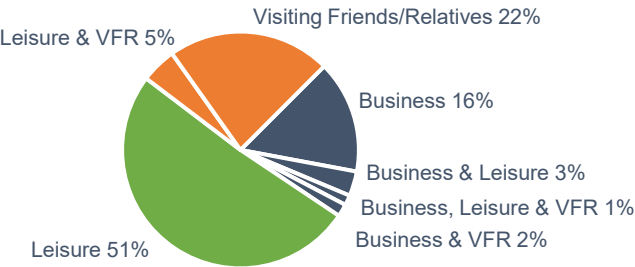
155,834 PASSENGERS/DAY
85.9% Domestic
14.1% International

Source: MCO Airline Activity Reports (12-months ended February 2025)



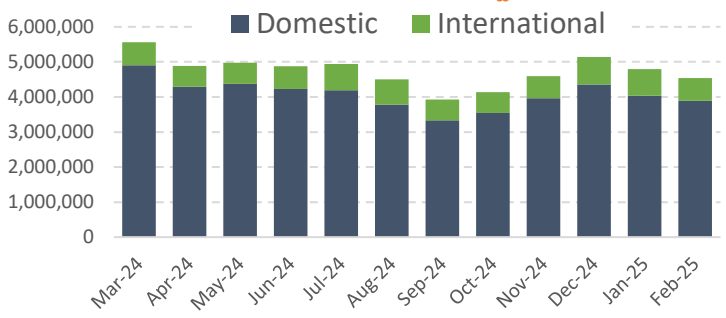
Source: US DOT T100, O&D & EIMD database (YE 2024 Q2), 2-Minute Online Survey (12-months ended December 2024)

TRIP PURPOSE



Source: 2-Minute Online Survey (12-months ended December 2024)

MONTHLY PASSENGERS

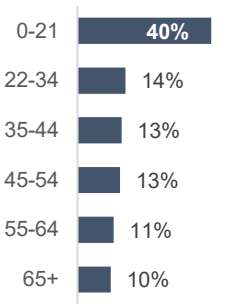


Source: MCO Airline Activity Reports

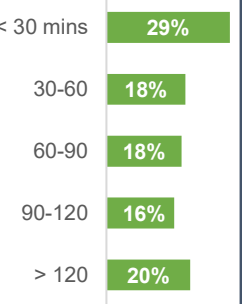
AIRPORT RANKING

- 1st in Florida Ranked by Total Passengers (YE Sep 2024)
- 3rd in U.S. Ranked by Origin & Destination (O&D) Passengers (YE Sep 2024)
- 5th in U.S. Port of Entry for Non-U.S. Residents (YTD Sep 2024)
- 7th in U.S. Ranked by Total Passengers (CY 2023)
- 18th in World Ranked by Total Passengers (CY 2023)

TRAVELER: AGE

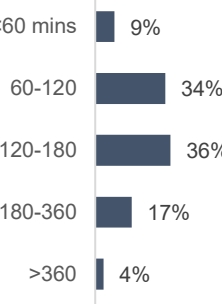


ARRIVAL @ TSA



Source: 2-Minute Online Survey

DWELL TIME



(12-months ended December 2024)

ANNUAL OPERATIONS

375,822 (1,030/day): Passenger Aircraft
396,697 (1,087/day): All Aircraft

AIRLINES

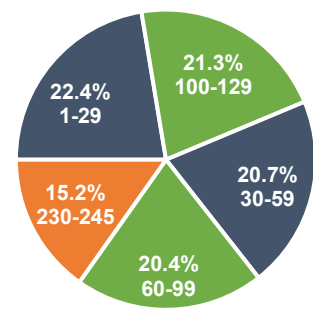
39 Passenger Airlines
7 Cargo Airlines

DESTINATIONS

116 Domestic
60 International

Source: Airline Activity Reports (12-months ended February 2025), Airline Data Inc. Flight Schedule data Mar 2025– Feb 2026)

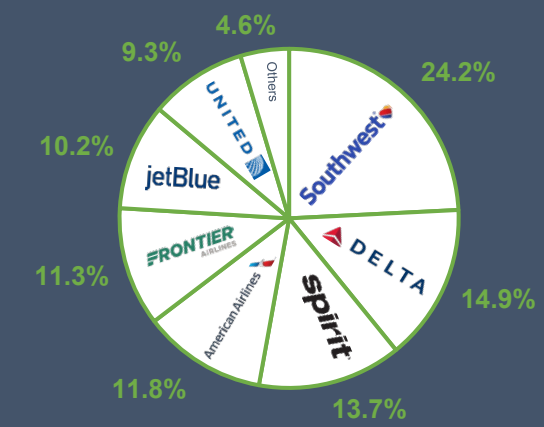
PASSENGER TERMINAL BALANCE



Terminal
A: 42.8%
B: 42.0%
C: 15.2%
Security
East: 41.7%
West: 43.1%
C: 15.2%

Source: MCO Airline Activity Reports (12-months ended February 2025)

DOMESTIC PASSENGER SHARE



Source: MCO Airline Activity Reports (12-months ended February 2025)

INTERNATIONAL PASSENGER SHARE



Source: MCO Airline Activity Reports (12-months ended February 2025)