





Quill Pen

Supplies:

- Large quill feather
- Black marker
- Scissors
- Tweezers
- Bottle of ink
- Piece of paper


Steps:

	<p>Step 1: Using scissors, carefully trim the feathers on either side of the quill's base to smooth the pen and make it easier to grip.</p>
	<p>Step 2: Hold the quill so that it makes a downward curve, pointing toward the floor.</p>
	<p>Step 3: Make a mark at the base of the quill with the black marker, about half an inch from the end.</p>
	<p>Step 4: Have an adult helper cut off the end of the quill at an angle less than 45 degrees. A helpful tip is to hold the pen as if about to write (curving downward), and then make a cut parallel to the floor or table.</p>





Step 5: Use tweezers to clean out the tip of the pen so that ink can flow.



Step 6: Get out the paper, dip the pen in ink, and have fun experimenting with writing the old-fashioned way.

Are the Declaration of Independence and the Constitution the same thing? The Declaration of Independence and the Constitution are two different documents that are very important to America. One of them created the United States, and the other one made all the rules.

- The Declaration of Independence can be thought of as our nation's birth certificate: the day the United States was born. In 1776 it announced to the world that the 13 colonies would no longer be ruled under Great Britain, and that God our Creator made all men equal and worthy of freedom. Founding Father and America's third president, Thomas Jefferson, wrote the first draft of the Declaration with a quill pen. Congress debated, made some changes, and then voted for it. Fifty-six people signed it. Congress adopted the Declaration of Independence on July 4, 1776.
- The Constitution is America's rulebook. Just like every sport has written rules, so does our American government. The Constitution describes our three branches of government: executive, legislative, and judicial. The Constitution protects our rights by limiting the power of the government over the people. America's fourth president, James Madison, is often called the father of the Constitution, because he played an important role in writing it (with a quill pen!). Between May and September 1787 fifty-five men attended the Constitutional Convention to discuss and approve America's soon-to-be rules. It was signed by thirty-nine people and adopted on September 17, 1787.

Fun Facts:

- The word "pen" comes from the Latin word "penna" which means feather. A quill is a main wing or tail feather of a bird. Many of the world's most important historical documents were written with quill pens made from the feathers of birds.
- Both the Declaration of Independence and the Constitution were printed on parchment (made of animal skins), and both were signed in Philadelphia, Pennsylvania in the building now known as Independence Hall. Both documents are considered some of the most important documents ever written in all of history. There were only six people who signed both the Declaration of Independence and the Constitution, and one of them was Benjamin Franklin.

Extension Activity

- Patriotic Scholarship: Find a copy of either the Declaration of Independence or the Constitution. Use the quill pen to copy out part of one of them onto a piece of paper in neat handwriting.
- Fun and Games: Write out the rules to a favorite sport or game using the quill pen. Be sure to make them look fancy and official!