


# The National Anthem & Pledge of Allegiance | Worksheet

Draw a line to connect the word to the picture that best represents its meaning.



•



•



•

**Allegiance**



**Nation**



**Flag**



**Brave**



**Freedom**



**Anthem**



•















•



•



# The National Anthem & Pledge of Allegiance | Answer Key

		
<p>Allegiance</p> 	<p>Nation</p> 	<p>Flag</p> 
<p>Brave</p> 	<p>Freedom</p> 	<p>Anthem</p> 
		

Red lines connect the words in the middle row to the images in the bottom row: Allegiance to Statue of Liberty, Nation to American flag, and Flag to USA map. Red lines also connect the words in the middle row to the words in the top row: Allegiance to Anthem, Nation to Nation, and Flag to Flag.