





The Tale of William Tell | Worksheet





Story sequencing: Number the scenes in order from first to last.

<p>William Tell refuses to bow down to Gessler's hat.</p> <p>_____</p>	
<p>William leads his country to victory.</p> <p>_____</p>	
<p>Gessler commands William's son to be tied in the town square and an apple placed on his head.</p> <p>_____</p>	
<p>William successfully shoots the apple.</p> <p>_____</p>	

Scan to watch episode:



The Tale of William Tell | Answer Key

<p>William Tell refuses to bow down to Gessler's hat.</p> <p>1</p>	 An illustration of a town square with a stone fountain. A man in a blue tunic and a small child stand near a tall pole with a red hat on top. The background shows wooden buildings.
<p>William leads his country to victory.</p> <p>4</p>	 An illustration of three men. The man in the center is William Tell, holding a bow high. He is flanked by two other men, one holding a red flag and the other a blue flag.
<p>Gessler commands William's son to be tied in the town square and an apple placed on his head.</p> <p>2</p>	 An illustration of a young boy being tied up by two soldiers in armor. A woman in a blue dress looks on with a distressed expression.
<p>William successfully shoots the apple.</p> <p>3</p>	 An illustration of a young boy's head in profile. An arrow is shown hitting an apple on his forehead, with the apple shattering into pieces.