



سلطة مدينة إكسبو دبي
EXPO CITY DUBAI AUTHORITY

How to obtain your Freelance Permit at Expo City Dubai




Freelance at Expo City Dubai

Freelancing is about independence, flexibility, and opportunity, and at Expo City Dubai we've made the process simple. Individual professionals - whether creatives, consultants, or digital experts - can apply for the Freelance Permit. The process is streamlined, with eligibility for a UAE Residence Visa (if required), and comes with a range of exclusive benefits.


Benefits of the permit at Expo City Dubai

100+


Eligible professions with the option to propose your own




Fast-track setup with 3-day processing time




Flexible packages tailored for individuals and independent talents



Freedom to work from anywhere



No office space required



Eligibility to open a corporate bank account

How to get started

Getting started as a freelancer at Expo City Dubai is quick and easy. Submit the required documents, and a dedicated Account Manager will guide you through the process. Once registered, you'll have full access to our services online via the portal and in person at the Client Relations Centre.

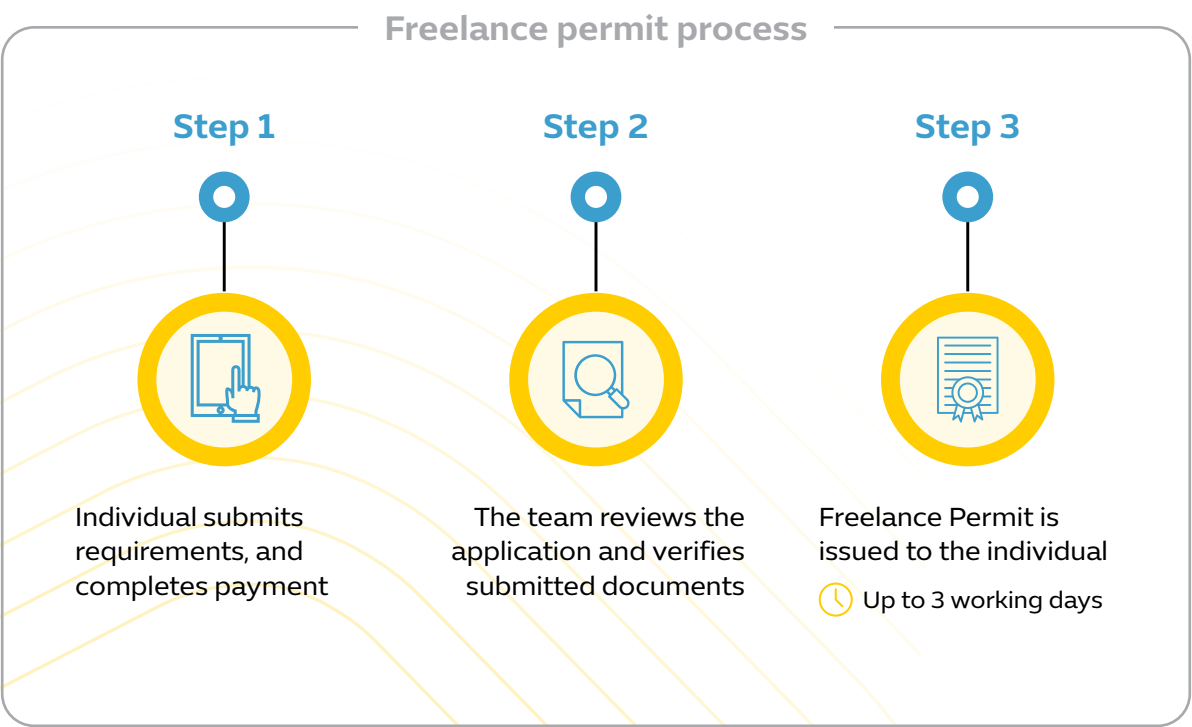


Figure 1 Expo City Dubai freelance permit process

Step 1

Log in to the Expo City Dubai Authority (ECDA) Portal, fill in your details, upload the required documents, and complete the payment of AED 7,000 (inclusive of a non-refundable AED 500 fee).

The required documents include:

- ✓ Proof of profession (qualification certificate, portfolio, or similar)
- ✓ Copy of passport
- ✓ Copy of UAE residence visa (if applicable)
- ✓ Copy of applicant's Emirates ID (if applicable)

Step 2

The team reviews your application to ensure all requirements are met and may request additional proof, if required.

Step 3

Once approved, your Freelance Permit is issued with a 1-year validity and can be renewed annually for up to 5 years. During this period, ECDA may carry out compliance and financial checks.

Congratulations!

You are now officially a freelancer at Expo City Dubai!

For any further queries or clarifications, please contact the Freelance Hub at **freelancehub@expocitydubai.ae** or contact your Account Manager.

Please note that all requirements related to the Freelance Permit are subject to change, and the client may be required to provide additional documentation. Additionally, all approvals are subject to the discretion of the relevant government authorities.