


Grab Your Customer by the Phone.
No Apps. No Downloads. Just use your phone.

VIRTUAL REALITY: Experience the Floors

Try it now with your phone.
Simply go to **Floors.com/See**
or Scan the QR Code.



SELECT. SNAP. SAVE.

Customers can easily save their favorite floors and use our virtual decorator to understand how the floor will look in a room

SELECT: Have the customer select the floors they would like to save as their favorites.

SNAP: Have the customer take a picture of the labels on the front of the samples with their smart phone.

SAVE: Ask the customer to go to **Floors.com/Save** to upload the images they just took of the label.

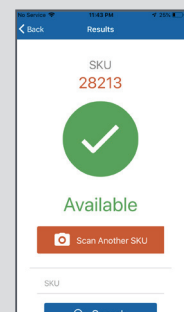
From here, they will be able to save the floors to their “Favorites” folder by following the prompts on Floors.com. There’s no limit to the number of floors they can save!



For Distributor Sales Reps

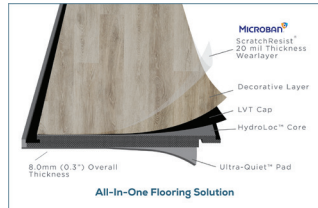
Loading Plan App

With this app, simply scan the labels of the samples in the display to find out if you should remove that sample or keep it. This will minimize time spent updating the display and allow more time with the Retail Store Associate. Available in Apple’s App Store and the Google Play Store,




Notes

ADURA®Max
Expanded Polymer
Core–WPC



- Maximum performance
- Dampens sounds by 30%
- Softer underfoot
- Easy to install
- ScratchResist® premium scratch resistant surface protector

ADURA®Rigid
Solid Polymer Core–SPC



- Strong and durable
- Indentation resistant
- Stable in wide temperature changes
- Easy to install
- ScratchResist® premium scratch resistant surface protector

ADURA®Flex
Traditional LVT



- Ideal for large rooms or multi-room installation
- Glue installation, stable and reliable
- Tile can be installed with or without grout
- ScratchResist®X, the most scratch resistant product on the market

ADURA® at a Glance

WATERPROOF

KID & PET FRIENDLY

EASY TO CLEAN & MAINTAIN

TRUE DETAIL STYLING™

SCRATCH RESISTANT

FADE & STAIN RESISTANT

INDENTATION RESISTANT

LIFETIME WARRANTY

MADE IN THE USA
ADURA®Flex

Competitive Positioning

	ADURA®	CoreTec	Mohawk	Independent Lines
WPC, SPC, and LVT all available in same visuals	✓	✗	✗	✗
Great Tile Visuals	✓	✗	✗	✗
ScratchResist® Premium Scratch-Resistant Surface Protector	✓	✗	✗	✗
Brand not in Home Centers	✓	✓	✗	✗

Choose Your Color.
Choose Your Solution.



PASADENA
Pumice

ADURA®
Max || Rigid || Flex

80
STYLES
3
CONSTRUCTIONS
1
SOLUTION
MANNINGTON®

18"x18" Tile Format

Pasadena



Stone
FXT440

Sediment-
FXT441

Pumice
FXT442

Vienna



Alabaster-
FXT430

Mineral
XT431

Quartz
FXT432

Villa



Sandstone
FXT420

Sandstone/
Cement*
FXT420/
FXT421

Sandstone/
Coal*
FXT420/
FXT422

6"x48" Plank Format


Napa



Barrel
FXP662
RGP662
MAX662

Spirit
FXP663
RGP663
MAX663

Southern Oak



Natural
FXP690
RGP690
MAX690

Honey
FXP691
RGP691
MAX691

Spice
FXP692
RGP692
MAX692

*Order Cement and Sandstone or Coal and Sandstone for checkerboard pattern.

12"x24" Tile Format

Pasadena



Stone
FXR440
RGR440
MAR440

Sediment
FXR441
RGR441
MAR441

Pumice
FXR442
RGR442
MAR442

Vienna



Alabaster-
FXR430
RGR430
MAR430

Mineral
FXR431
RGR431
MAR431

Quartz
FXR432
RGR432
MAR432

ADURA® Specs

6" PLANK	Max	Rigid	Flex
Finished Size	6" x 48"	6" x 48"	6" x 48"
Pieces / Carton	14	12	17
Weight / Carton	45.89	42.48	25.82
Sq. Ft. / Carton	27.39	23.24	34
Cartons / Pallet	42	48	72
Sq. Ft. / Pallet	1,150.38	1,115.52	2,448
Pallets / Container	20	18	-

RECTANGLE	Max	Rigid	Flex
Finished Size	12" x 24"	12" x 24"	12" x 24"
Pieces / Carton	14	12	18
Weight / Carton	47	43.54	27.31
Sq. Ft. / Carton	28.04	24.53	36
Cartons / Pallet	42	48	68
Sq. Ft. / Pallet	1,177.68	1,177.49	2,448
Pallets / Container	20	18	-

TILE	Max	Rigid	Flex
Finished Size	-	-	18" x 18"
Pieces / Carton	-	-	20
Weight / Carton	-	-	34.01
Sq. Ft. / Carton	-	-	45
Cartons / Pallet	-	-	52
Sq. Ft. / Pallet	-	-	2,340
Pallets / Container	-	-	-

Installation

If your customers are installing the floor in a large area and don't want transition moldings or if they want to have the look of ceramic tile with grout, ADURA® Flex is the answer.

ADURA®Max and ADURA®Rigid can be installed on top of existing hard surface flooring. This means:

- 40% less cost to complete compared to ceramic tile
- 60% less time your installers are on the job
- Less mess to clean up and less mess your customer experiences from demolition dust
- Your customers get back to their lives faster

40%
LESS COST
TO INSTALL

60%
LESS TIME
TO INSTALL

COMPARED TO
CERAMIC TILE

Only on: ADURA® Max || ADURA® Rigid

Sundries

ADHESIVES

MT-711 Adhesive (Flex only)
NEW! Triple Stick Adhesive Cartridge

INSTALLATION ACCESSORIES

ADURA® Luxury Grout (Flex only - multiple colors available)
ADURA® Luxury Grout Sponge Clean-up Kit (Flex only)
Universal Tapping Block

CLEANERS/FLOOR CARE

UltraClean 32oz Bottle

UNDERLAYMENT

Mannington Underlayment (Flex only)
Mannington Silent Solution Underlayment (Flex only)

Moldings

Flush Stairnose

Multipurpose Reducer

T-Molding

Quarter Round

End Cap

Videos

Go to www.mannington.com/ADURAvideos to learn more about our introductions and how our ADURA® installation compares to ceramic tile.