



A.L.P.S.[®]
Total Foot System

Product Brochure



ZIMMER BIOMET

Your progress. Our promise.[®]

The A.L.P.S. Advantage

The A.L.P.S.Total Foot System represents the next generation in anatomic plates specifically designed for the challenges of foot surgery.

The System offers a comprehensive set of plating options anatomically contoured to address osteotomies, fusions and fractures in the forefoot, midfoot and hindfoot. The attention to anatomic detail is further enhanced by deliberate regions of flexibility to accommodate individual anatomic variation without compromising strength. The A.L.P.S.Total Foot System also offers a wide array of both locking and non-locking screw options and incorporates industry leading F.A.S.T. Guide technology. The result is a comprehensive yet flexible system for operating room efficiency and ease of use. That's "The A.L.P.S.Advantage."



**Intra-Operative
Customization**



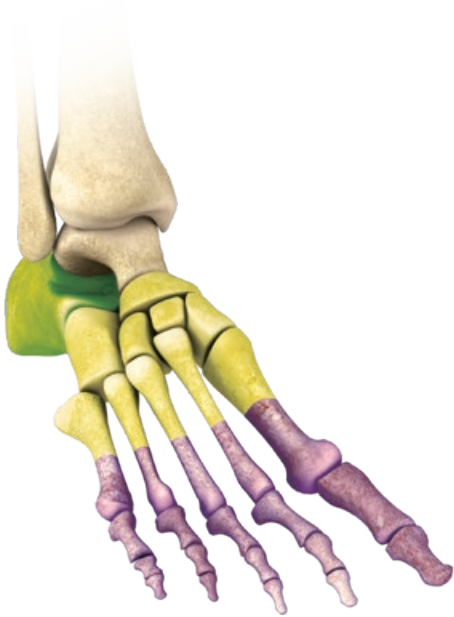
**F.A.S.T. Guide®
Technology**



**Anatomic Low
Profile Plates**



**Multiple Screw
Options**



Comprehensive

The system features a wide variety of plates, screws and instrumentation that have been specifically designed to address both reconstructive and trauma procedures of the forefoot, midfoot and hindfoot.

Flexible

Flexible plating technology delivers intra-operative customization of the plate and locking, non-locking or multi-directional screw options of varying diameters provide flexibility in constructs.



Efficient

F.A.S.T. Guide Technology facilitates efficient OR time since no intra-operative assembly is required when drilling for locking screws and color coding makes plate identification easy.

A.L.P.S. Total Foot System



Single Joint Fusion Plates

The Single Joint Fusion family of plates are unique yet versatile plate designs that are often used for tarsometatarsal fusion, talonavicular fusion, calcaneocuboid fusion and intercuneiform arthrodesis.



Dorsal Midfoot Fusion Plates

Designed to fit the specific anatomic profile of the midfoot and available in two different sizes; the small plate can be used to compress and fuse two tarsometatarsal joints, the large plate fuses two tarsometatarsal joints plus has additional locking tabs for fusing the naviculocuneiform joint.



Lateral Column Lengthening Plates

The Lateral Column Lengthening plates are designed to be used primarily in either calcaneal osteotomy or calcaneocuboid lengthening procedures and come in varying sizes from no wedge to wedges of 8 mm, 10 mm, and 12 mm.



Lapidus Plate

The Lapidus Plate is designed to be used primarily for arthrodesis of the first metatarsocuneiform joint, and can be used in conjunction with a crossing interfragmentary compression screw.



Medial Column Fusion Plate

The Medial Column Fusion plate is designed with an anatomical shape primarily for the unique anatomy of the navicular, medial cuneiform and first metatarsal. It can be used to stabilize the medial column of the foot.



Locking Calcaneal Plate

The locking plate addresses complex calcaneal fractures, and offers a high strength, low profile design that closely matches the anatomy of the calcaneus.



1st Metatarsal Fusion Plates

The 1st Metatarsal Fusion Plates are designed for 1st metatarsophalangeal joint fusions, and are offered in both small and large options to match patient anatomies.

A.L.P.S. Total Foot System




Talar Neck Fracture Plate

The Talar Neck Fracture Plate is specifically designed to treat difficult fractures of the talus to help restore the neck of the talus to its anatomic position.



Navicular Fracture Plate

The Navicular Fracture Plate has been designed and precontoured to closely match the natural anatomy of the navicular bone for the treatment of complex navicular fractures.




Web and Straight Plates

The web and straight plates are designed to treat fractures of the metatarsals. Their unique design allows surgeons to cut, contour and combine the plates, making it possible to treat many different complex fracture patterns.




Cup & Cone Reamers

The Cup & Cone Reamers aid in the preparation of the metatarsophalangeal joints for arthrodesis. Also available as a stand-alone kit.



Compression Wires

Compression wires designed to compress plates to the bone through a F.A.S.T. Guide, a F.A.S.T. Guide Adapter, or directly through a K-wire hole on the plate.



1st MTP Fusion Plate Benders

Designed to bend both 1st MTP Fusion Plates up to 7° in one direction only without having to remove the F.A.S.T. Guide inserts.

A.L.P.S. Total Foot System



Locking Multi-Directional Screws (MDS)

These screws allow for up to 30 degrees of angulation from center for fixation flexibility when operating with limited purchase area or when managing the challenges of existing hardware.



Low Profile Non-Locking Screws

3.5 mm low profile non-locking screws provide the same low profile design as locking screws in any available plate holes. In addition, they provide up to 1.25 mm of compression when inserted in the slotted holes.



Low Profile Locking Screws

Locking threaded screws lock into position when tightened to establish a fixed angle construct. Tapered, triple lead threads facilitate screw insertion and decrease the potential of cross threading.

4.0 mm Locking Cancellous Screw



3.5 mm Locking Cortical Screw



3.5 mm Low Profile Non-locking Screw



3.5 mm Locking Multi-directional Screw



2.7 mm Locking Cortical Screw



2.5 mm Non-locking Cortical Screw



2.5 mm Locking Cortical Screw



2.5 mm Locking Multi-directional Threaded peg



Indications:

The ALPS Total Foot System intended for use in stabilization and fixation of fractures, revision procedures, fusions, reconstructions (osteotomy) and non-unions of the bones of the hand, foot, wrist, ankle, finger, toe, humerus, olecranon, clavicle, scapula and pelvis, particularly in osteopenic bone. The system can be used in both adult and pediatric patients (adolescents [>12 - 21 years of age]), where the implant would not cross open epiphyseal plates in skeletally immature patients.

Contraindications:

Contraindications (orthopaedic screws, intramedullary nails, plates, compression hip screws, pins and wires):

- Cases where there is an active infection.
- Conditions which tend to retard healing such as, blood supply limitations, previous infections, etc.
- Insufficient quantity or quality of bone to permit stabilization of the fracture.
- Conditions that restrict the patient's ability or willingness to follow postoperative instructions during the healing process.
- Foreign body sensitivity – where material sensitivity is suspected, appropriate tests should be made and sensitivity ruled out prior to implantations.
- Cases where the implant(s) would cross open epiphyseal plates in skeletally immature patients.

Additional Contraindications – Orthopaedic Screws and Plates Only:

Cases with malignant primary or metastatic tumors which preclude adequate bone support or screw fixations, unless supplemental fixation or stabilization methods are utilized.

This material is intended for health care professionals. For indications, contraindications, warnings, precautions, potential adverse effects and patient counselling information, see the package insert or contact your local representative; visit www.zimmerbiomet.com for additional product information.

All content herein is protected by copyright, trademarks and other intellectual property rights, as applicable, owned by or licensed to Zimmer Biomet or its affiliates unless otherwise indicated, and must not be redistributed, duplicated or disclosed, in whole or in part, without the express written consent of Zimmer Biomet.

©2019 Zimmer Biomet



ZIMMER BIOMET

Your progress. Our promise.®

2410.1-GLBL-en Rev.0219



Legal Manufacturer

Biomet Trauma
56 East Bell Drive
P.O. Box 587
Warsaw, Indiana 46581
USA

www.zimmerbiomet.com