



# Mock Elections 2019 Templates

#mockelections2019



# CANDIDATE NOMINATION FORM

- To stand as a candidate, four people must nominate you and sign this form.
- Return this form to the Election Returning Officer by the closing date.
- Once you hand in this form you have made a commitment to represent your party in this election.
- If you have any questions or don't understand the election rules consult the Election Returning Officer (or the teacher co-ordinating the election).

.....  
NAME OF RETURNING OFFICER

.....  
CLOSING DATE FOR  
NOMINATIONS

## I wish to stand as a candidate:

.....  
FULL NAME:

.....  
PARTY I WISH TO STAND FOR:

.....  
SIGNED

.....  
DATE

## I have been nominated by:

**1**.....  
NAME

.....  
SIGNATURE

**2**.....  
NAME

.....  
SIGNATURE

**3**.....  
NAME

.....  
SIGNATURE

**4**.....  
NAME

.....  
SIGNATURE

# ELECTORAL REGISTRATION FORM

.....  
THIS FORM MUST BE RETURNED TO

.....  
RETURN BY THE ABOVE DATE

Number	First Name	Surname	Class	Signature
Election team insert numbers....				

## POSTAL VOTE APPLICATION

This is your official application for a Postal Vote. Use this form if you will be absent on election day and unable to vote in person.

Return to Election Returning Officer (Election Co-ordinator) by: \_\_\_\_\_

**Name:** \_\_\_\_\_

**Voter registration number:** \_\_\_\_\_

**Form/tutor group:** \_\_\_\_\_

**Reason for absence:** \_\_\_\_\_

*I confirm my reason for being absent is genuine.*

**Signature:** \_\_\_\_\_

**Date:** \_\_\_\_\_

## POSTAL VOTE APPLICATION

This is your official application for a Postal Vote. Use this form if you will be absent on election day and unable to vote in person.

Return to Election Returning Officer (Election Co-ordinator) by: \_\_\_\_\_

**Name:** \_\_\_\_\_

**Voter registration number:** \_\_\_\_\_

**Form/tutor group:** \_\_\_\_\_

**Reason for absence:** \_\_\_\_\_

*I confirm my reason for being absent is genuine.*

**Signature:** \_\_\_\_\_

**Date:** \_\_\_\_\_

# NOTICE OF POLL

.....  
DATE OF ELECTION

.....to .....

TIME OF POLLING

.....  
LOCATION OF POLLING STATION

## CANDIDATES

NAME	PARTY

# POLL CARD

Please read the reverse of this card carefully to find out how to make your vote count.

**Name:** \_\_\_\_\_

**Voter registration number:** \_\_\_\_\_

**Form/tutor group:** \_\_\_\_\_

**Your polling station:** \_\_\_\_\_

**Polling day:** \_\_\_\_\_

**Polling hours:** \_\_\_\_\_ to \_\_\_\_\_

# POLL CARD

Please read the reverse of this card carefully to find out how to make your vote count.

**Name:** \_\_\_\_\_

**Voter registration number:** \_\_\_\_\_

**Form/tutor group:** \_\_\_\_\_

**Your polling station:** \_\_\_\_\_

**Polling day:** \_\_\_\_\_

**Polling hours:** \_\_\_\_\_ to \_\_\_\_\_

## **POLL CARD (Reverse)**

Congratulations on registering to vote.

1.	Take this card with you on polling day and present it to the Polling Clerks
2.	The Clerks will give you an official ballot paper
3.	Go to the polling booth – you should be able to vote in private
4.	Follow the instructions on the ballot paper and cast your vote
5.	Fold the ballot paper in two and put it in the ballot box
6.	If you make a mistake give the spoiled ballot paper to the Clerk and ask for another one
7.	Remember that you do not have to tell anyone who you voted for!

## **POLL CARD (Reverse)**

Congratulations on registering to vote.

1.	Take this card with you on polling day and present it to the Polling Clerks
2.	The Clerks will give you an official ballot paper
3.	Go to the polling booth – you should be able to vote in private
4.	Follow the instructions on the ballot paper and cast your vote
5.	Fold the ballot paper in two and put it in the ballot box
6.	If you make a mistake give the spoiled ballot paper to the Clerk and ask for another one
7.	Remember that you do not have to tell anyone who you voted for!

# BALLOT PAPER

**Vote for one candidate only.** Mark a cross (X) in the right hand box next to the candidate you wish to vote for. If you mark more than one X it will make your vote invalid. Ask the Clerks for another ballot paper if you make a mistake.

Party logo	Candidate (alphabetically by surname) / Party name	

# BALLOT PAPER

**Vote for one candidate only.** Mark a cross (X) in the right hand box next to the candidate you wish to vote for. If you mark more than one X it will make your vote invalid. Ask the Clerks for another ballot paper if you make a mistake.

Party logo	Candidate (alphabetically by surname) / Party name	



# BALLOT BOX SEALS

<b>Ballot Box Sealed On:</b>	<b>Ballot Box To Be Opened On:</b>
<b>Returning Officer's Signature:</b>	


<b>Ballot Box Sealed On:</b>	<b>Ballot Box To Be Opened On:</b>
<b>Returning Officer's Signature:</b>	

<b>Ballot Box Sealed On:</b>	<b>Ballot Box To Be Opened On:</b>
<b>Returning Officer's Signature:</b>	

**POLLING  
STATION**

# ROSETTE

Cut out a piece of circular cardboard and attach it to the back of the rosette. Stick a safety pin to the back of the cardboard.



# MANIFESTO

.....

**PARTY**

.....

**CANDIDATE**

**PLEDGE 1:**

.....  
.....  
.....

**PLEDGE 2:**

.....  
.....  
.....

**PLEDGE 3:**

.....  
.....  
.....

**PLEDGE 4:**

.....  
.....  
.....

**PLEDGE 5:**

.....  
.....  
.....

# NEWS RELEASE

## **<Insert school> goes to the polls in Mock Elections 2019**

As the country goes to the polls in a snap general election students at <insert school> in <insert location> will be getting involved, experiencing democracy first hand with their own Mock Election on <insert date>.

Mock Elections actively engage students with the democratic process and show how politics affects their everyday lives.

Students will gain hands-on insight into how the election works as they run for office, create manifestos, canvass support, design campaign posters and literature and cast their votes. Other students will organise the election – registering voters, preparing the polling station, and counting the ballot papers.

The 2019 Mock Election involves students <from across the school/year group X/form group X>.

Polling day is <insert date & time> and the results will be counted and announced on <insert date & time>.

Election co-ordinator <insert teacher's name> said:

'<.....insert quote.....>'

**For further information, contact <insert teacher's name> at:  
<insert contact details - email address and telephone number>**

### **Editors' Note**

*The <insert school> Mock Election is part of the nationwide Mock Elections 2019 schools campaign supported by the Hansard Society ([www.hansardsociety.org.uk](http://www.hansardsociety.org.uk/) / #mockelections2019). Mock Elections in Schools has been running for 50 years – the longest civic education project of its kind involving students anywhere in the world.*

# OPINION POLL

Complete a sheet for each person you interview – circle or mark the responses given so you can calculate the results from all the sheets at the end.

**Male / Female**

**How old are you:** \_\_\_\_\_

**Which class are you in?** \_\_\_\_\_

**Q1. How likely are you to vote in the Mock Election on <insert date>**

- Certain to
- Likely to
- Unlikely to
- Certain not to
- Don't know

**Q2. When deciding who to vote for, on a scale of 1 to <6> where 1 is the top priority and <6> is the bottom priority> which of the following policies do you think it is most important for a party to offer?**

<Insert a general list of policy areas – e.g. education/health/jobs/entertainment; or the issues you are thinking of adopting as manifesto pledges> e.g.

- |                  |                |
|------------------|----------------|
| • Insert issue 1 | Insert issue 2 |
| • Insert issue 3 | Insert issue 4 |
| • Insert issue 5 | Insert issue 6 |

**Q3. In your opinion, what is the most serious problem facing young people today?**

Response: -----

**Q4. At the moment you can start voting in a national general election at 18 years of age. Do you think this should be reduced to 16?**


- Yes
- No
- Don't know

**Q5. Where would you most like to get your news about politics and elections from? (select one option)**

- |               |              |
|---------------|--------------|
| • A newspaper | My family    |
| • TV news     | Social media |
| • Radio       | My friends   |

# Hansard Society Mock Elections 2019

# WINNER



This is to certify that:

.....

Won the 2019 Mock Election at

.....

On ...../...../..... with .....% of the vote.




Dr Ruth Fox, Director, Hansard Society

.....

Headteacher





# Mock Elections 2019

#mockelections2019

Deadline for registering your school's result for the national mock elections campaign: **6pm on Thursday 12 December.**

