


HOW TO RUN A MOCK ELECTION

1



Decide the election timetable

The length of the timetable will be determined by how you want to run the Mock Election – in one day or

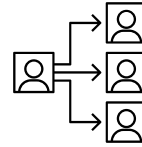
2



Preparation & public announcement

Get your staff team on board - brief them about

3



Assign roles

Divide the class(es) into teams. You will need one Electoral

6



Polling preparation

The Election Administration Team should prepare polling cards, ballot papers,

5



Candidate and voter registration

Collect and verify the Candidate nomination forms

4



Candidate nominations

7



Get the party started!

Encourage Candidates to recruit as many other pupils


8



The campaign

Once the Candidates and Party Campaign Teams have decided their manifesto promises, designed their

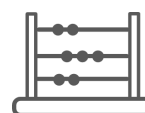
9



Election day

Polling stations should be accessible with private voting areas within the polling station to ensure

10



THE RESULT!

Don't forget to register the result



#mockelections2019
contact@hansardsociety.org.uk

