



PELOTONIA[®]

2023 GRAVEL DAY
EVENT HANDBOOK

TABLE OF CONTENTS

Before the Ride..... 3

Rider Schedule 9

Ride Day..... 11

Spectator Information 18

BEFORE THE RIDE

SAFETY GUIDELINES

RULES OF THE ROAD

When you registered to participate in Gravel Day, you agreed to abide by all of the following rules of the road at all times during your ride.

- Pelotonia is not a race.
- Gravel Day is conducted on open roads. Motor vehicle traffic will be present. Be aware of what's going on around you at all times.
- Obey all traffic signs and signals.
- Ride as far to the right of the road as is safely possible, except to pass, and never ride more than two across.
- Pass on the left side only.
- Helmets must be worn at all times while riding.
- Headphones, iPods and phones being utilized as music devices are not permitted while riding.
- Endangering the safety of your fellow Riders is strictly prohibited.
- Ride defensively in consideration of your fellow Riders and ride in control of your bike at all times (*i.e. be able to stop within a reasonable distance*).
- Communicate with your fellow Riders using proper cycling terms such as "On your left," "Car back," etc.
- Use proper hand signals when turning.
- Make left turns from center of road or left turn lane.
- Cross railroad tracks at right angles to avoid dropping wheels into space between the rails and road.
- Do not cross the yellow centerline regardless of passing zone.
- On more remote roads where a center line may not be present, keep in mind you should still be staying on the right hand side of the road at all times.
- Obey instructions from the Pelotonia road crew and pay attention to information posted on Pelotonia road signs.
- Each Rider is expected to speak out when observing a violation. When spoken to, the response should be in appreciation of the concern expressed.

SAFETY RESOURCES

Additional resources on cycling and, specifically, gravel cycling safety are included on Pelotonia's website. Our Safety Video demonstrates basic rules of the road and also provides some tips for safe group riding, and additional resources provide guidance for cycling on gravel roads specifically.

CHECK OUT ALL RESOURCES AT:

pelotonia.org/safety

BEFORE THE RIDE

RIDER SAFETY AND TRAINING TIPS

BE AWARE

Know where other riders and vehicles are and keep an eye on traffic patterns

Because those in front cannot see traffic approaching from the rear, it is the responsibility of the Riders in back to inform the others by saying “car back” when rounding curves, on narrow roads, or when riding double. It is also helpful to warn of traffic approaching from the front with “car up”

Don’t wear headphones, bring a speaker, or talk on a cell phone while riding

When approaching intersections that require vehicles to yield or stop, the lead Rider will say “slowing” or “stopping” to alert those behind to the change in speed. When passing through an intersection, some cyclists say “clear” if there is no cross traffic. Note that each cyclist is responsible for verifying that the way is indeed clear

When riding in a group, most of the cyclists do not have a good view of the road surface ahead, so it is important to announce holes, glass, sand, grates, and other hazards. The leader should indicate hazards by pointing down to the left or right, and by shouting “hole,” “bump,” etc. where required for safety

BE PREPARED

Have tools and parts to repair a flat, a charged phone to call for assistance, and water and nutrition to power you through your ride and keep you hydrated

Check your bike thoroughly before every ride

RIDE SAFE

Protect that cool new haircut (and the head underneath) with a helmet and be sure to stay a safe distance away from other riders and vehicles

When riding up hills or on narrow roads where you are impeding faster traffic, leave a gap for cars between every three or four bikes. That way a motorist can take advantage of shorter passing intervals and eventually move around the entire group

Whether you are stopping because of mechanical problems or to regroup with your companions, move well off the road so you do not interfere with traffic. When you start up again, each cyclist should look for, and yield to, traffic

Ride single file or two abreast as appropriate to the roadway, traffic conditions and where allowed by law. Most state vehicle codes permit narrow vehicles such as bikes and motorcycles to ride two abreast within the lane. Even where riding double is legal, courtesy dictates that you single up when cars are trying to pass you

BE VISIBLE

Wear reflective gear or bright colors and stay visible to drivers and other cyclists

Use bicycle lights to draw extra attention to your presence on the road

BE PREDICTABLE

Follow Ohio traffic laws and make clear signals to let others know where you’re headed

Other Riders expect you to continue straight ahead at a constant speed unless you indicate differently

Warn cyclists behind you well in advance of changes in your direction or speed. To notify the group of a change in path, the lead Rider should call out “left turn” or “right turn” in addition to giving a hand signal. Hand signals for turning and stopping are as follows: left arm straight out to signal a left turn; left arm out and down with your palm to the rear to signal slowing or stopping; and for a right turn, put your right arm straight out or put your left arm out and up

Let other riders know when you are slowing, stopping, or turning and if a crossroad is clear using physical and verbal cues

Generally, slower traffic stays right so you should pass others on their left. Say “on your left” to warn the cyclist(s) ahead of you that you are passing. If you need to pass someone on the right, say “on your right” clearly since this is an unusual maneuver

ADDITIONAL GRAVEL RIDING TIPS

While riding, plan to fall into the existing tracks, and ride no wider than 2 bikes across

Be conscious of downhill speed, as it can be harder to slow down/stop on gravel with less traction

BEFORE THE RIDE

TRAINING

An important part of preparing for Gravel Day is training appropriately and ensuring you have the proper approaches to hydration and nutrition to sustain you throughout your Ride. Great resources are included both below, as well as more extensively at pelotonia.org/training.

HYDRATION AND NUTRITIONAL INFORMATION

Please remember to keep yourself well hydrated before, during, and after the Ride (regardless of the weather). It is critically important to avoid dehydration by drinking water and sports drinks on a schedule throughout the Ride (roughly one liter per hour, starting with water and switching to sports drinks after the first hour or two). Do not rely on thirst—thirst only kicks in when you are already becoming dehydrated. It is also important, however, not to over-consume water. Over-hydration with straight water lacking the sodium found in sports drinks may result in hyponatremia, sometimes referred to as water toxicity. This is a dangerous and potentially deadly condition that can be avoided by switching to primarily drinking sports drinks that contain at least 100 mg of sodium after the first 1–2 hours of riding. Be sure to read your fluid labels as many “sports beverages” contain far less than this minimum recommended amount of sodium.

Carbohydrate loading helps athletes participating in endurance events such as Pelotonia maximize energy storage to improve endurance and delay the onset of fatigue. Snacking on fruits that are potassium rich and pretzels that contain sodium will also help replenish nutrients the body loses during the Ride.

SAMPLE TRAINING PLANS

Additional resources that provide sample training plans, as well as gravel-specific training tips, are linked on our website. Visit pelotonia.org/training and scroll down to the “Gravel Day Training Tips” section.

PELOTONIA MEDICAL COVERAGE

First Aid tents will be set up at each Rest Stop and support vehicles will patrol the route to provide immediate first aid assistance. These volunteers will offer basic first aid only. Any situation requiring greater attention will be treated at the nearest medical facility via ambulance. While riding, please carry all of your prescription medications and your health insurance card in your jersey or bike bag. The first aid staff will have no I.V. solutions or prescription medications. If you are in need of medical assistance while on the route, please call the Pelotonia Command Center at 1-855-889-RIDE (7433). In the case of an emergency, please call 911 first, then the Pelotonia Command Center so Pelotonia officials can track the incident and assist as necessary.

RIDER TRACKING

Prior to Gravel Day, all spectators should download the “Pelotonia Ride Tracker” from the Apple or Google Play store on your mobile device. This app allows family and friends to view their Riders’ progress throughout the Ride, including receiving push notifications when Riders arrive at rest stops, and approach their finish line.

Instructions for spectator use of the Pelotonia Ride Tracker are included on page 18 in the Spectator section of this handbook.

BEFORE THE RIDE

GEARING UP FOR GRAVEL DAY

Please remember to have your bike tuned up PRIOR to Gravel Day and, please, no tubular tires (sew-ups), if at all possible. Gravel Day Riders must also be sure that their bike is equipped to ride the rough terrain inherent in gravel riding. **Minimum tire width of 35mm is required.**


The following is a suggested packing list for Gravel Day. Each Rider is permitted one bag that can be left at the start/finish venue to be available when you complete your ride. Please bring only those essential items and do not hang items from your luggage, as they could easily be misplaced. Remember to attach the tag you receive with your credential before turning in your bag.

- | | |
|--|--|
| <input type="checkbox"/> Helmet | <input type="checkbox"/> Sunglasses |
| <input type="checkbox"/> Tuned-up bike with hand pump or at least two CO2 cartridges + nozzle | <input type="checkbox"/> Sunscreen |
| <input type="checkbox"/> Saddle bag with tire levers, patch kit, two spare inner tubes and a cycling multi-tool | <input type="checkbox"/> Lip balm |
| <input type="checkbox"/> Additional supplies good to have with the more remote terrain being traveled on Gravel Day include a chain tool, spare quick link, zip ties, electrical tape, a tire boot, emergency derailleur hanger, and maybe even a spare set of brake pads and spokes | <input type="checkbox"/> Cell phone and charger for emergency use only (in a zip lock bag, carry with you). Portable external battery chargers for your phone are always a good idea, too! |
| <input type="checkbox"/> Cycling shoes, cycling shorts and/or tights, cycling shirt or jersey, socks, gloves | <input type="checkbox"/> Identification, money/credit card (carry with you) |
| <input type="checkbox"/> Extra water bottle | <input type="checkbox"/> Prescription medications and car/home key (carry with you—do not pack them in your luggage) |
| | <input type="checkbox"/> Casual clothes |



FORWARD TOGETHER

We're accelerating innovative
cancer research.



aep.com/community

Proud to support Pelotonia as a Major Funding Partner

RIDER SCHEDULE

SATURDAY, SEPTEMBER 30, 2023

Snow Fork Event Center

5685 Happy Hollow Rd, Nelsonville, OH 45764

20+ / 30+ / 50+ mile Start and Finish Venue

→ 7:00am

Shuttle & Bike Truck depart remote parking area at CAS (2540 Olentangy River Rd, Columbus, OH 43202) for Snow Fork Event Center

→ 7:30am

Start Venue opens for Rider Check-In, Breakfast, First Aid Services, Bag Drop-off and Bike Maintenance

→ 9:00am

Riders begin to stage

→ 9:30am

Ride starts by distance

→ 10:00am-11:30am

Rest Stop 1: Trimble Elementary
(30+ and 50+ Riders)

→ 10:30am-1:00pm

Rest Stop 1B: Carr Bailey Road
(20+ Riders)

→ 10:30am-2:00pm

Rest Stop 2: Concord Church
(30+ and 50+ Riders)

→ 11:00am-4:00pm

Rest Stop 3: Chauncey Trailhead
(30+ and 50+ Riders)

→ 11:30am-7:00pm

Finish Celebration at Snow Fork Event Center

→ 2:00pm

Shuttle & Bike Truck depart Snow Fork Event Center for return to remote parking at CAS (2540 Olentangy River Rd, Columbus, OH 43202)

→ 5:00pm

Shuttle & Bike Truck depart Snow Fork Event Center for return to remote parking at CAS (2540 Olentangy River Rd, Columbus, OH 43202)

*Please note, shuttle and bike truck schedules subject to change based on demand as event date approaches

A RIDE. A WEEKEND. TO MAKE A DIFFERENCE. TO MAKE AN IMPACT.



We take notice when an organization sets out to make our world a better place. We're proud to support Pelotonia in its 15th year of funding innovative research to one day see an end to cancer.

Thank you from all of us at Huntington. We'll see you the first weekend in August.





**FOR A BRIGHTER AND
BETTER TOMORROW**
through innovative cancer research

PELOTONIA
Bath & Body Works

bbwinc.com/community

Bath & Body Works is proud
to support Pelotonia as a
Major Funding Partner

RIDE DAY

CHOOSING YOUR GRAVEL DAY ROUTE

Gravel Day allows all Riders to choose between 3 routes: 20+, 30+ and 50+, with the ability to also choose a 1.5–2 mile optional detour onto the Baileys Trail System single-track trails.

Since the fundraising commitment for all Gravel Day routes is the same at \$1500 and all routes are loops that finish at the same location, Riders can choose whichever route they feel is best for them on Gravel Day, regardless of the route for which they registered. All route splits will be clearly marked with Pelotonia signage, so choose your own adventure throughout your ride. Remember—hills are a major factor on all three Gravel Day routes, so keep this in mind as you're training and progressing through your Ride.

NELSONVILLE LOOP ROUTES

20+
MILES**\$1,500**
commitment**1400+ FT**
OF CLIMB

A **challenging** route for
ALL Gravel Riders

30+
MILES**\$1,500**
commitment**2600+ FT**
OF CLIMB

A **challenging** route for
ADVANCED Gravel Riders

50+
MILES**\$1,500**
commitment**4700+ FT**
OF CLIMB

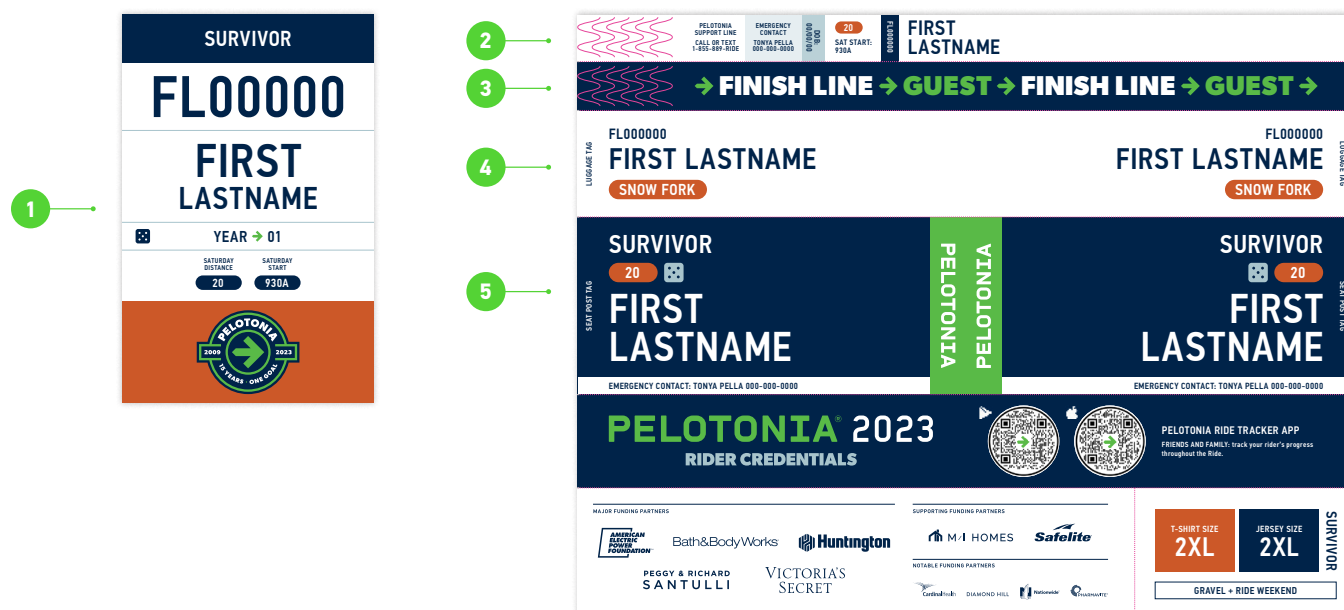
A **very challenging** route for
ADVANCED Gravel Riders

RIDE DAY

ARRIVAL AND RIDE START

RIDER CHECK-IN

After parking, each Rider should proceed to the Rider Check-In volunteers with a driver's license or other photo ID to receive their Rider Credentials, which include the pieces listed below. Please plan to arrive to the start location between 7:30am and 8:30am to ensure you have enough time to check in and enjoy the provided breakfast.



- ① **Bike Plate:** Riders should securely fasten the bike plate to the front of their handlebars using the provided zip ties before departing on their Ride. This piece must be attached properly to your bike throughout the day in order to Ride, to allow the RFID tag to be read for your finish line photos and to allow family and friends to track you along your Ride.
- ② **Rider ID Bracelet:** The Rider ID bracelet is the Rider's passport to Gravel Day, allowing all Riders to enjoy the amenities at the start and finish venue. Please wear your wristband upon receipt and DO NOT take it off until you leave Gravel Day for the last time. NO ONE will be permitted to ride without a Rider ID bracelet.
- ③ **Finish Celebration Guest Wristband:** This piece will serve as your guest ticket for the Gravel Day finish line celebration, and can be provided to your guest for complimentary admission, food and beverages.
- ④ **Luggage Tag:** Riders should securely fasten this tag to their bag before handing off to Pelotonia volunteers. Any unidentified or unclaimed bags at the finish venue will be taken to Pelotonia HQ to be claimed after the event.
- ⑤ **Seat Post Tag:** Riders should attach this piece to the seat post of their bike by wrapping it around and using the included adhesive strip. This allows Riders to identify each other along the route.

RIDE DAY

ARRIVAL AND RIDE START

BIKE MAINTENANCE

Please plan to tune up your bike prior to bringing it to Gravel Day. However, if you need emergency assistance on Saturday morning, bike mechanics will be located near the Bike Corral to assist you with minor adjustments and repairs.

BAGS

At the start venue there will be a gear check area where riders can drop off one bag with a change of shoes and other essentials to be securely stored until the finish their Ride. Please be sure to attach the luggage tag that will be included in your credential packet to your bag before leaving it with Pelotonia volunteers at the Ride start.

FIRST AID ASSISTANCE

If you need assistance with a medical question or issue, First Aid volunteers will be available on Saturday morning prior to the Ride starting. Please note that the First Aid volunteers will not be dispensing supplies or medications prior to the ride, unless there is an emergency at which time appropriate EMT support will be contacted to assist.

RIDER PARKING

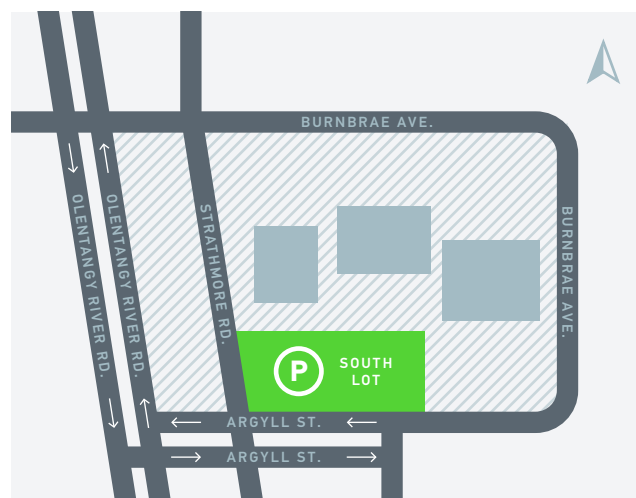
Riders may park on-site at Snow Fork Event Center for the duration of the day. Please follow the direction of on-site parking attendants and Pelotonia volunteers when arriving to park. No parking pass will be required.

If you have arranged post-Ride transportation and would like to leave your vehicle at Snow Fork overnight, this will be permitted, but all vehicles must be picked up from Snow Fork Event Center by 2pm on Sunday, October 1st.

SHUTTLES FROM COLUMBUS

Riders will have the option to utilize the Pelotonia-provided shuttle from CAS (2540 Olentangy River Rd, Columbus, OH 43202) to Snow Fork Event Center. If a Rider wishes to utilize the shuttle, they must notify Pelotonia by completing the form linked [HERE](#) by Monday, September 25, 2023 to allow for proper planning.

All Riders using the shuttle should plan to enter CAS property off of Argyll St. and park in the lot as shown below.



CAS Remote Parking

The shuttle will depart CAS promptly at 7:00am on Saturday morning, and will make two return trips from Snow Fork Event Center, departing at 2:00pm and 5:00pm. If you need to be back in Columbus at a specific time that is not accommodated by this schedule, please plan to make alternate arrangements to and from the site.

GUESTS AT THE START OF THE RIDE

We encourage guests to join us to send off the riders on Saturday morning.

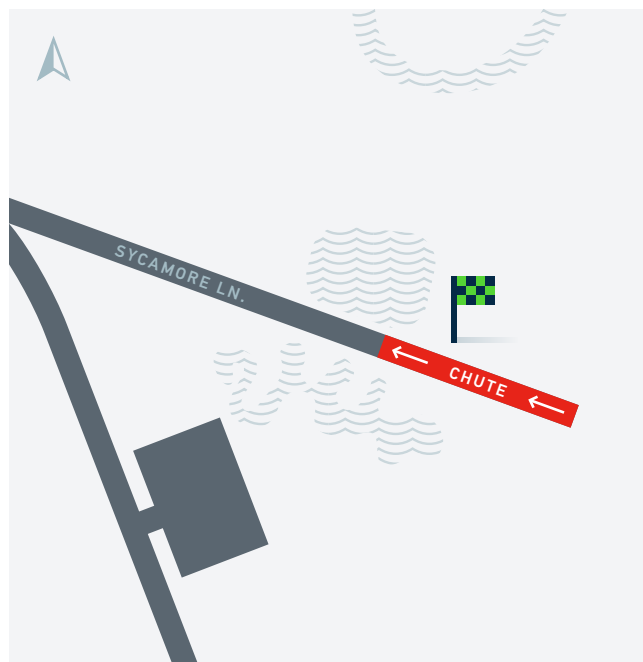
We ask that all spectators who wish to be on-site for the start of the ride arrive by 9:00am to limit the number of vehicles on the road and accessing the venue while cyclists are starting their ride.

RIDE DAY DURING THE RIDE

RIDE STARTS

All Gravel Day Riders will begin departures on a rolling basis from Snow Fork Event Center at 9:30am, with start order designated by distance.

All Riders should plan to arrive at the start venue no earlier than 7:30am, and no later 8:30am.



Snow Fork Event Center Staging

Please be aware that the route may be crowded at the start of the ride. At this point especially, it is extremely important for all riders to adhere to the rules of the road previously mentioned. Please maintain strict adherence to Ohio law which dictates riding no more than two abreast in a lane. Remember, Pelotonia is not a race. Please be patient, careful and courteous to those around you. After this initial phase, the group will slowly spread out and riders can settle into a comfortable pace for the remainder of their ride.

FIRST AID ASSISTANCE

First aid assistance will be available at every stop along the route, including the start of the ride. First Aid volunteers will also be riding in support vehicles that will patrol the route throughout the day. Please remember that volunteers will provide only basic first aid services and will not dispense any prescription medications or treatments. EMT and hospital services will be on call throughout the day at appropriate locations along the route.

SIGNAGE

Pelotonia is a rules of the road ride. Please pay careful attention to the Pelotonia signage along the route. In addition to directing riders along the route, it will warn riders of any specific areas where riders should remain particularly cautious of oncoming traffic or road conditions. Please also pay attention to any signage at the rest stops, which will warn of dangerous heat indexes or other weather conditions.

SUPPORT VEHICLES/VOLUNTEERS

There will be support vehicles patrolling the route with First Aid volunteers inside. There will also be mechanical support vehicles separately patrolling the route to help with any bike maintenance issues that may arise. Motorcycle support will also be stationed along the route to assist riders as needed.

PERSONAL SUPPORT VEHICLES

Given that Pelotonia has arranged for a significant number of support vehicles and support volunteers to monitor the entire route, we request that riders DO NOT have personal support vehicles follow them along the route. Though this is a rules of the road ride and riders will be proceeding along public roads, the route is obviously safer when there are fewer vehicles travelling on it.

RIDE DAY DURING THE RIDE

REST STOPS

There will be Rest Stops along the route approximately every 9–20 miles. Drinks, food, mechanical support and first aid assistance will be available at every stop.

HELP LINE

If you need assistance for any reason during the ride and you cannot locate a Pelotonia volunteer, please call or text **1-855-889-RIDE (7433)**.

STOPPING BEFORE YOUR CHOSEN FINISH

If a Rider would like to ride a shorter distance than that for which they registered, they are free to take the appropriate cutoffs where routes diverge. Because all routes of Gravel Day are looped routes ending at the same finish venue, there will be several points at which Riders can choose the route they feel most equipped to continue on. All fundraising commitments are the same for Gravel Day, so a change in Ride distance does not impact fundraising commitment.

WEATHER CONDITIONS

Weather is unpredictable and rain is a very real possibility. Barring severe weather emergencies, Gravel Day continues despite poor weather conditions. Riders should be prepared for high winds, temperatures ranging from 50-100 degrees Fahrenheit, heavy rainfall, and/or a combination of these conditions.

Given that weather can change during the event, weather related announcements may need to be issued after the start of the ride. Color-coded flags will be used to communicate the status of forecasted weather conditions. These flags will be displayed on SAG vehicles and at rest stop/finish areas as follows:

GREEN FLAG—SAFE TO PROCEED

Fair weather through light/moderate rain.

YELLOW FLAG—PROCEED WITH CAUTION

Excessive heat, moderate to strong winds, heavy rain or other precipitation is creating potentially hazardous situations on the route.

RED FLAG—DO NOT PROCEED

Severe weather warnings have been issued by the National Weather Service or severe precipitation is creating hazardous conditions or flooding on the route. Proceeding along the route is considered unsafe at this time. Riders who proceed do so at their own risk.

Pelotonia reserves the right to postpone the ride start, reduce the ride length, restrict ride options, or cancel the ride to ensure the safety of its participants. We will do everything within our capabilities to communicate cancellation, postponement, or alteration of the event to riders as quickly as possible. In all cases, riders are responsible for their own safety and should use their best judgment in deciding whether or not to continue if severe weather conditions exist.

RIDE DAY

FINISH LINE CELEBRATION

FINISH LINE CELEBRATION

There will be a celebration at Snow Fork Event Center to celebrate each rider's physical accomplishments, but more importantly, their fundraising commitments.

GUESTS AT FINISH LINE CELEBRATIONS

We encourage guests to come and cheer on riders as they arrive at the finish line. Guests should look for designated guest parking areas, and should avoid arriving to the shared start and finish venue between 9:00am and 10:30am. Each Rider will receive one Guest wristband within their Rider credential sheet, which grants their guest access to food and beverages at the finish line celebration. Additional guest tickets will be available on-site. Finish line guests are also welcome to bring a picnic or snacks to enjoy while you are cheering on the Riders.

BIKE TRUCKS AND RIDER SHUTTLES FROM THE FINISH AREA

If you are taking a shuttle back to downtown Columbus, you should take your bike to the bike truck prior to departure of the scheduled shuttle which you plan to utilize. Volunteers will help load the bikes onto the trucks safely and securely. If you are concerned about transporting your bike, you may want to apply bubble wrap to your bike before it is loaded. Please do not place your bike on a bike truck departing earlier than your chosen Rider shuttle, as a secure corral will not be available in downtown Columbus to store your bike until your return. Please note that bike trucks and Rider shuttles will depart at scheduled times, and it is the responsibility of each Rider to ensure they, and their bike, are loaded up for their preferred transportation time.

If you know that you must leave the finish area by a specific time, please consider having someone meet you at the finish line to transport you and your bike back. Please note that bikes will NOT be permitted onto Rider shuttles due to space constraints.

SHOWERS

A shower trailer will be available at the finish line for all Riders to use if they wish. Please plan to bring all necessary supplies with you, as these items will not be provided.

GIFT DISTRIBUTION

Gravel Day Riders will receive their Rider gift upon completion of their ride. You should proceed to the Gift Distribution area after you finish, and can redeem the size tag included on your credential sheet for your gift.

Please note that if you'd like to exchange the size of your Rider gift, this cannot be done on-site. Contact pelotonia@pelotonia.org in the week following Gravel Day to request a different size.



We're proud to work with Pelotonia to bring to life the Victoria's Secret Global Fund for Women's Cancers

The Victoria's Secret Global Fund for Women's Cancers was established to accelerate innovation in cancer research for women, by women.

By focusing on prevention, detection, diagnostic, and treatment innovations for women's cancers and advancing outcomes for cancer health disparities, together, we aim to improve and save the lives of millions of women around the world and close the research funding gap for women scientists.



SPECTATOR INFORMATION

PARTICIPATION

Pelotonia's mission is to raise money for cancer research. If you're unable to participate as a Rider or volunteer, but would still like to fundraise, you can become a Challenger. Please visit Pelotonia.org for additional information and to register.

INJURIES

If a Rider is hurt or otherwise unable to finish the Ride, support vehicles or First Aid volunteers will provide appropriate first aid assistance and will contact EMT services if necessary. If a Rider is transported to a medical facility, the Rider's designated emergency contact person will be notified of the nature of the injury and the medical facility to which the Rider was transported. If a Rider does not need to be transported for an injury but is otherwise unable to finish his or her Ride, support vehicles will pick up the Rider and transport them to the finish area where the Rider may be picked up or take a shuttle back to downtown Columbus.

SUPPORT YOUR RIDER

We encourage guests to cheer on Riders as they proceed along the route and arrive at their finish areas. When traveling to a particular portion of the route, including the finish line celebration, guests should make every effort to travel along alternative roads in order to keep the route as clear of cars as possible. Guests should also park cars away from the route in order to keep those roads clear and safe for Riders. At the finish line celebration, guests must follow all instructions provided by members of law enforcement and Pelotonia volunteers and should look for signage directing them to designated guest parking areas. Please note that guests are not invited to enter any of the rest stops along the route. Guests must not attempt to enter rest stops for any reason as it endangers the Riders who are entering and exiting the properties. Additionally, please note that putting spray paint on public roadways in an effort to cheer on Riders is strictly prohibited by law. All Gravel Day route maps can be viewed at pelotonia.org/gravel-day.

RIDER TRANSPORTATION/GUEST PARKING

How do I pick up my Rider at Snow Fork Event Center?

Snow Fork Event Center is located at 5685 Happy Hollow Rd, Nelsonville, OH 45764. Please use caution when traveling to the venue, as Riders will be utilizing the roadways around the venue as part of their Ride. We anticipate that most 20+ mile Riders will reach the finish between 11:30am–3pm, most 30+ mile Riders will arrive between 12–3pm, and most 50+ mile Riders will arrive between 1–5pm. Please look for areas designated as Guest Parking upon arrival.

If my Rider took the shuttle back to downtown Columbus, how do I pick them up?

The shuttle from downtown Columbus will pick-up and drop-off Riders at CAS (2540 Olentangy River Rd, Columbus, OH 43202). Family and friends should enter the property off of Argyll St. to pick up Riders returning on the shuttle from Snow Fork.

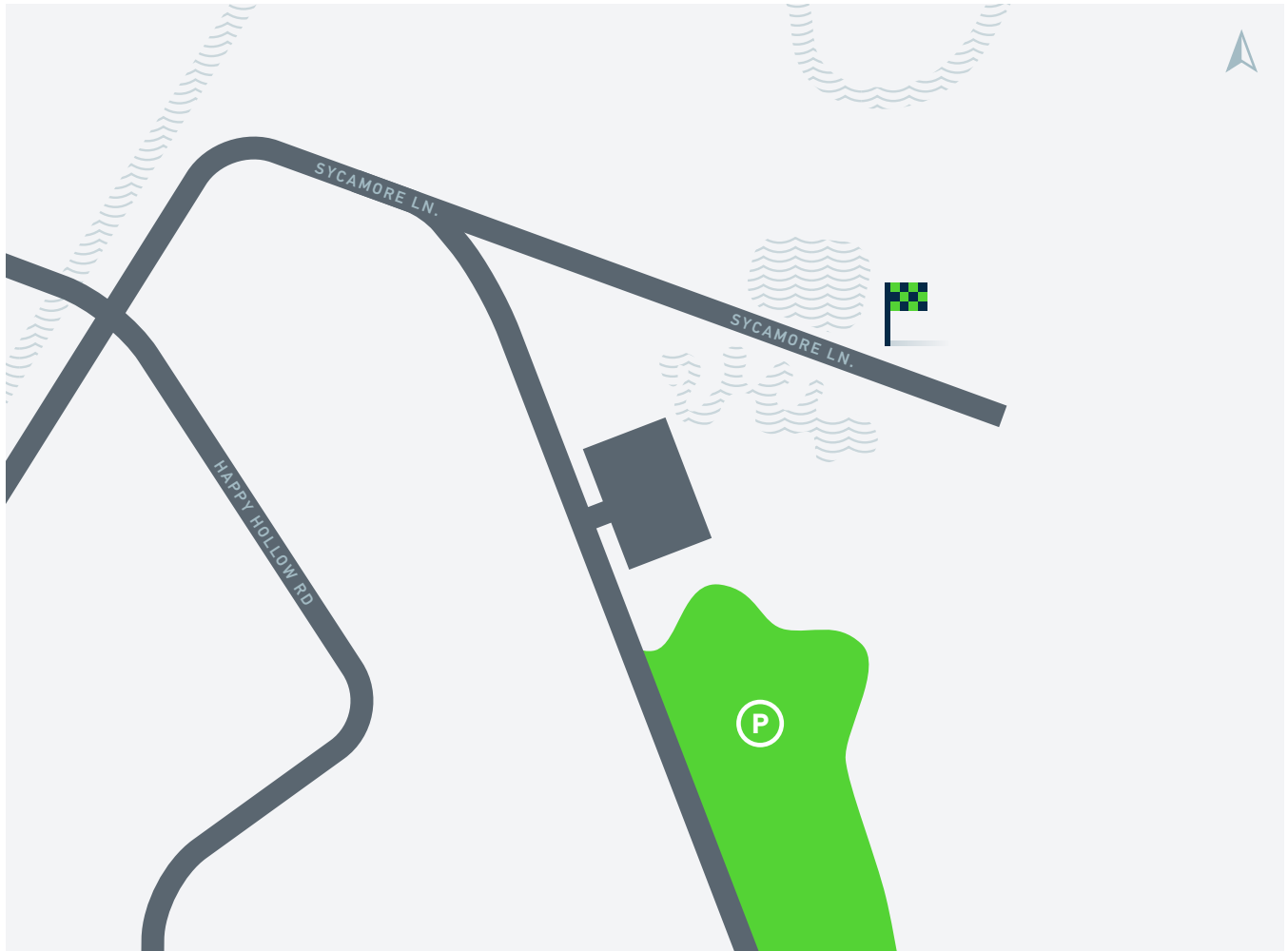
The shuttle will depart from CAS promptly at 7:00am for the ride start, and will have departures from Snow Fork in the afternoon of 2:00pm and 5:00pm.

RIDER TRACKING

All spectators can download the "Pelotonia Ride Tracker" from the Apple or Google Play store on your mobile device. This app allows family and friends to view their Riders' progress throughout the Ride, including receiving push notifications when Riders arrive at rest stops, and are approaching their finish line.

To follow a Rider, spectators should download the app to their mobile device, search for the participant they wish to track, then click on their name in the search results. This will add that participant to the main screen of a spectator's app to view their progress and also give the option to subscribe to push notifications for that participant.

SPECTATOR INFORMATION



Snow Fork Parking Map



WE RIDE FOR **ONE GOAL**

Every rider, every mile and every dollar makes a difference. Since 2014, Team Safelite has donated \$1.2 M and pedaled 17,219 miles. We're proud to play our part in reaching one common goal — ending cancer.




Proud
Supporting
Funding Partner
of Pelotonia



THANKS TO OUR 2023 PARTNERS

Major Funding Partners



Bath&BodyWorks®



PEGGY & RICHARD
SANTULLI

VICTORIA'S
SECRET

Supporting Funding Partners



Safelite®

Notable Funding Partners



DIAMOND HILL
INVESTED IN THE LONG RUN



THANKS TO OUR 2023 PARTNERS

Operational Contributors



Partners of the Pelotonia Roundtable



Notable In-Kind Partners



THANKS TO OUR 2023 PARTNERS

Venue Partners



CONCORD
CHURCH

SNOW FORK
EVENT CENTER

TRIMBLE LOCAL
SCHOOLS

Service Contributors



OSU Sports
Medicine



SWACO

Twister
Ohio State University Wx

In-Kind Brand and Communication Support



fahlgrenmortine

FORT

OUTSIDER
VIDEO • MOTION GRAPHICS



Every year, Cardinal Health and its employees are proud to support Pelotonia toward its goal to end cancer.

Thank you to all of our associates who go above and beyond to support Pelotonia.

©2023 Cardinal Health. All Rights Reserved.
Lit. No. 5CR23-2315109 (02/2023)



DIAMOND HILL

INVESTED IN THE LONG RUN

PROUD FUNDING PARTNER
OF PELOTONIA



Nationwide®

PROUD FUNDING PARTNER
OF PELOTONIA



Our purpose at Pharmavite is to bring the gift of health to life and we're proud to support Pelotonia as a notable funding partner as we expand our operations to the greater Columbus area.



pharmavite.com