

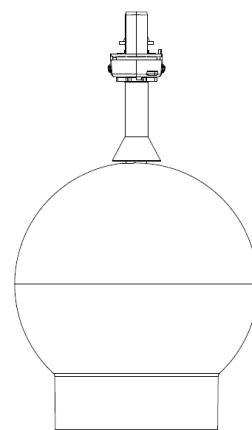
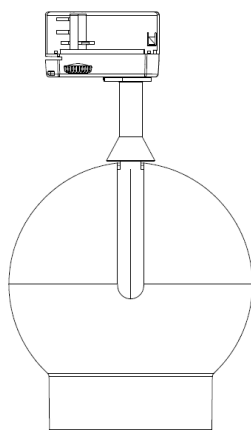
# Montageanvisning Ogle track Assembly instruction Ogle track

**S.** Det lämpligt att denna information överlämnas till användaren av anläggningen.

**GB.** It is appropriate that this information is passed on to the user of the installation

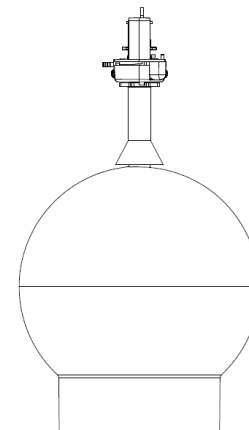
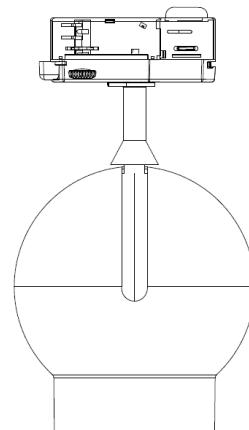
**D.** Diese Informationen sind für den Benutzer der Anlage vorgesehen

**SF.** Tämä ohje on suositeltava luovuttaa



GU10 on/off – Universal multiadapter Global trac GA69 passar i de flesta av marknadens förekommande fabrikat av kontaktskenor

GU10 on/off – Universal multiadapter Global trac GA69 fits in most of the existing products of contact rails on the market



Chip on board LED on/off – Universal multiadapter Global trac GA69 passar i de flesta av marknadens förekommande fabrikat av kontaktskenor

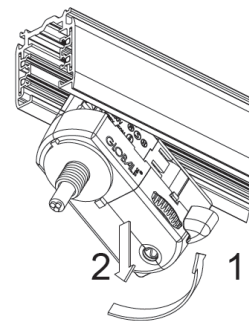
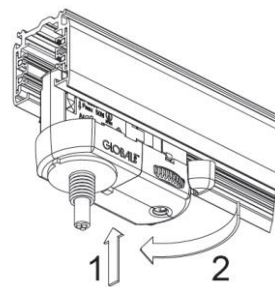
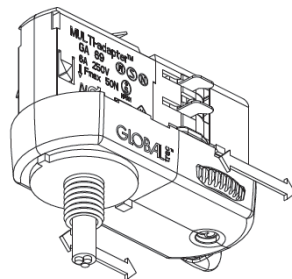
Chip on board LED on/off – Universal multiadapter Global trac GA69 fits in most of the existing products of contact rails on the market

Chip on board DALI – Adapter GAC69

För anslutning i Global Pulse 3-fas skena.

Chip on board DALI – Adapter GAC69

For connection in Global Pulse 3-phase track



Fasen (1, 2 eller 3) kan väljas före kopplingen i skenan eller därefter

Choose the Phase (1, 2 or 3) before fastening into the track or afterwards.

Koppling av adaptern i skenan

Fastening the adapter in track.

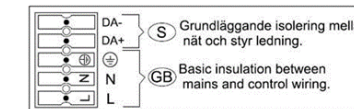
Lösgörande av adaptern från skenan

Remove the adapter



Ljuskällan ska endast bytas av tillverkaren eller av tillverkaren utsedd person (EJ GU10)

The light source shall only be replaced by the manufacturer designated person (Not GU10)



**ateljé Lyktan**

SE-296 81 Åhus, Sweden

Tel: +46 44 28 98 00

Fax: +46 28 98 38

info@ateljje-lyktan.se

www.ateljje-lyktan.se