

MEETING AND EVENT SPACE

30 South 17th Street

convene



Convene CityView at 30 South 17th Street is the ideal venue to host corporate meetings and events right within the center of Philadelphia. Close to the Philadelphia Convention Center and Suburban Station, the newly designed space features floor-to-ceiling windows offering breathtaking views of Philadelphia's cityscape and landmarks, which served as inspiration for the sophisticated urban design aesthetic.

Additionally, Convene can enable all virtual and hybrid event types.

[Convene Studio](#) is a premium virtual and hybrid solution that delivers events for up to 10,000 attendees and is powered by our professional production teams and virtual event technology.

10

MEETING ROOMS

350

MAX ROOM CAPACITY

29,000

SQUARE FEET



HIGH-SPEED
WIFI



STATE OF THE ART
TECHNOLOGY



FLEXIBLE MEETING
& EVENT SPACE



EVENT PLANNING
SERVICES



ON-SITE
GOURMET CHEF

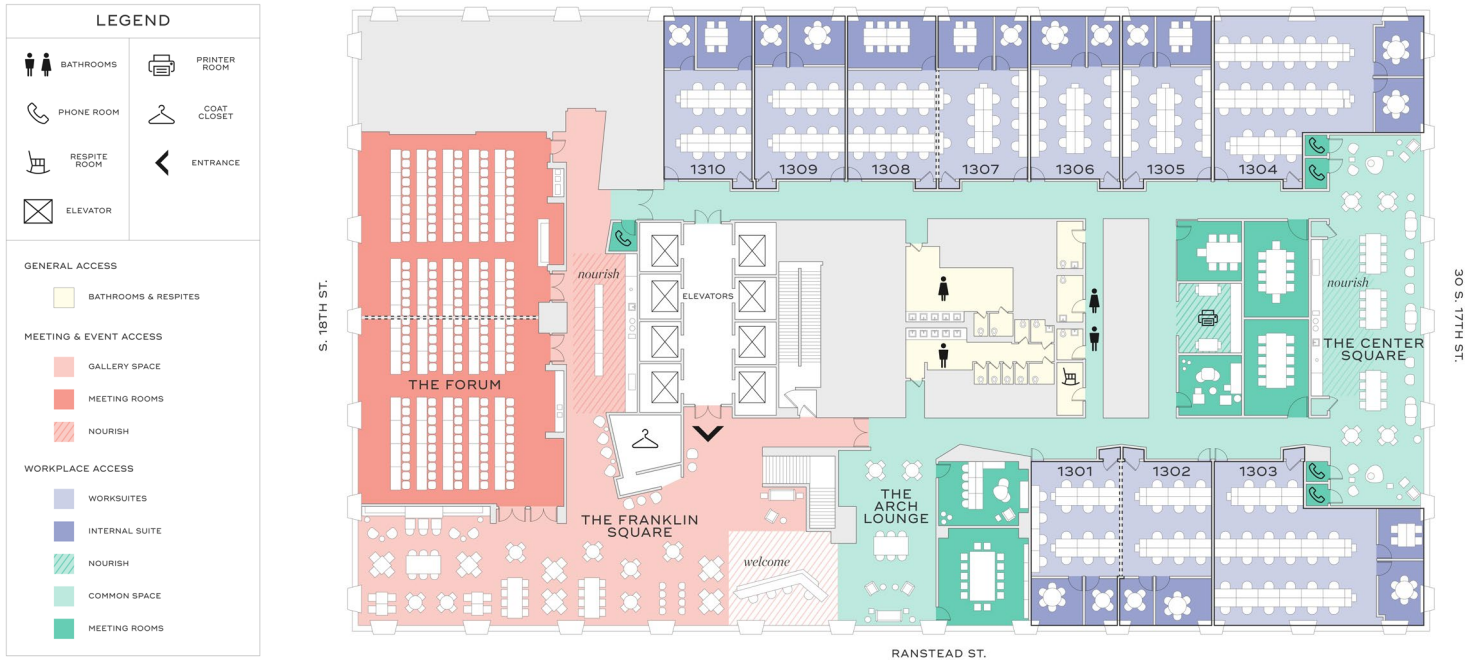


UNLIMITED ON-SITE
DRINKS & SNACKS



Floorplan & Capacities

13TH FLOOR

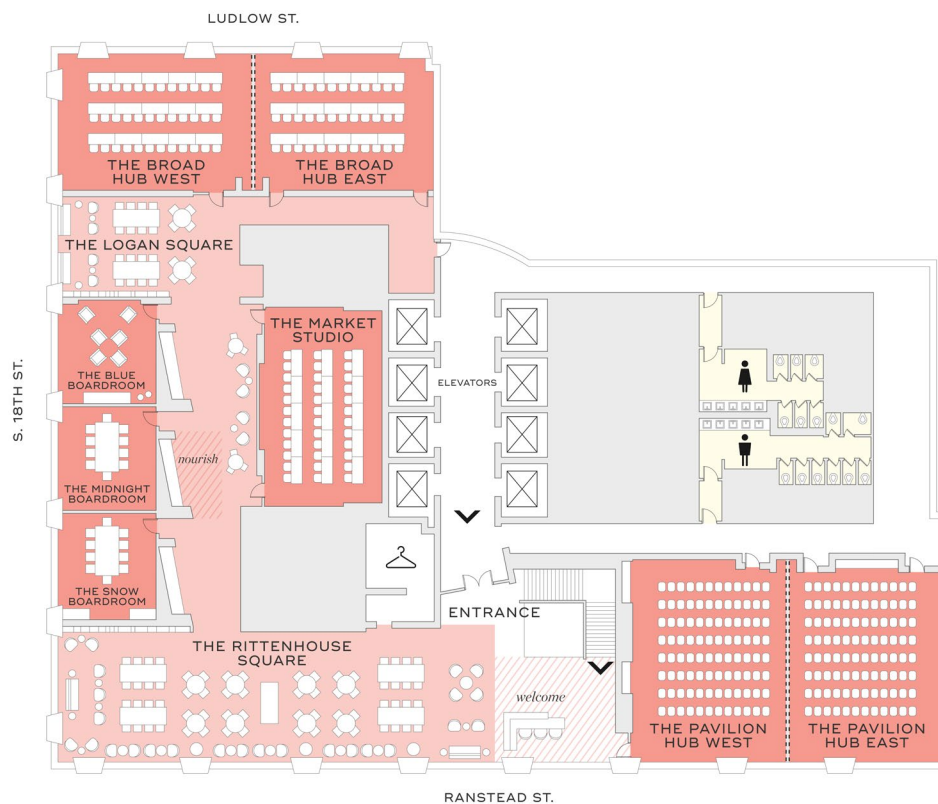
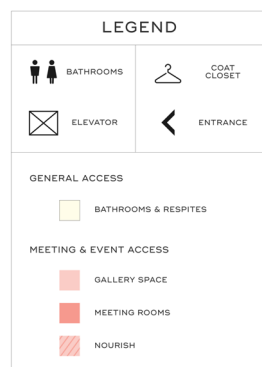


	DIMENSION [FT]	AREA [SQ FT]	CEILING HT [FT]	RECEPTION	THEATER	CLASSROOM	CONFERENCE	U-SHAPE	PODS	ROUNDS
The Forum	81' x 42'	3,495'	13'	350*	306	180	n/a	60	192	140
The Forum North	40' x 40'	1,760'	13'	n/a	150	90	24	40	72	80
The Forum South	40' x 40'	1,735'	13'	n/a	150	90	24	40	88	72
The Franklin Square	80' x 25'	2,000'	13'	150	n/a	n/a	n/a	n/a	n/a	n/a

*Capacity of 350 is the max capacity of The Forum and The Franklin Square combined. The Franklin Square is included with the purchase of The Forum.

Floorplan & Capacities

14TH FLOOR



	DIMENSION [FT]	AREA [SQ FT]	CEILING HT [FT]	RECEPTION	THEATER	CLASSROOM	CONFERENCE	U-SHAPE	PODS	ROUNDS
The Broad Hub	69' x 26'	1,777'	9'	140	120	48	n/a	28	48	70
The Broad Hub West	36' x 26'	921'	9'	50	56	30	28	18	36	28
The Broad Hub East	33' x 26'	856'	9'	50	48	24	22	16	30	21
The Midnight Boardroom	19' x 18'	354'	9'	n/a	n/a	n/a	10	n/a	n/a	n/a
The Blue Boardroom	19' x 18'	344'	9'	n/a	16	8	12	12	12	16
The Snow Boardroom	19' x 18'	361'	9'	n/a	n/a	n/a	10	n/a	n/a	n/a
The Market Studio		847'	9'	n/a	40	28	18	14	30	28
The Pavillion Hub	58' x 36'	2,237'	9'	175	140	100	n/a	36	64	77
The Pavillion Hub West	28' x 38'	1,136'	9'	80	60	40	20	24	36	35
The Pavillion Hub East	29' x 36'	1,101'	9'	80	60	40	20	20	30	35
The Rittenhouse Square	80' x 24'	2,021'	9'	130	n/a	n/a	n/a	n/a	n/a	n/a
The Logan Square	26' x 19'	670'	9'	20	n/a	n/a	n/a	n/a	n/a	n/a