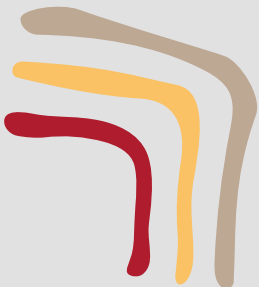





A N D O V E R

ANIMAL HOSPITAL

Puppy Packs



Common Dog Diseases and Vaccines that Help Prevent Them

Core Vaccines



Rabies vaccines are killed virus vaccines.

Spread by: Bite from infected animal or through infected saliva contact with mucous membranes

Clinical Signs: spread through the nerves to the brain with progressive disease resulting in death: signs may appear as restlessness, irritability, inability to swallow, paralysis. death.



Distemper

The “D” in DAP

Spread by: Sneezing barking, coughing

Clinical Signs: Severe neurological issues, pneumonia, fever, encephalitis, death



Adenovirus

The “A” in DAP

Spread by: Sneezing barking, coughing

Clinical Signs: Upper respiratory infections, fever, liver failure, kidney failure, and ocular disease.



Parvovirus

The “P” in DAP

Spread by: Sneezing barking, coughing

Clinical Signs: Severe vomiting, diarrhea, lethargy, dehydration, death.

Noncore Vaccines



Bordetella: Kennel Cough

Highly contagious

Clinical Signs: Cough, fever, nasal discharge



Leptospirosis: Bacterial disease found in wildlife urine that can cause kidney or liver failure in both dogs and humans.



Lyme: Tick-borne disease

Clinical Signs: Fever, lethargy, decreased appetite, lameness, and kidney failure




Canine Influenza (H3N2/H3N8): Kennel Cough

Highly contagious

Clinical Signs: Cough, fever, nasal discharge

New Puppy Checklist

- A crate and/or bed
- Food and water bowls
- Puppy Food
- Collar and Tag
- Leash/Harness
- Car Restraint
- Lots of Toys
- Poo Bags
- A Brush or Comb for Grooming
- Toothpaste (for dogs!) and toothbrush




ANDOVER
ANIMAL HOSPITAL

- Brush your puppies teeth and trim their nails! Starting with these “annoying” tasks early on can help acclimate your puppy and be more comfortable in the future.
- Its recommended to visit your vet within the first week of your new furry family member being home.
- Look at pet insurance! It’s important to sign your pet up for pet insurance before any potential illnesses or injuries occur. Waiting can result in claims not being covered by insurance.

Feeding your New Furry Family Member



Dogs are omnivores and are able to eat and digest animal *and* plant based foods.



Puppies and small breed dogs have a high metabolism and need more calories to grow. Once a puppy reaches adulthood their calorie intake can be stabilized.



Most commercial food products have their recommended feeding guidelines on the packaging and can be a good place to start when figuring out portion control.



Monitor your pet's weight!



Avoid over feeding treats!



Measure your pet's portions!




Stay consistent. Stick with the same brand of food unless otherwise suggested by your veterinarian. Sudden changes can cause GI upset.



Healthcare Signs Not to Ignore

- **Persistent Lethargy**
- **Excessive Thirst or Urination**
- **Unexplained Weight loss or Gain**
- **Appetite Changes**
- **Persistent Coughing/Sneezing**
- **Limping/Stiffness**
- **Unusual Skin Issues**
- **Bad Breath**
- **Vomiting or Diarrhea**
- **Behavioral or Personality Changes**

Spay/Neuter



MALE



FEMALE

WHEN SHOULD MY DOG BE NEUTERED OR SPAYED?

Is your dog a **male** or **female**?

How much do you think your dog will weigh when fully grown?

Neuter at 6 months of age

Spay before first heat cycle (5-6 months of age)

Less than 45 lbs / 20 kg

Neuter after growth stops (9-15 months of age)

Spay between 5-15 months of age

More than 45 lbs / 20 kg

WHY IS THE RECOMMENDED AGE RANGE SO WIDE?

Different breeds stop growing at different ages.

Delaying neutering until after growth stops may decrease the risk of certain cancers and bone, ligament and joint problems in some breeds of male dogs.

In addition to differences in the age of maturity among breeds, there are **competing risks** depending on your female dog's breed and lifestyle.

WHAT ARE THE COMPETING RISKS?

Spay before first heat cycle (5-6 months of age)

- ↓ risk of breast cancer
- Prevents unwanted litters

Spay after growth stops, but likely after first heat cycle (5-15 months of age)

- ↑ risk of breast cancer
- ↓ risk of certain other cancers and bone, ligament and joint problems
- May ↓ risk of urinary incontinence

Talk to your veterinary team about how this evolving information can be applied to your dog as an individual.

Pet Insurances

Pets Best

Trupanion

Pumpkin

Lemonade

Nation Wide


ASPCA

Fetch


Diet Recommendations



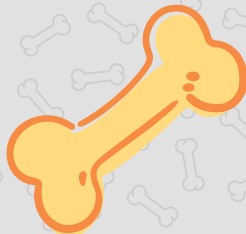
**Royal Canin
Puppy Chiot**



**Hills Science
Diet Puppy**



**Purina Pro
Plan Puppy**



Socialization

Socialization is introducing your puppy to new experiences, people, activities, and places

Experiences - Can range from introductions to other friendly pets, and household objects like appliances, vacuums etc.

People - Includes all ages from infant to elderly, glasses, beards, clothing, you name it!

Activities - Includes car rides, puppy training classes, the park etc.



Some tips to remember when practicing safe socialization:

Keep the experience positive and stress free!

Our own attitude towards new things can have a real positive impact when trying to socialize our puppies.

Give your puppy the opportunity to investigate the situation in their own time.

Don't rush or force your puppy if they are reluctant. Show yourself interacting or trying the new object by yourself all while keeping your puppy's limits in mind. It's okay if something is too much for them right now.

Avoid people, places, or situations you think may not yield a positive experience for your puppy.

Visiting your Veterinarian

Talk to your veterinarian about bringing your pet into the office for a quick trip when no exam or vaccines are necessary.



START SLOW

Start by spending some time in the lobby feeding your pet a high value treat and then leaving.

After a few initial positive experiences, try incorporating getting your pet on the scale, and don't forget those treats!

After a few more positive experiences, get the office staff or technicians to offer your pet some high value treats. This can help bring the positive association to the staff as well.

Lastly remember, if your pet is too anxious or scared, take your time! There may be days you cannot get your pet into the building from the parking lot and that's okay too. Baby steps.



Crate Training

Why Use a Crate?

Crate training is one of the fastest ways to help housetrain your dog.

Crates can also act as a safe space for your furry family member when you need to leave them home or cannot supervise them.

When NOT to Use a Crate

A crate should not be used as a punishment. We want our doggy to enjoy their crate and be comfortable, not be fearful of it.

Ideally, an *adult* dog should not be crated for more than 5 hours.

As a puppy, they should not be kept in the crate longer than their bladder capacity. This can vary depending on age or breed but usually it should not be more than an hour or so.

Some Do's and Don'ts:

Do: Add some soft bedding if your dog is not a chewer.

Don't: leave your pet's collar on while they are crated. This can result in injury if not properly supervised.

Do: Try giving your pet a Kong with their favorite frozen treat in it while they are resting in the crate

Don't: let people, children or adults, tease or antagonize your pet while they are in the crate.



Consistency is key.

ANDOVER
ANIMAL HOSPITAL

House Training

Successful Houstraining Contains these **FOUR** elements:

Containment

Its fairly normal for a dog to not eliminate in the same area they sleep in. Using a crate can be an great and fast way to help houstrain your dog.

Schedule

Take your dog out when they first wake up, after play time, after a nap, just before or right after they have a meal, or if they have not been out in the last hour or two.

Praise

Be enthusiastic! When your puppy goes to the bathroom in the place you want them to, be sure to shower them with praise for doing the right thing.

Odor Removal

When your puppy does accidentally eliminate in the house, use a product specifically marketed to remove ordors when cleaning. Nature's Miracle or Simple Solution are two recommended brands for odor elimination. Some ammonio based products can actually attract your pet to return to that spot.



Things to Remember: dont expect your puppy to be houstrained until at least 6 months of age. Remember - puppies are still learning to control their bladder. Be patient and give them time to learn.

What to Expect



Adjustment Period

The first few days your dog will spend getting acclimated to their new environment and family



Potty Training

Puppies do not come potty-trained and an adult dog might not either (for an adult dog - follow the same house training instructions as a puppy)



Chewing

Don't assume your dog knows which things they can and cannot chew. Engage with your dog during play time and redirect them to their toys should they choose to engage with something that's not appropriate for them to chew on.



Teenage Phase

This can be anywhere from 6-18 months and can vary depending on your dog. They may try to test your limits leaving you to wonder what happened to your precious fur babies' previous wonderful behavior. This is normal. Remember ***CONSISTENCY IS KEY!***

