




Disaster Preparedness with Pets



A Checklist and
Planning Guide for
Emergency Situations

**NORTH
M RIVER**
Animal Hospital

Pet Evacuation Action Plan
Local Pet-Friendly Shelters
Pet Records & ID
Create a Pet Emergency Kit
Important Contact Numbers

**BRADEN
B RIVER**
Animal Hospital

Introduction

Dear Pet Owners,

On behalf of Braden River Animal Hospital and North River Animal Hospital, we have prepared the following Disaster Preparedness reference to assist in creating an emergency action plan with your pet in mind. This guide overviews proactive steps that can be taken to better prepare owners if or when an evacuation with a pet(s) is necessary. Intended to be utilized in conjunction with a larger family disaster plan already in place, checklists in this guide can be used to create an evacuation plan and pet-specific emergency kit that addresses the separate needs of both dogs and cats that may occur during emergency situations.

While living in our beautiful Gulf Coast region of Florida, it is important to remember that our area is not just relegated to the threats of wind, rain and flooding with the arrival of Hurricane Season during the summer months. Families can be displaced without warning by other natural and man-made disasters which can crop up at any time. The devastating effects caused by fire, tornadoes, hazardous spills and more can pose a safety hazard to your family and pets year-round. Creating a sound disaster preparedness plan can give pet owners the best chance of improving their circumstances if an emergency situation does arise.

Need help with creating a Disaster Preparedness plan for your pet(s)? Please don't hesitate to call our office during regular operating hours. A member of our veterinary team will be happy to assist you with any questions.

Sincerely,

The Doctors and Staff



Braden River Animal Hospital

941-745-1513

contact@

bradenriveranimalhospital.com

**Please contact us
if you need
assistance creating a
Disaster
Preparedness
Plan for Pets**



North River Animal Hospital

941-845-4448

contact@nrah.vet

Action Plan for Evacuating with Pets

The following list provides a summary of items to consider when creating an action plan for your pet(s) if an evacuation is necessary:

Pet Evacuation Action Plan

- Create an action plan for an evacuation if one becomes necessary
- Know what person will care for your pet(s) if assistance is needed
- Plan ahead for how your pet will be transported during an evacuation
- Be familiar with pet-friendly emergency shelters in your county
- Know important pet emergency contact numbers
- Update your contact information with family, friends and neighbors
- Prepare ahead by creating both a Pet Evacuation and Pet First-Aid Kit

Pet Records

- Obtain a hard copy of your pet's records including a rabies certificate
- Download the PetPage mobile app for 24/7 access to records online
- Store a copy of your pet's records on your mobile device(s)

Pet Identification

- Update your pet's most current information with pet-related providers
- Include a recent photo with a hard copy of your pet's records
- Download a recent photo of your pet onto your mobile device(s)
- Update our office with a photo of your pet to include in our database
- Store all hard copies of your pet's records in a waterproof bag
- Purchase Pet ID tags for placement on collars, leashes and carriers
- Attach your pet's rabies tag on collars or harnesses along with Pet ID
- Provide a secondary form of Pet ID for your pet's carrier
- Consider microchipping your pet for an extra layer of security
- Affix a pet information sticker at your residence for First Responders

Pet-Friendly Emergency Shelters in Manatee County

From: Manatee County:

https://www.mymanatee.org/departments/public_safety/emergency_management/emergency_shelters/

Braden River High: 6545 SR 70 East, Bradenton, FL 34203

Manatee High School: 902 33rd St Ct W, Bradenton, FL 34205

Mills Elementary School: 7200 69th Street East, Palmetto, FL 34221

For more information, please visit the
Manatee County Hurricane Readiness Center:
https://www.mymanatee.org/departments/public_safety/emergency_management/__manatee_ready__emergency_planning/

Pet Shelter Requirements for Manatee County:

"Pet sheltering requirements and rules are important during disaster situations. Your cooperation in making a pet friendly shelter environment enjoyable is appreciated."

- Pet(s) must arrive with a carrier or cage. Cages will not be available on site.
- Pet(s) must remain in carrier (except at scheduled exercise times).
- Owners must provide pet food and other pet supplies as needed.
- Owners must provide certification that pet(s) are current with rabies vaccination.
- Owners will not permit other shelter occupants to handle or approach pet(s).
- Owners are responsible for the care, feeding and handling of their own pet(s).

Pet-Friendly Emergency Shelters in Sarasota County

From: Sarasota County: Disaster Planning for Pets

http://www.themeadowssarasota.org/pdf/emergency_prep/pets/pets_prep.pdf

Brookside Middle School: 3636 S. Shade Ave., Sarasota, FL 34239

Riverview High School: 1 Ram Way, Sarasota, FL 34231

North Port High School: 6400 W. Price Blvd., North Port, FL 34291

Heron Creek Middle School: 6501 W. Price Blvd., North Port, FL 34291

Woodland Middle School: 2700 Panacea Blvd., North Port, FL 34289

Sarasota County Pet Shelter Rules:

- Sarasota County pet shelters allow cats and dogs ONLY. No other species of non-human animal may be kept at these shelters.
- Pet owners must show current medical records of their pets when requested.
- Pets are to be leashed at all times when outside of their carriers.
- Owners are responsible for the daily care of their pet(s).
- Pets are to be fed and exercised twice daily.
- Owners must dispose of waste immediately.
- Cage doors must be latched and secured.
- Animals that are diseased, have parasites or are unruly are not allowed in public shelters.
- Animals abandoned at the shelter will be relocated to Sarasota County Animal Services (SCAS). Disposition is at the discretion of SCAS.
- Pet owners are liable for damages or injury caused by their pets to any person, other animals or property.
- People are not permitted to reside in "pet-designated areas". (There are separate "living areas" for pets at the shelter.)
- Pet owners/representatives are required to sign a release upon arrival at the shelter.
- Sarasota County reserves the right to refuse admittance to any animal that poses a risk to other animals and people.

Obtain a Hard Copy of Your Pet's Records

A copy of your pet's records can be obtained in several convenient ways from our offices. In case an evacuation is necessary, having a hard copy of your pet's records is very important.

Emergency Shelters Require Proof of a Rabies Vaccination

Depending on shelter requirements, a hard copy of your pet's rabies vaccination may be required in addition to a rabies tag.

We recommend having a hard copy of your pet's medical record *and* rabies certificate in case the rabies tag is misplaced or lost.

How do I obtain a hard copy of my pet's records?

Please call or email our office to request a hard copy of your pet's records. One of our team members will be happy to assist you.

Pet Records by Email - after verifying that your email address is up-to-date in our computer database, we can send pet records via email for you to print out at home at your convenience.


Pick-up Pet Records In-person - pet owners can call ahead and request that we print out a copy of your pet's records including a Rabies certificate. We will have your records ready when you arrive. Or, feel free to stop by our office during regular operating hours. Printing out your pet's health records is a quick process. We will be glad to assist you with this task.

Request Pet Records by Mail - pet records can also be sent to owners by mail as a complimentary service. You are welcome to either call or email our office and request that a hard copy be sent to you by mail.

Accessing Pet Records Through Our Mobile App

We offer a convenient way to access your pet's health records through our complimentary PetPage mobile app.



At any time, pet owners can login to the Patient Portal to review vaccine reminders and other pertinent health information, request appointments and prescription refills, contact our office and more!



Introducing
THE PETPAGE APP & PATIENT PORTAL

- + View vaccine reminders
- + Request appointments
- + Refill prescriptions
- + Access health records ...and more!

DOWNLOAD NOW



<https://play.google.com/store/apps/details?id=com.allydvm.comet&hl=en>

We utilize the PetPage - ALLYDVM Mobile App available on both Android and iPhone devices. To download, please copy from the following links and download from your mobile device.



<https://itunes.apple.com/us/app/allyconnect/id920690093?mt=8>

Pet Identification

Having identification for your pet is essential during emergencies. The following checklist will assist you in covering the basis if your pet or your pet's belongings become separated from you during unexpected situations.

Ensure that your pet has proper identification including the following:

Name - Telephone Number - Important Medical Information

The following list includes suggestions for pet identification safeguards:

___ **Collars, leashes and harnesses**

___ **Carriers:** Evacuation shelters require that pets remain in carriers during your stay. All carriers must be clearly identified with both your and your pet's information. A tag can be placed on the door of the carrier and a secondary identification label is recommended for the carrier. A sticker with information can be placed on the carrier or written with a sharpie on the top or sides.

___ **Additional items:** Anything belonging to your pet including bags, bedding, pet food containers, dishes/dog bowls and more should be labeled with identifying information.


___ **Pet Microchip:** Adding an extra layer of security by microchipping your pet is an excellent way to increase the odds of being reunited if your pet is lost or separated. Microchipping is a quick process completed by your veterinarian after making an appointment with our office. If you are separated from your pet, shelters and veterinary practices have readers/scanners that can track down your pet's information which is stored by a nationwide third-party provider.



**Pet
Emergency
Travel Kit
Checklist for
Canines**



**To
Create a
First Aid Kit
for Your Dog,
See Page 10!**



Pet Emergency Travel Kit Checklist for Dogs

- Pet vaccination and medical records
- Rabies tag and certificate
- Instructions (in addition to pet records):
 - Pet feeding schedule
 - Medication schedule and dosages
 - Any behavioral issues (biting)

- Pet ID tag (name/phone/medical alerts)
- Dog collars, leashes and/or harness
- Dog carrier or crate with Pet ID
- Drinking water and bowl
- Dry dog food and feeding dish
- Canned dog food (if applicable)
- Can tops, manual can opener
- Spoon for canned dog food
- Regular dog treats
- Bedding, pillows, towels and blankets
- Dog toys
- Disposable bags and paper towels
- Disinfectant agent for clean-ups
- Wet wipes
- Grooming aids (brushes/nail clippers)

- Medications (30-day supply if possible)
 - Prescriptions
 - Heartworm prevention
 - Flea & Tick prevention
 - Eye and ear ointments
 - Pet First Aid Kit (see left)

- Pet Emergency Contact List

Pet Emergency Travel Kit Checklist for Cats

- Pet vaccination and medical records
- Rabies tag and certificate
- Instructions (in addition to pet records):
 - Pet feeding schedule
 - Medication schedule and dosages
 - Any behavioral issues (biting)

- Pet ID tag (name/phone/medical alerts)
- Cat carrier or crate with Pet ID
- Cat collar, leash and/or harness
- Drinking water and bowl
- Dry cat food and feeding dish
- Canned cat food (if applicable)
- Can tops, manual can opener
- Spoon for canned cat food
- Regular cat treats
- Bedding, pillows, towels and blankets
- Cat toys
- Cat litter, pan (disposal), liners, scooper
- Disposable bags and paper towels
- Disinfectant agent for clean-ups
- Wet wipes
- Grooming aids (cat brush/nail trimmers)



- Medications (ideally-30 day supply)
 - Prescriptions
 - Flea prevention
 - Hairball remedy
 - Eye and ear ointments (if applicable)
 - Pet First Aid Kit (see right)

- Pet Emergency Contact List

Pet Emergency Travel Kit Checklist for Felines




To
Create a
First Aid Kit
for Your Cat,
See Page 10!





Create a
Pet First Aid Kit
for Your
Dog or Cat



First Aid Kit for Dogs & Cats

Listed are some basic essentials when creating a do-it-yourself pet first-aid kit. More items can be added to this list. Pre-assembled first-aid kits for pets are also available for purchase online.

- ___ Hard copy of pet health records
- ___ Copy of rabies certificate
- ___ Prescription Medication
- ___ Towel or cloth to help control bleeding
- ___ Absorbable gauze for bleeding
- ___ Cotton swabs and cotton balls
- ___ Tongue depressors
- ___ Disposable gloves
- ___ Antiseptic, Alcohol and Iodine Prep pads
- ___ Hydrogen Peroxide (for use only under the direction of a vet to induce vomiting)
- ___ Tweezers + Magnifying glass
- ___ Scissors - Bandage scissors (blunt end)
- ___ Nail trimmers
- ___ Styptic stick - to help control bleeding
- ___ Syringes/bulb syringe and/or eye dropper
- ___ Bandages - Non-stick for wounds
- ___ Gauze Pads 4"x4"
- ___ Gauze Pads 2"x2"
- ___ Gauze Rolls in 2" and/or 4" sizes
- ___ Bandage tape
- ___ Antibiotic ointment (OTC & vet-approved)
- ___ Ice pack/Cold pack
- ___ Vet Wrap/Elastic Bandaging Rolls
- ___ Emergency blanket (thermal foil)
- ___ Leash
- ___ Muzzle
- ___ Baggie/bread bag to protect bandaged feet

Pet Services Emergency Contact Information

We recommend including a hard copy contacts in your Pet Emergency Kit and also saving this list to your mobile device(s).

Veterinarians - General Practice & Emergency Care

Braden River Animal Hospital: 941-745-1513

5012 SR 64 East, Bradenton, FL 34208

Hours of Operation:

Monday - Friday, 8:00am - 6:00pm and Saturdays, 8:00am - 12:00pm

E-mail: contact@bradenriveranimalhospital.com

www.bradenriveranimalhospital.com

Both of our full-service, state-of-the-art animal hospitals provide emergency veterinary services during normal operating hours if your pet needs urgent care.

North River Animal Hospital: 941-845-4448

12805 County Rd. 675, Parrish, FL 34219

Hours of Operation:

Monday - Friday, 8:00am - 6:00pm and Saturdays, 8:00am - 12:00pm

E-mail: contact@nrah.vet

www.northriveranimalhospital.vet

Veterinarians - Emergency and Overnight Care

Animal ER at University Park: 941-355-2884

8237 Copper Creek Blvd, University Park, FL, 34201

Hours of Operation: 24 Hours a day, 7 days a week including Holidays

Email: aerupk@verizon.net

Website: www.animalerofuniversitypark.com

Pet Services Emergency Contact Information

We recommend including a hard copy of your pet-related contacts in your Pet Emergency Kit and also saving this list to your mobile device(s).

Veterinarians - Emergency and Overnight Care

Veterinary Emergency Center: 941-896-9420

3915 Cortez Rd W, Bradenton, FL 34210

Hours of Operation:

Mondays and Fridays, 5:00pm - 8:00am

Tuesdays, Wednesdays and Thursdays: 3:00pm - 8:00am

Saturdays, Sundays and Holidays: 24 Hours

Email: vetemergencycenter@hotmail.com

Website: www.bradentonveter.com

Animal Transport

Vet Care Express: Animal Ambulance (Manatee and Sarasota Counties) 941-592-5131

Poison Control

Pet Poison Helpline: 24/7 Animal Poison Control Center (fee applies) 855-764-7661

Pet Boarding and Daycare

ACE Pet Resort at Braden River: 5016 E SR 64, Bradenton, FL 34208. 941-708-0811 Please call ahead for space availability.

ACE Pet Resort - Sarasota: 7950 State Road 72, Sarasota, FL 34241. 941-921-4355 Please call ahead for space availability.