




fanzine



BEARDED DRAGON 101 WITH DR. KK



Bearded dragons are one of the most popular pet lizards because they are affectionate, inquisitive, and are active during the day. Most of the common illnesses encountered in bearded dragons, like most exotics, are related to husbandry issues. Husbandry is defined as the care cultivation, and breeding of animals, it encompasses nutrition, environmental factors (temperature, UV exposure, humidity), behavior and disease control.

Husbandry issues can start early in life; it is common habit to feed juvenile bearded dragons a predominantly insect-based diets. In reality, their diet should be about 50% insect based and 50% plant based. As adults, beardies should be fed 90% plant-based material and 10% insect or animal-based material. Insects should always be gut loaded prior being offered to your pet. Gut loading is the practice of feeding insects a diet high in calcium, protein, and other nutrients prior to offering them to your pet. This can be achieved by feeding your insects for 2-3 days with commercial cricket grain-based diet enriched with calcium (Flukers and ZooMed) or by using a chicken starter mash combined with calcium carbonate (tums) in a 4:1 ratio.

You can dust insects with a calcium powder, but this is less readily absorbed by your reptile than eating an enriched insect. There are also commercial pelleted diets available, however these are generally not favored by bearded dragons.

APPROPRIATE PLANT ITEMS

BEET GREENS BOK CHOY CHARD
MULBERRY LEAVES COLLARD GREENS
DANDELION GREENS AND FLOWERS
HIBISCUS LEAVES AND FLOWERS
ESCAROLE GRAPE LEAVES KALE
ENDIVE CILANTRO MUSTARD GREENS
PARSLEY SPINACH
ROSE PETALS SNOW PEAS TURNIP
GREENS CABBAGE SQUASH
ZUCCHINI PEAS BEANS CARNATIONS
PANSY FLOWERS
WATER CRESS CLOVER KOHLRABI
BELL PEPPERS SPROUTS

APPROPRIATE ANIMAL ITEMS

PILL BUGS BEETLES PINKY MICE
SILK WORMS WAXWORMS
GRASSHOPPERS CRICKETS
MEALWORMS TOMATO
HORNWORMS MOTHS
GRUBS DUBIA ROACHES
BLACK SOLIDER FLY LARVAE
BUTTER WORMS

BEARDED DRAGON 101 WITH DR. KK (PT. 2)

Another common source of illness in bearded dragons is their environment. A common issue, metabolic bone disease, is linked to inadequate UV exposure, temperature, and lighting. Bearded dragons need direct UV light (meaning the UV bulb or exposure to direct sunlight is not obscured by glass or plastic) to create a useable form of vitamin D which is then used to regulate dietary uptake of calcium and phosphorus. UV lights should be 12-18 inches away from your bearded dragon, not be obstructed by glass or plastic, and should be replaced every 6 months regardless of what the manufacture label says. Cages should have a temperature gradient of 80-85 to 95-105 under the basking light. They should have 13-14 hours of UV exposure during the summer and decreasing to 12 hours during the winter brumation period.

Even the substraight or bedding a bearded dragon is kept on can be a source of illness. Sand (even the digestible sands), small gravel, coconut husk, or crushed walnut shells can be accidentally eaten while chasing insects or by sticking to foods. This can create sand impactions and constipation which can be deadly. I recommend newspaper, slate, paper towels or paper pulp. Bearded dragons are notorious for being poor drinkers, so misting them, giving them a humid hide, or soaking them 3-4 times a week in a warm bath can help prevent dehydration.



Finally, one of the most common illnesses we see is obesity! Being overfed, not given enough exercise and not being allowed to brumate during the winter. Diets that feature too much sugar and fat (i.e. berries, fruit, and too many insects) lead to enlargement of coelomic fat pads and can lead to hepatic lipidosis. Often these bearded dragons will have a history of loss of interest in crickets, mealworms, and dark leafy greens. To treat, eliminate the fruit, cut back on the insects, and get your beardie outdoors and moving around!

As with all of our exotics, routinely weighing your pet and monitoring for 10% weight loss or decreased appetite can be the earliest indicator of a sick pet.



FUREVER REMEMBER

BAXTER WADE



We first had the pleasure of meeting Baxter here at Frisco Animal Hospital a decade ago, in 2011. Over the last ten years, his bright spirit and twinkling eyes charmed every member of our staff over and over again until he was truly a celebrity here in the clinic. Unfortunately, Baxter's sweet heart, overflowing with carefree happiness and affection for everyone he met, started to struggle in his later years, and despite the valiant efforts of his loving family and our team, his heart began to fail and he passed over the rainbow bridge earlier this year, surrounded by everyone who loved him. We are so honored to have been part of Baxter's veterinary family for so many years, and he will remain in our hearts forever.



FRISCO FUN FACT



Frisco Fun Facts

Featuring: Lilli

When Lilli was in the graphic design program at VCU, her poster was selected out of 3,000 students in the art program to be sponsored and printed around the world to help raise funds for the earthquake in Haiti!



HOSPITAL NEWS

MASK UPDATE:

Per the CDC, and Summit County Public Health, mask wearing is not required for vaccinated individuals. Our staff may choose to not wear a mask during your pets appointment, however if it would make you more comfortable, just kindly ask.



Dr. Daly will be continuing her education in Small Animal Rehabilitation starting this month! We are so excited for her! But don't worry, she's not going anywhere! She will still be available for your pets every Monday and Tuesday!



D'Artagnan's 3 Musketeers Special!

Bring in your feline friend for his/her wellness exam and receive 25% off!

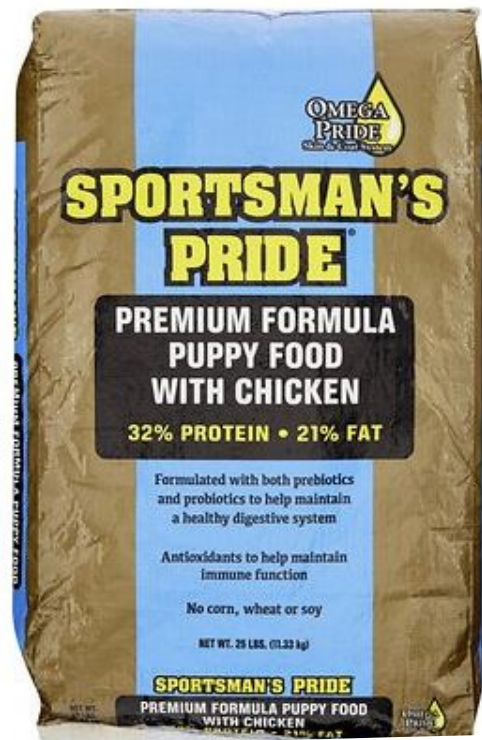
Valid June 21 - June 26th!





INDUSTRY UPDATES

Sunshine Mills, Inc.
has issued a
voluntary recall of a
variety of their foods
due to a possible
salmonella
contamination. For a
list of all affected
foods, visit
<https://www.fda.gov/safety/recalls-market-withdrawals-safety-alerts/>



Do you have an itchy dog? Hills new prescription diet, Derm Complete, tackles your pets allergies by strengthening their skin barrier. Ask your doctor for more information!

LOCAL SHOUTOUT




SUMMIT LOST PET RESCUE

CASSIDY MISSING 5/3/21 - 5/6/21

Cassidy is SAFE!!! This sweet brindle lab heeler mix just moved to Summit County and she got lost 4 days after being here. Her owner reached out to us right away asking for help especially since he wasn't that familiar with the area yet. Our incredible volunteers went out immediately to start searching as we sent him the search protocols. Neon posters were hung, his dirty clothes were set for a scent station along with the cameras. The owner also hung over 100 flyers and we shared a Facebook campaign for her. Word spread very fast around town and we started getting some very valuable sightings. Our first sighting was her way up on the trail about 3 miles from her house. Our goal was to bring her down off the trails and come back into town. The owner was amazing in this search and did everything in his power to bring his sweet girl back home. He started grilling out at his house to draw her down the mountain and his hard work paid off. On Day 4, we got a sighting that she was back down in town and off the trails. Since we felt pretty confident that we then knew her travel pattern, we set an unarmed trap and refreshed the scent station. The entire day went by with no sightings until 10pm. She was seen at Keystone Resort and we went right away to search and didn't see her. The owner went back home and within 15 minutes he got another call that she was right outside at our scent station and trap. He calmly went outside, started calming techniques and tossed her some burger. She recognized him and immediately went to him. WELCOME HOME CASSIDY!! We are glad to have you both in our Summit Community!

FOUND



Read this success story,
and more, at
lostpetrescue.org



DR. K-K'S (NOT SO SECRET) DOG COOKIE RECIPE



WITH 5 DOGS, DR. KK HAD TO COME UP WITH A CREATIVE WAY TO KEEP HER KIDDOS HAPPY WITH TREATS AND NOT BREAK THE BANK. SO, SHE CAME UP WITH MY HOMEMADE DOG COOKIE RECIPES. THERE ARE NO REAL MEASUREMENTS FOR AMOUNTS BUT ARE BASED ON THE TEXTURE OF THE DOUGH.

** YOU MAY HAVE NOTICED THESE SPECIAL TREATS IN OUR EXAM ROOMS **

COMBINE:

- A GRAIN LIKE FLAX, OAT, OR WHEAT FLOUR
- 1 EGG
- SOME CANNED PUMPKIN, FRESH RASPBERRIES, OR APPLE SAUCE
- A MEAT SOURCE. I USUALLY BLEND RABBIT, VENISON, OR BEEF IN A BLENDER WITH WATER TO MAKE A MEAT PASTE.

COMBINE ALL THESE TOGETHER AND KNEAD WITH MORE FLOUR UNTIL YOU CAN FORM THEM INTO BALLS OR ROLL THEM OUT INTO COOKIE CUTTER SHAPES.

BAKE IN THE OVEN AT 400 DEGREES FOR ABOUT 7 MINUTES, FLIP COOKIES OVER AND BAKE FOR ANOTHER 7 MINUTES.



LOCAL SHOUTOUT



THE GRATE LITTER BOX

SUMMIT COUNTY LOCALS, KELLIE & DAN AKERS, CREATED THE GRATE LITTER BOX AFTER ADOPTING THEIR THREE CATS FROM THE SUMMIT COUNTY ANIMAL SHELTER 13 YEARS AGO. THE GRATE LITTER BOX IS PATENTED AND DESIGNED TO STOP LITTER TRACKING; SO THE MESS STAYS IN THE BOX AND NOT IN YOUR HOME. IT ALSO HAS MANY OTHER FEATURES INCLUDING SEAMLESS WALLS TO PREVENT URINE LEAKS AND AN INTERIOR WALL TO DETER DOGS FROM ACCESSING THE LITTER AREA, A HOOK TO HANG THE SCOOP, WINDOWS FOR VIEWING AND VENTING, A FILTER HOUSING AND IS EASILY ACCESSIBLE FOR CATS OF ALL AGES AND ABILITIES. THE GRATE LITTER BOX IS OFFERED AT A DISCOUNTED RATE OF \$75 FOR LOCALS BY USING PROMO CODE LOCAL ON OUR WEBSITE; PERSONAL DELIVERY INCLUDED. YOU CAN VISIT OUR WEBSITE AT THEGRATELITTERBOX.COM OR FIND US ON FACEBOOK AND INSTAGRAM!

