



ADVANCED DIAGNOSTICS

Our neurologists have access to some of the most advanced diagnostic tools available. Each SAGE hospital contains a CT scanner for imaging patients. SAGE has also partnered with AnimalScan to bring on-site MRI services to our Campbell and Redwood City facilities.



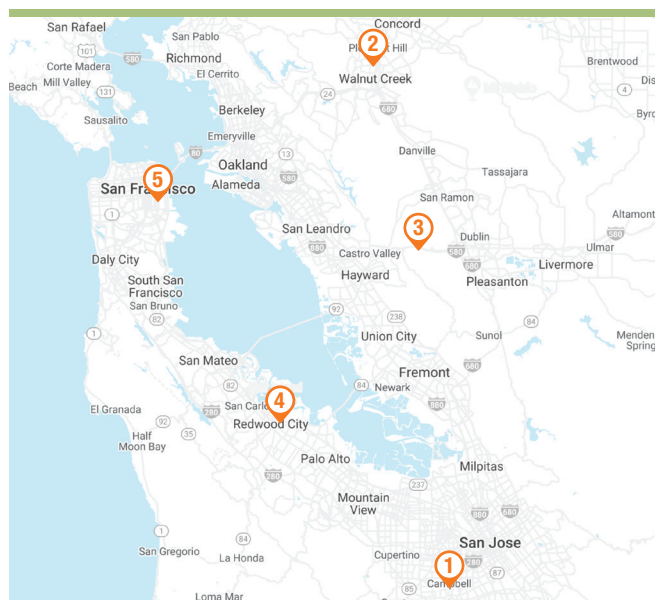
MRI is considered the gold-standard diagnostic test for problems of the brain and spine.

Some of the most common conditions diagnosed with MRI include disc ruptures, brain and spinal cord tumors, and congenital malformations of the brain and spinal cord. MRI is also a very important component of diagnosing inflammatory diseases of the brain and spinal cord, such as encephalitis or meningitis.


While there are manufacturers who create veterinary specific imaging machines, AnimalScan's MRI is highfield human-grade equipment. Benefits of a high-field scanner include superior image quality and a larger field of view. High-field MRI also allows scans to be completed in less time, thereby reducing time spent under anesthesia. The combination of these factors results in more precise diagnoses and better patient care.

To ensure they remain still while being scanned, patients are placed under anesthesia for MRI. This requires that food be withheld from patients prior to their appointment. Scans typically take 30-60 minutes, occasionally longer, depending on the regions being scanned. Once the procedure is complete, your pet will need about 20-30 minutes to recover before being able to return home. Doctors will review the imaging results and discuss their findings with you.

SAGE LOCATIONS



1 SAGE CAMPBELL
907 Dell Ave
Campbell, CA 95008
408-343-7243



2 SAGE CONCORD
1410 Monument Blvd
Concord, CA 94520
925-627-7243



3 SAGE DUBLIN
7121 Amador Plaza Rd
Dublin, CA 94568
925-574-7243



4 SAGE REDWOOD CITY
934 Charter St
Redwood City, CA 94063
650-417-7243



5 SAGE SAN FRANCISCO
600 Alabama St
San Francisco, CA 94110
415-566-0540

Visit our website at sagecenters.com for more information.



SAGECENTERS.com

NEUROLOGY



COMMITTED TO ADVANCING VETERINARY MEDICINE AND IMPROVING PET CARE




SAGE
VETERINARY CENTERS

VETERINARY NEUROLOGISTS

At SAGE, we are fortunate to have a team of skilled and knowledgeable veterinary neurologists. These doctors have dedicated themselves to learning all they can about conditions of the brain, spine, and nervous system.

During your consultation, the neurologist will speak with you about your pet's condition and review any records provided by your primary care veterinarian.

If your pet is being seen for a seizure disorder, you will be asked for details of your pet's seizure history, behavior, and any current or previous medications your pet has taken.



Your neurologist will discuss all of the diagnostics (such as an MRI, example shown here) and treatments they feel are appropriate for your pet's condition. These might be performed the same day or scheduled for another time.

OUR WORK WITH PETS

A veterinary neurologist is a veterinarian who has undergone years of additional study learning to diagnose and treat conditions pertaining to the brain, spinal cord, muscles, and nerves of animals. SAGE neurologists have all completed multi-year residencies in neurology, giving them the skills and expertise needed to treat the most complex conditions.

Common reasons that a consultation with a neurologist may be recommended for your pet include:

- + Difficulty using their legs (paralysis and/or weakness)
- + Spinal pain
- + Abnormal gait
- + Seizures
- + Head tilt
- + Balance issues
- + Tremors

Detailed neurological exams are performed for patients with suspected neurological issues, helping the doctor determine if and where the nervous system is affected. Doctors might also recommend specialized tests. Possible tests include magnetic resonance imaging (MRI), computed tomography (CT scan), radiography, spinal fluid analysis (spinal tap), electrodiagnostics, or biopsy.



Problems affecting the brain or spine are often complex. Proper treatment plans are needed to improve symptoms and/or cure the underlying disease.

Certain neurological problems may come on suddenly, while others may appear more slowly. Some breeds, including Dachshunds, Chihuahuas, and French Bulldogs are predisposed to certain neurological conditions. Other conditions, such as Wobbler's disease, are typically found in larger dogs, such as Great Danes or Mastiffs.

Whether your pet has had a seizure or is currently having difficulty walking, we understand that your pet's neurological issues can seem scary or leave you feeling helpless. Our doctors will listen to your concerns and share with you your pet's available treatment options. If you have been referred to SAGE by your primary veterinarian, our specialist will keep your veterinarian informed of your pet's progress after your initial consultation and any subsequent appointments.

Depending on your pet's condition, your neurologist may recommend medical management or surgery. Pain medications, antibiotics, steroids, anti-seizure medications, and/or immunosuppressant drugs may be prescribed.

NEUROSURGICAL PROCEDURES



Unlike in human medicine, where doctors focus on either medical or surgical neurology, veterinary neurologists are trained in both aspects. Some of our doctors have also received the Advanced Training in Neurosurgery Certificate.

Neurosurgical procedures available at SAGE include:

- + Surgery for intervertebral disc disease
- + Tumor removal from the brain and spine
- + Decompressive surgery for Chiari malformation (commonly seen in some small breed dogs)
- + Spinal fracture repair

State-of-the-art surgical suites provide all of the tools and conditions SAGE neurologists need to perform these intricate procedures. SAGE doctors are supported during surgery by skilled veterinary technicians.

Following surgery, patients are transferred to our 24-hour critical care unit (CCU) to recover, where they receive continuous support and monitoring. Our dedicated critical care staff is responsible for providing IV fluids, medication, and nutrition to our hospitalized patients as needed, as well as plenty of affection. These efforts improve the quality of care your pet receives during this crucial time, bettering the chances for a positive outcome.



SAGE
VETERINARY CENTERS