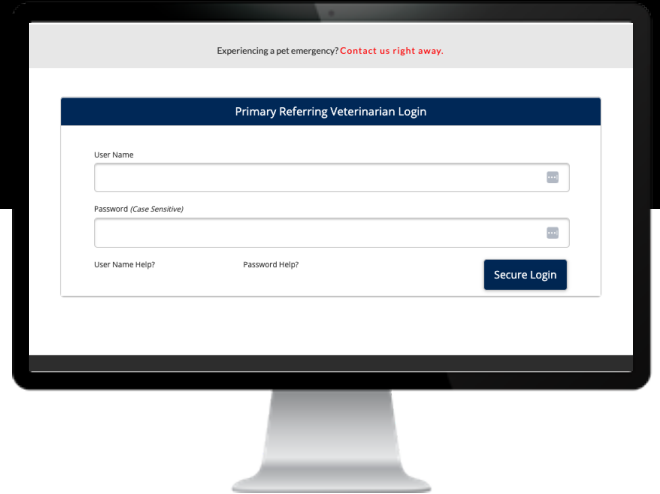
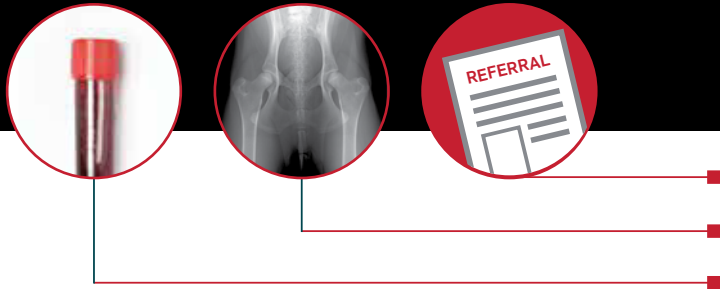
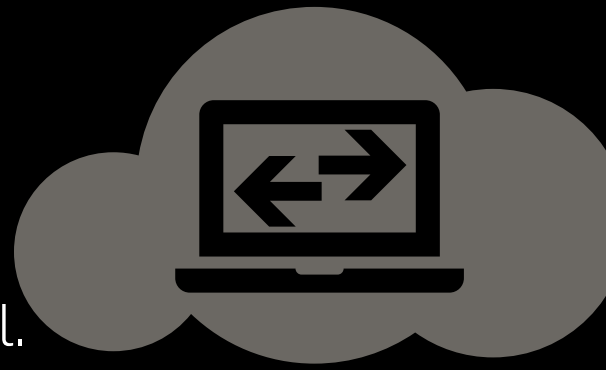


rVetLink: It's Your Portal

Set up your notification preferences to meet the workflow at your hospital.



Your hospital's unique workflow works for you. rVetLink does too!

Setting up your notification preferences is quick and easy, so there's no need to change how you work, unless you want to!

Log in - Credentials are shared on a per-clinic basis, not on an individual basis.

Select the notifications your team receives - Notifications are emails and/or faxes that are sent at the time pertinent information is released.

Notifications include - a check in, check out, deceased notification, and medical updates. Medical updates include clinical summaries, discharges, and more.

Select your preferred notification method - Receive updates by fax, email, or both. Do you want to forward email notifications to multiple email addresses? No Problem!

TAKE A MOMENT TO CUSTOMIZE YOUR NOTIFICATION PREFERENCES TODAY!

Get started today at aeshbyroncenter.com

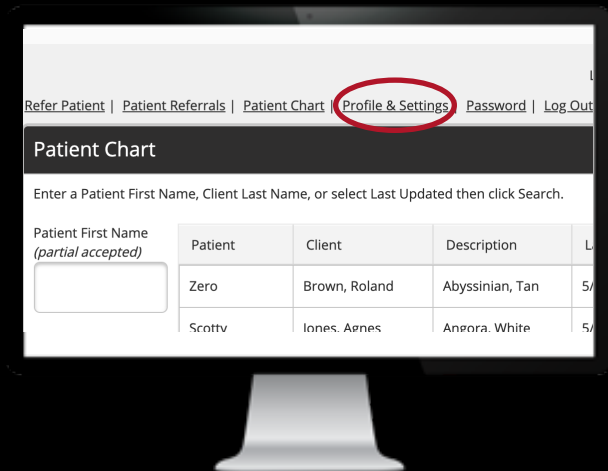


Managing Your Notifications

One of the best things about the portal is that it is customizable to fit your team's needs.

We have provided a user name and password for your practice. If you need this reset, or if you have other questions, please contact us online at aeshbyroncenter.com/rvetlink-support

Access the veterinary portal at aeshbyroncenter.com



LOG IN

Click the Referring Veterinarians tab from the AESH homepage, and log in.

Once in the portal, **click on the Profile and Settings tab** above the patient chart to edit your notifications.

Select Notification Preferences: scroll down to the Notifications Settings section at the bottom of the page.

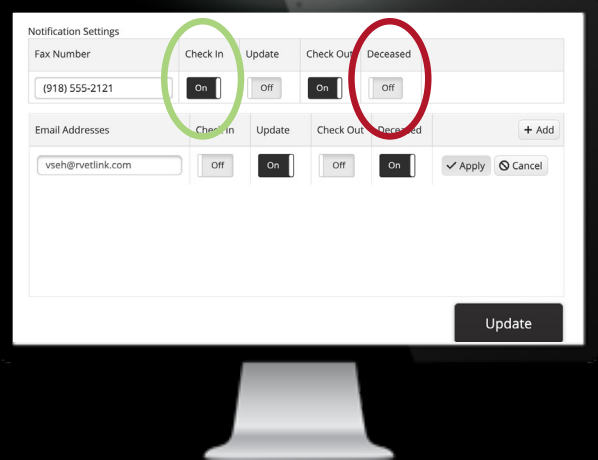
SET UP YOUR NOTIFICATION SETTINGS

Choose the updates you receive, and how you receive them by toggling the buttons to On or Off.

Add as many (or as few) internal email addresses as you'd like, and customize their notifications too.

Click apply and update to change and finalize your choices.

Keep your notification settings updated, as this is how your communication preferences are managed.



Once you get the hang of it, rVetLink is intuitive and easy to use. Until then, please contact us if you have questions or need help of any kind.

Contact us at aeshbyroncenter.com/rvetlink-support