




New Zealand  
Tertiary College

TERTIARY COLLEGES GROUP

Ngā Aukume o  
Te Pū Taka Māori

Te Reo Māori  
Alphabet Magnets





## Kia ora!

We are excited to share our reo Māori alphabet magnets with you. We know that alphabet learning in the early years forms a strong foundation for language and literacy development, as well as communication skills, and this resource will support you with ideas on how to use the magnets in your daily practice with tamariki.

The 15 educational magnets feature the 10 consonants and 5 vowels of Te Pū Taka Māori, evoking the opportunity to practice and develop the use of te reo Māori and tikanga within early childhood environments in engaging and meaningful ways (Education Council, 2017).

Bright and colourful images have been specially designed to encourage learning, spark curiosity, and support hand-eye coordination.

***“We are excited to provide these new and authentic resources to support te reo Māori learning journeys of the early childhood sector in natural and everyday ways.***

***“Our VISION for these magnets was for them to sit alongside their English counterparts that we gifted a few years ago, continuing the college’s commitment to quality educational resources for children, students and teachers.”***

- Selena Fox (NZTC Chief Executive)



**Nā reira, kia mau ki tēnei koha, hei taonga mōu,  
hei taonga mō ā tātou tamariki.**

**So take hold of this special gift, as a treasure for you  
and a treasure for our children.**

# Ngā Aukume o Te Pū Taka Te Reo Māori Alphabet Magnets



## Māori Pronunciation Support

Āporo	Ā – po – ro	Aah – paw – raw
Ēkara	Ē – ka – ra	Eeh – kah – rah
Hēki	Hē – ki	Heeh – key
Ika	I – ka	Ee – kah
Kea	Ke – a	Keh – ah
Marama	Ma – ra – ma	Mah – rah – mah

Nanenane	Na – ne – na – ne	Nah – neh – nah – neh
Ngata	Nga – ta	Ngah – tah
Oma	O – ma	Aw – mah
Putiputi	Pu – ti – pu – ti	Poo – tea – poo – tea
Rākau	Rā – ka – u	Raah – kah – oo
Taiapa	Ta – i – a – pa	Tah – ee – ah – pah
Ua	U – a	Oo – ah
Waka	Wa – ka	Wah – kah
Whare	Wha – re	Fah – reh

# Ngā Aukume o Te Pū Taka Te Reo Māori Alphabet Magnets




## Practice sentences



Tamariki will love practicing sentences with kaiako that relate to the colourful image on each alphabet magnet. Repetition is important to help solidify their learning.

Ask tamariki to repeat the pronunciation of the syllables after you (e.g. ka, ma, ti).

Be sure to pay close attention to macrons and making sure you elongate the vowel sound.



He āporo māu?  
Would you like an apple?

Rere ai ngā ēkara i te rangi.  
Eagles fly high in the sky.



Ka puta mai te hēki i  
te heihei.  
Chickens lay eggs.



Kauhoe ai ngā ika i ngā moana  
me ngā awa.

Fish swim in the oceans,  
lakes and rivers.



He nanenae kaha ki te peke,  
kaha ki te piki.

Goats are good at jumping  
and climbing.

He Kea whakatoī  
nō Aotearoa.

Kea are a cheeky bird of  
New Zealand.



Tino pōturi te haere  
a te ngata.

The snail moves very slowly.




Tīaho mai ai te marama  
i te pō.

The moon shines in  
the night sky.




He pai te oma mō  
te tinana.

Running is good exercise  
for our bodies.



He ātaahua ngā putiputi.  
Flowers are beautiful.




Kei te heke mai te ua?  
Is it raining?

He rākau teitei, he rākau  
kaha te tōtara.

The tōtara is a tall  
and strong tree.



Hoea tō tātou waka.  
Paddle our waka  
together.



Me peita te taiapa.  
Let's paint the fence.



Nō tātou tēnei whare.  
This is our house.

# Ngā Aukume o Te Pū Taka Te Reo Māori Alphabet Magnets




## Categorise with tamariki

Young minds are curious about the world around them and how to categorise the things within it.

You can practice this skill with tamariki by grouping the magnets into categories.

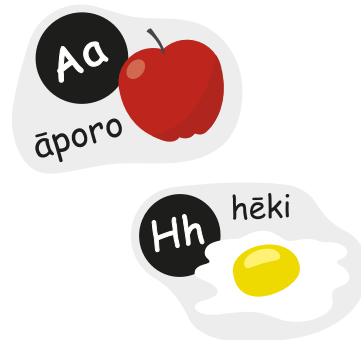
### Taiao/Environment



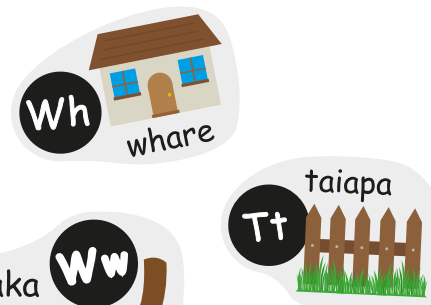
### Kararehe/Animals



### Kai/Food



### Hanga/Objects



### Mahi/Action





# Ngā Aukume o Te Pū Taka Te Reo Māori Alphabet Magnets



Further teaching resources

[www.nztertiarycollege.ac.nz/magnets](http://www.nztertiarycollege.ac.nz/magnets)

A dedicated space on the NZTC website has been created to share an array of resources that will support you with further ideas on how to utilise the magnets in your practice with children.







New Zealand  
Tertiary College

---

TERTIARY COLLEGES GROUP

[www.nztertiarycollege.ac.nz](http://www.nztertiarycollege.ac.nz)