

Stage 1 of the COVID-19 Vaccine Rollout

Community Pharmacies in the
province of British Columbia

March 2021

Table of Contents

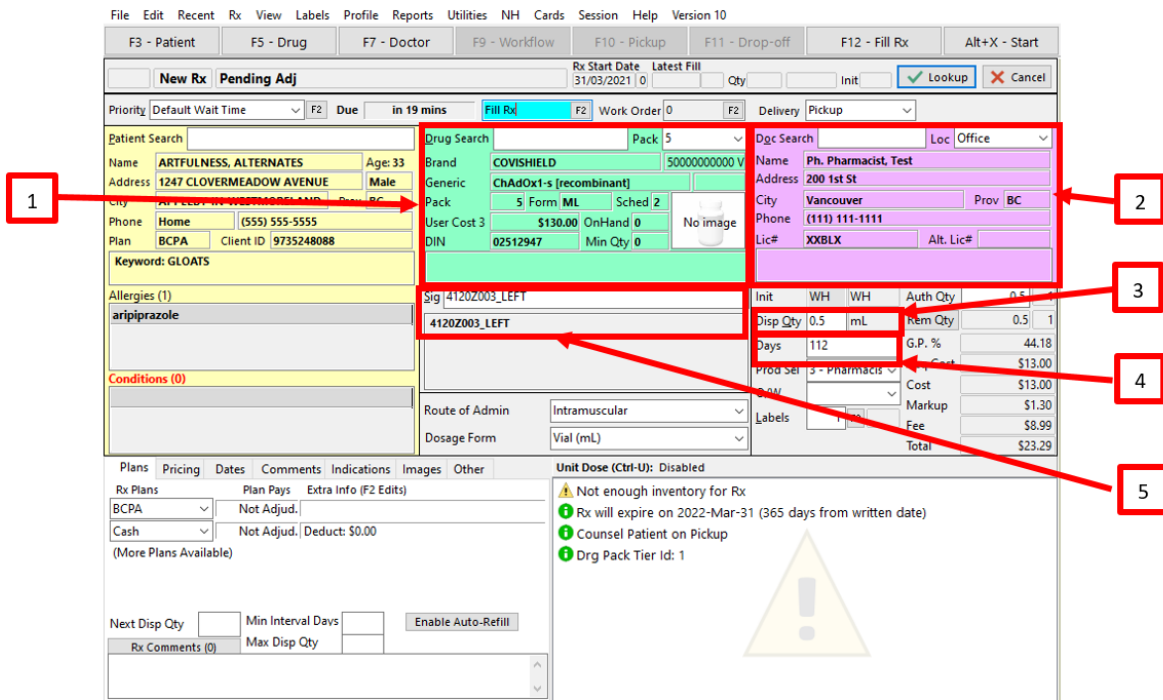
Stage 1 of British Columbia’s COVID-19 Vaccine Rollout in Community Pharmacies	2
COVID-19 Immunization Data Entry in PharmaNET	2
Claim Adjudication Results and Reimbursement	3
Management of Inventory	4
Receiving of Inventory	4
Recording wastage of product including reason	5

Stage 1 of British Columbia’s COVID-19 Vaccine Rollout in Community Pharmacies

The COVISHIELD drug card that includes the Pharmicare assigned PIN of 66127322 will be pushed to your system shortly if it hasn’t already.

COVID-19 Immunization Data Entry in PharmaNET

Information about COVID-19 vaccines entered into PharmaNet will be pushed to the Provincial Immunization Registry (PIR) automatically. Because of this connectivity, pharmacies are asked to ensure the following information is included on the PharmaNET claim.



1. Use the Product Identification Number (PIN) as assigned by PharmaCare. The COVISHIELD drug card will include this PIN under the Plans tab and will be sent in the claim.
2. The pharmacist who administered the injection is noted as the prescriber
3. The value noted in the Disp Qty field is the actual volume administered to the patient. For COVISHIELD=0.5ml
4. The value noted in the Days field should be the anticipated interval to the next dose. For COVISHIELD=112

5. The Lot number of the product administered and the arm/site of administration must be included in the Sig field. As the PharmaNET system will be validating this data prior to forward to the PIR, it is important to follow the format:
 - a) The lot number is documented first
 - b) The arm/site is documented second
 - c) The two data elements noted above are to be separated by an underscore “_”

For a product injected into the left arm the following is entered in the Sig field EXACTLY as noted:

4120Z003_LEFT

And for a product injected into the right arm,

4120Z003_RIGHT

Claim Adjudication Results and Reimbursement

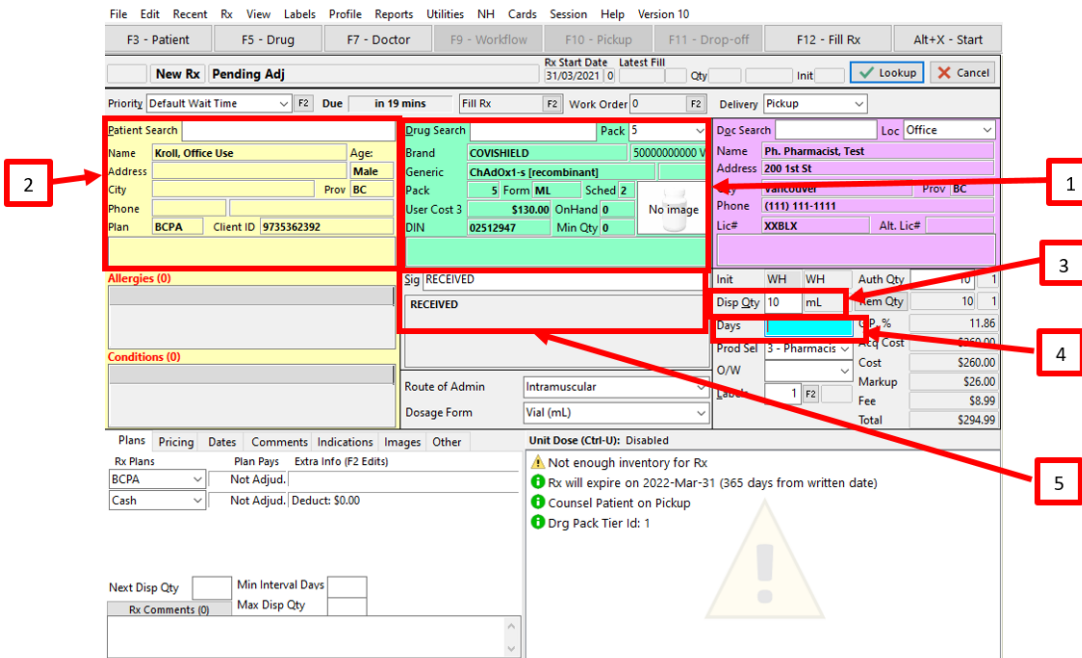
COVID-19 immunizations will be reimbursed via the usual process for vaccinations. At the time of submission, PharmaNET will respond with a message indicating that the product is NOT a benefit. This is expected behavior: reimbursement is done by a secondary process which identifies how many immunizations were done by the pharmacy, independent of adjudication results. There is no need to reverse and resubmit to update submitted cost/fee values to adjust these values to match the adjudication results.

Management of Inventory

The BC Centres for Disease Control (BCCDC) has asked that receipt and wastage of doses be recorded for central reporting and management of inventory.

Receiving of Inventory

Process a claim to PharmaNET when vaccine stock has been received in the Pharmacy. Please ensure that the following information is included on the PharmaNET claim.



The screenshot shows a pharmacy software interface with the following fields highlighted by red boxes and arrows:

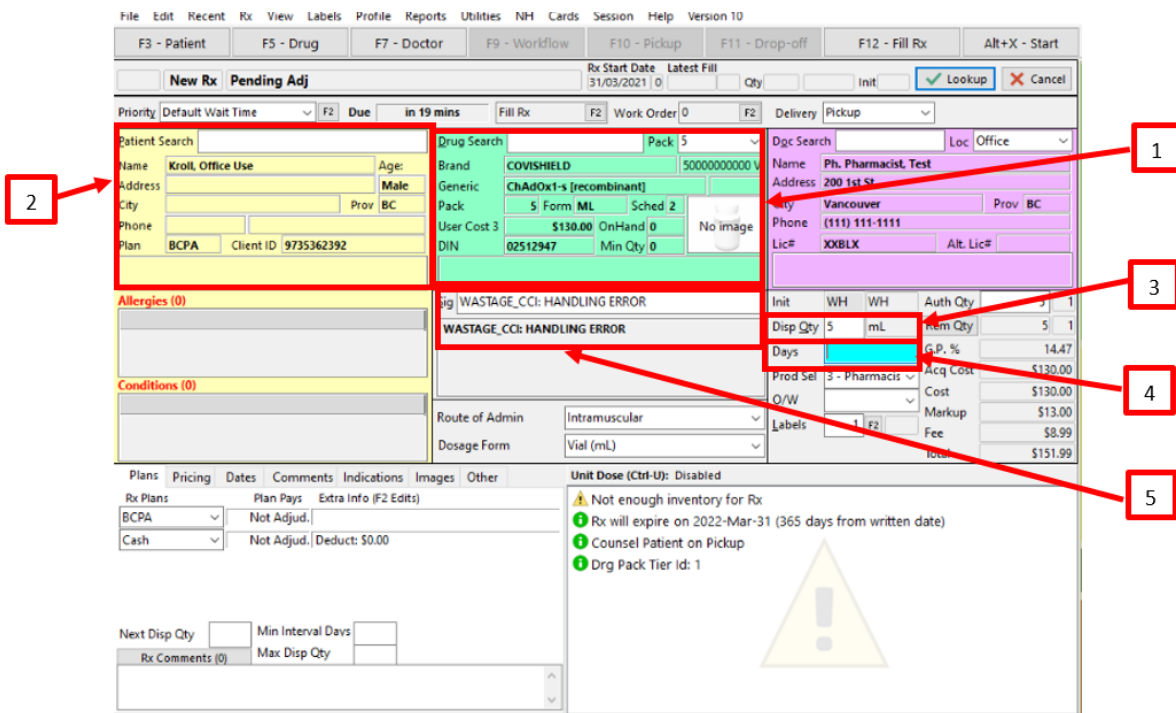
- 1:** Pharmacy information including Name (Ph. Pharmacist, Test), Address (200 1st St), City (Vancouver), Phone ((111) 111-1111), and Lic# (XXBLX).
- 2:** Patient information including Name (Kroll, Office Use), Address, City, and Plan (BCPA).
- 3:** Dispensing quantity (Disp Qty) set to 10 mL.
- 4:** Days field.
- 5:** Sig field containing the text "RECEIVED".

A warning message at the bottom of the interface reads: "Not enough inventory for Rx. Rx will expire on 2022-Mar-31 (365 days from written date). Counsel Patient on Pickup. Drg Pack Tier id: 1".

1. Use the Product Identification Number (PIN) as assigned by PharmaCare. The COVISHIELD drug card will include this PIN under the Plans tab and will be sent in the claim.
2. Use the patient card that includes the office use medication (O-Med) PHN. The O-Med PHN will be sent to PharmaNET.
3. The value noted in the Disp Qty field is the total volume in ml received. So if 2x5ml vials were received, the value noted will be 10 ml
4. The value noted in the Days field could be any numeric value.
5. The word RECEIVED as noted, is recorded in the Sig field.

Recording wastage of product including reason

At the end of the day where wastage has occurred, process a claim to PharmaNET that includes the reason for the wastage. Please ensure that the following information is included on the PharmaNET claim



1. Use the Product Identification Number (PIN) as assigned by PharmaCare. The COVISHIELD drug card will include this PIN under the Plans tab and will be sent in the claim.
2. Use the patient card that includes the office use medication (O-Med) PHN. The O-Med PHN will be sent to PharmaNET.
3. The value noted in the Disp Qty field is the total volume in ml wasted. So if 1x5ml vial was wasted, the value noted will be 5 m
4. The value noted in the Days field could be any numeric value.
5. The reason for wastage is to be noted in the Sig field. Input the option noted below that best fits the reason for wastage. NOTE: this information MUST be key entered EXACTLY as noted.

WASTAGE_CCI: HANDLING ERROR (where CCI=Cold Chain Incident)

WASTAGE_DAMAGE TO PRODUCT

WASTAGE_EXPIRED PRODUCT