

# LED COMPACT WORK LIGHTS

MODEL 792, 892 & 893

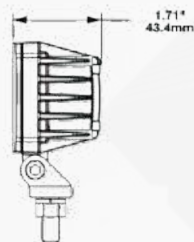
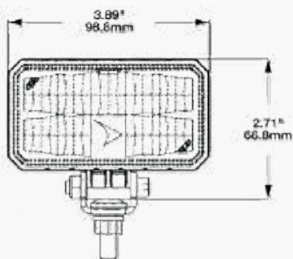
INPUT VOLTAGE : 12-24V DC



MODEL  
**792**




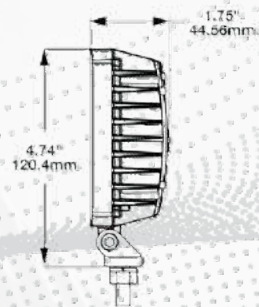
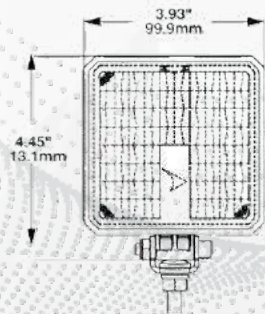
1603921



MODEL  
**892**



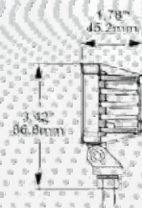
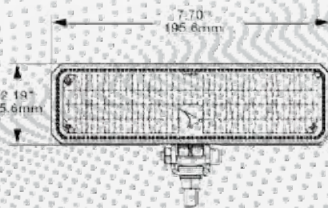
1603961



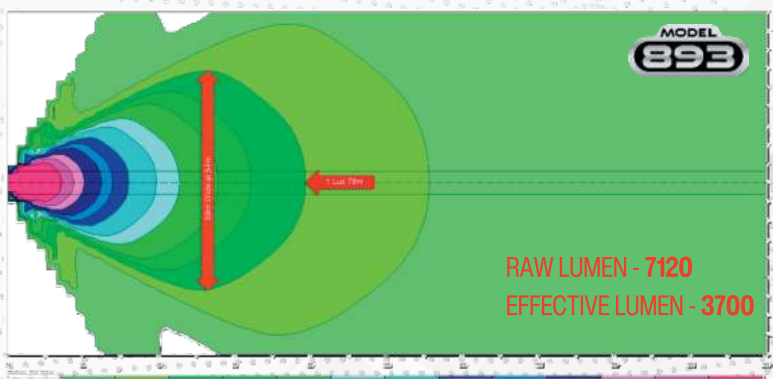
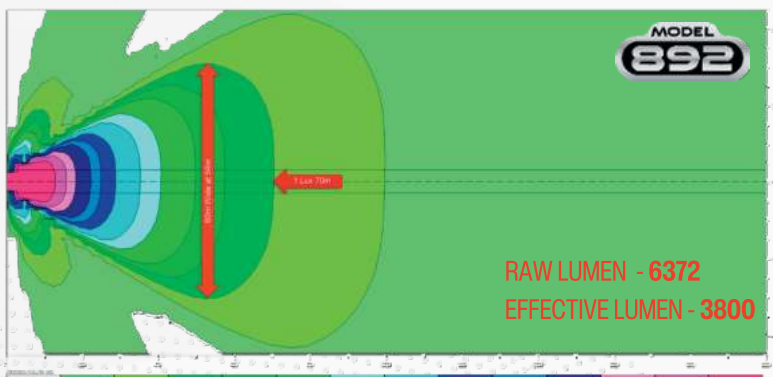
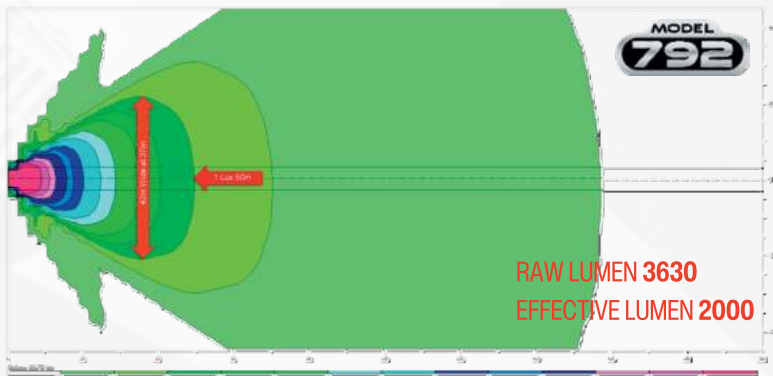
MODEL  
**893**



1300671



# MAPPING BIRDSEYES VIEW 2.5M HIGH AT -5 DEGREES



The J.W. Speaker LED Compact Work Lights are manufactured to endure rigorous requirements for *stability and resistance* to the elements while also producing powerful flood/trap light patterns to illuminate the darkest worksites keeps production moving and workers safe.



These LED Compact Work Lights are built with sturdy aluminum housing and an impact-resistant polycarbonate lens, shining brightest for crews in the harshest, most demanding worksites. Durable, pedestal-mounted and corrosion-resistant, this powerful LED light fits easily on a wide range of work vehicles for *nonstop productivity*.



Designed with thermal throttling protection, LED Compact Work Lights can be used for construction and agriculture applications, that provides powerful performance in harsh environments with custom lens optics producing *incredible visibility*.

