



# WORKSHOP EQUIPMENT GOING THE DISTANCE



SEPTEMBER/OCTOBER 2023

## LOCKABLE DIESEL REFUELLING STORAGE & DISPENSING KITS

- Dispensing kit consists of a 12V pump, 4m antistatic fuel delivery hose, 2m battery cables, automatic nozzle & built in nozzle holster
- Heavy duty, robustly constructed polyethylene tank
- Flow rates of up to 40L/min
- Forklift lift points & tie down capability
- Suits all makes of single & twin cab utes
- Suitable for storing & dispensing diesel fuel only



PRODUCT NO.	CAPACITY	FLOW RATE	W/METER	PRICE
L10040PA	100L	40L/min	---	\$1,350.00
L10040PAM	100L	40L/min	Yes	\$1,580.00
L20040PA	200L	40L/min	---	\$1,450.00
L20040PAM	200L	40L/min	Yes	\$1,680.00
L45040PA	450L	40L/min	---	\$1,950.00
L45040PAM	450L	40L/min	Yes	\$2,150.00
L60040PA	600L	40L/min	---	\$2,150.00
L60040PAM	600L	40L/min	Yes	\$2,350.00



SCAN ME

Lockable Diesel Refuelling Storage & Dispensing Kits IN ACTION

**2** YEAR WARRANTY. 2 Year Warranty applies unless indicated otherwise



**YOUR LOCAL TRANSPORT PARTNER**

Quality Products

Nationwide Coverage

Knowledgeable Staff



**AA226A**  
ALEMLUBE AUTOMOTIVE  
24" TILT BACK TYRE CHANGER WITH HELPER ARM



- Delivery rates of up to 18L/min or 0.26L per rotation
- Includes 2.2m x 19.05mm (3/4") ID of anti static fuel hose, 2" BSP bung adaptor, rubber gasket, a four chamber rotor assembly, spout & spout holster
- Length: 1,300mm (4.3ft)
- Suitable for the transfer of diesel, petrols, kerosene, lube oil & machine oil



**COMBO DEAL**  
**\$7,960**  
+ INSTALL

AACOMBODEAL3: AA226A & AA828  
with bonus AAHA90 Bead Inflation Blaster



**AA828**  
ALEMLUBE AUTOMOTIVE  
AUTOMATIC WHEEL BALANCER WITH LED MONITOR



- 5 different balancing programs
- Self-calibration and diagnostic 24"
- Rim width from 1.5" - 20"
- Rim diameter from 10" - 24"
- Maximum wheel weight of 65kg
- Balancing accuracy  $\pm 1.0g$
- Measuring time of 8 seconds
- Balancing accuracy of  $\pm 1.0g$



**AA236A**  
ALEMLUBE AUTOMOTIVE  
26" TILT BACK TYRE CHANGER WITH HELPER ARM



- Pneumatically operated tilting column
- Automatic pneumatic right help arm device
- Tubeless tyre inflating device
- Large 26" turntable suitable for low profile tyres
- Maximum rim width 16" (406mm)
- Maximum tyre diameter 45" (1,143mm)
- Outside clamping: 12" - 23"
- Inside clamping: 14" - 26"



**COMBO DEAL**  
**\$9,880**  
+ INSTALL

AACOMBODEAL1: AA236A & AA579

**AA579**  
ALEMLUBE AUTOMOTIVE  
AUTOMATIC WHEEL BALANCER  
WITH LCD MONITOR & LASER POINTER



- European quality and appearance
- Laser pointer makes wheel balancing a quicker & easier proposition
- 8 seconds measuring time
- 17" LCD high resolution display
- Monitor is easier to work with a 3D animation
- Automatic distance & wheel diameter measuring
- Maximum Wheel Weight 65Kg



**AA226A**  
ALEMLUBE AUTOMOTIVE  
24" TILT BACK TYRE CHANGER WITH HELPER ARM



- Delivery rates of up to 18L/min or 0.26L per rotation
- Includes 2.2m x 19.05mm (3/4") ID of anti static fuel hose, 2" BSP bung adaptor, rubber gasket, a four chamber rotor assembly, spout & spout holster
- Length: 1,300mm (4.3ft)
- Suitable for the transfer of diesel, petrols, kerosene, lube oil & machine oil



**COMBO DEAL**  
**\$22,680**  
+ INSTALL

AACOMBODEAL2: AA226A & AAWA8CCD

**AAWA8CCD**  
ALEMLUBE AUTOMOTIVE WHEEL ALIGNER



- Large 24" LCD screen is easy to read & analyse
- Blue tooth transmission between the front heads & the cabinet
- 90,000 vehicle data start database
- No runout required when using STDA95E Quick Clamps
- Full customer database



**AA402-240V**  
ALEMLUBE AUTOMOTIVE 4.0T  
ELECTRO-HYDRAULIC 2-POST CLEAR FLOOR HOIST



- 240V single phase operation
- Lifting capacity of 4,000kg
- Maximum lifting height of 2,000mm
- Minimum lowered height of 110mm
- Fast lifting time of 60 seconds
- Fast lowering time of between 18 to 40 seconds
- 100mm 4WD spacers included
- Standard height clearance of 3,950mm with overall height of 4,140mm

**\$3,970<sup>00</sup>**



**RAV232NL-AF**  
RAVAGLIOLI  
SET OF 4 X 5,500KG MOBILE COLUMN LIFTS

**\$48,100<sup>00</sup>**

- Master column with a main control panel & slave column with a secondary control panel and emergency stop button
- Lifting spindles in rolled steel with bronze main nut & safety nut
- Large & solid base for maximum stability under load
- Comes with adjustable forks
- New wireless models now available
- Manufactured in Italy



**YOUR LOCAL  
TRANSPORT  
PARTNER**



Quality Products



Nationwide Coverage



Knowledgeable Staff



twlnz



twl\_nz



twlnz

Branches NZ-Wide  
0508 677 704 | twlnz.co.nz

All prices exclude GST. Offers valid at TWL branches from 1st September - 31st October 2023 or while stocks last.

Proudly Playing a Part in NZ  
Road Transport Since 1966





**SOP620**  
**ALEMLUBE S SERIES OXY-PROPANE HOSE REEL**

- 15m x 6mm ID hoses & 0.9m twin rubber lead in hoses
- Maximum working pressure of 300psi (20bar)
- 5/8" UNF inlet/outlet
- Impact resistant UV stabilised covers for maximum durability
- Detachable steel mounting bracket enables 180° hose reel rotation
- Ideal for back of UTE or service vehicle mobile use

**\$595<sup>00</sup>**



**S0600**  
**ALEMLUBE S SERIES OXY-ACETYLENE HOSE REEL**

- 15m x 6mm ID hose & 0.9m lead in hoses
- Maximum working pressure of 300psi (21bar)
- 5/8" BSP inlet/outlet
- Automatic & positive latching mechanism
- Detachable steel mounting bracket enables 180° hose reel rotation
- Can be mounted on the wall or ceiling
- Ideal for back of UTE or service vehicle mobile use

**\$495<sup>00</sup>**



**SA300N**  
**ALEMLUBE S SERIES AIR HOSE REEL**

- 18m x 10mm ID hybrid polymer hose & 0.9m lead in hose
- 3/8" BSP(f) inlet/outlet
- Detachable steel mounting bracket enables 180° hose reel rotation
- Can be mounted on the wall, floor or ceiling
- High flow swivel & fluid path
- Dimensions: 490mm (L) x 448mm (H) x 228mm (W)

**\$365<sup>00</sup>**



**SA400N**  
**ALEMLUBE S SERIES AIR HOSE REEL**

- 15m x 12mm ID hybrid polymer hose
- Working pressure of 300psi (20bar)
- 1/2" BSP(f) inlet & outlet
- Impact resistant UV stabilised covers for maximum durability
- Can be wall, ceiling or floor mounted
- Hybrid polymer hose is more flexible, easier to handle & longer lasting
- Adjustable spring tension

**\$410<sup>00</sup>**



**SHW520**  
**ALEMLUBE S SERIES HOT WASH HOSE REEL**

- 12m x 10mm ID rubber hose & 0.9m lead in hose
- 3/8" BSP inlet/outlet
- Working pressure: 300 psi (20bar)
- Working temperature: -20°C ~ +90°C
- Can be mounted on the wall or ceiling
- Detachable steel mounting bracket enables 180° hose reel rotation
- Dimensions: 490mm (L) x 448mm (H) x 228mm (W)

**\$495<sup>00</sup>**



**SW500N**  
**ALEMLUBE S SERIES WATER HOSE REEL**

- 18m x 12mm ID hose & 0.9m lead in hose
- Maximum working pressure of 180psi (12bar)
- 1/2" BSP(f) inlet
- Working temperature range of -20°C to +60°C
- Impact resistant UV stabilised covers for maximum durability
- Detachable steel mounting bracket enables 180° hose reel rotation

**\$420<sup>00</sup>**



**SO1700S**  
**ALEMLUBE S SERIES OIL HOSE REEL**

- Supplied with 10m x 12mm ID hose & lead in hose
- Working pressure of up to 2,000psi (138bar)
- 1/2" BSP(f) inlet/outlet
- Detachable steel mounting bracket enables 180° hose reel rotation
- Adjustable hose stop for convenient lead length positioning

**\$495<sup>00</sup>**



**SG800**  
**ALEMLUBE S SERIES GREASE HOSE REEL**

- Supplied with 10m x 6mm ID hose & lead in hose
- Working pressure of up to 5,000psi (345bar)
- 1/4" BSP(f) inlet & outlet
- Can be wall, ceiling or floor mounted
- Impact resistant UV stabilised covers for maximum durability
- Detachable steel mounting bracket enables 180° hose reel rotation
- High flow swivel & fluid path

**\$395<sup>00</sup>**



**WP1290**  
**ALEMLUBE LARGE CAPACITY WATER HOSE REEL**

- 3/4" BSP(m) inlet/outlet
- Stores & retrieves up to 30m x 12mm ID hose
- Positive latching system locks the hose at the desired length
- Durable impact & weather resistant covers ensure a long working life

**\$365<sup>00</sup>**



**CR30060**  
**EL SERIES 240V ELECTRIC CABLE REEL**

- Maximum 15amp
- Supplied with 20m of 3 x 2.5mm<sup>2</sup> cable
- Maximum power when coiled is 1,600W, when uncoiled 3,200W
- Thermal overload protection
- Durable construction with reel covers manufactured from high quality impact resistant polypropylene
- Swivelling steel wall bracket

**\$395<sup>00</sup>**



**BR50010D**  
**EL SERIES DANGER SAFETY BARRIER REEL**

- Supplied with 16m of red/white band with fixed-handle
- Provides a temporary barrier to clearly identify dangerous areas in the workplace or public environments
- Automatic spring rewind mechanism
- Compact design allow mounting in most situations
- Integral swivelling steel wall bracket

**\$210<sup>00</sup>**



**506202**  
**SAMOA SINGLE PEDESTAL OIL HOSE REEL**

- 10m x 12mm ID hose capacity
- Lightweight one piece molded composite barrel assembly, will not distort or corrode
- 4 x extra large 10mm long plastic ratchet mechanism & latch pawl
- Full ported shaft & swivel facilitates maximum product delivery

**\$850<sup>00</sup>**



**504351**  
**SAMOA TWIN PEDESTAL GREASE HOSE REEL**

- Maximum working pressure of 4,060psi (280bar)
- 3/8" BSP(m) inlet/outlet
- Supplied complete with 15m x 3/8" ID R2 hose & 0.8m inlet hose
- Heavy duty double pedestal construction
- Versatile positioning of hose guide arm
- Floor, wall, ceiling or tank mountable


**\$995<sup>00</sup>**



**030090**  
**EL SERIES OIL HOSE REEL**

- Complete with 15m x 1/2" ID S.A.E. 1001R1 wire braid hose
- Maximum pressure of 2,320psi (160bar)
- Working temperature of -20°C - +100°C
- 1/2" BSP(f) inlet & 1/2" BSP(m) outlet
- Heavy duty dual pedestal construction
- Powder coated with a galvanised base

**\$520<sup>00</sup>**



**506222**  
**SAMOA SINGLE PEDESTAL OIL HOSE REEL**

- 15m x 12mm ID hose capacity
- Lightweight one piece molded composite barrel assembly, will not distort or corrode
- 4 x extra large 10mm long plastic ratchet mechanism & latch pawl
- Full ported shaft & swivel facilitates maximum product delivery


**\$890<sup>00</sup>**



**506300**  
**SAMOA SINGLE ARM HOSE REEL**

- 0.8m long inlet hose
- Lightweight one piece molded composite barrel assembly, will not distort or corrode
- 4 x extra large 10mm long plastic ratchet mechanism & latch pawl
- 3 position adjustable outlet arm facilitates ceiling or floor mounting
- Full ported shaft & swivel facilitates maximum product delivery

**\$750<sup>00</sup>**



**YOUR LOCAL TRANSPORT PARTNER**



Quality Products



Nationwide Coverage



Knowledgeable Staff



twlnz



twl\_nz



twlnz

Branches NZ-Wide  
0508 677 704 | twlnz.co.nz

All prices exclude GST. Offers valid at TWL branches from 1st September - 31st October 2023 or while stocks last.

Proudly Playing a Part in NZ Road Transport Since 1966





### 630A ALEMLUBE 20V LITHIUM-ION CORDLESS GREASE GUN

5 YEAR WARRANTY

- Adjustable delivery rates of 100g/min or 160g/min
- Grease pressures up to 7,250psi (500bar)
- Backlit display provides real time battery level, grease level & grease dispensed operator feedback
- Supplied with compartmentalised protective plastic carry case & 2 x 2Ah batteries
- Able to dispense up to 16 cartridges before battery recharge is required



\$750<sup>00</sup>

### 680AN ALEMLUBE AIR OPERATED GREASE GUN

- Develops grease pressures of up to 3,290psi (226bar)
- Recommended maximum air pressure of up to 98psi (6bar)
- Pressure ratio of 40:1
- Delivers up to 182g per minute
- Suits 450g cartridge or bulk grease
- Manufactured in Germany

\$380<sup>00</sup>



### 660AN ALEMLUBE TRIGGER ACTION GREASE GUN

4 YEAR WARRANTY

- Grease pressures of up to 8,500psi (586bar)
- Delivers up to 1.1g of grease per stroke
- Ever-Flow System enables the gun to be used with thick tacky greases even in the coldest conditions
- Lightweight, durable & compact aluminium die cast head assembly
- Manufactured in Germany

\$130<sup>00</sup>



### 600A ALEMLUBE LEVER ACTION GREASE GUN

4 YEAR WARRANTY

- Grease pressures of up to 12,000psi (828bar)
- Delivers up to 1.6g of grease per stroke
- Bulk filling capacity of 500g
- Ever-Flow System enables the gun to be used with thick/tacky greases
- Light weight aluminium die cast head assembly
- High volume, high pressure greasing guaranteed
- Manufactured in Germany

\$99<sup>00</sup>



### 424170 SAMOA 20KG GREASE KIT

- Delivery rates of up to 0.9kg/min
- 55:1 ratio air motor develops grease pressures of up to 7,950psi (548bar)
- Supplied with a 4m long hose assembly
- Will handle high density, tacky greases up to NLG12
- Heavy duty 3 jaw coupler ensures a tight & precise grease nipple connection
- Manufactured in Spain

\$895<sup>00</sup>



### 428262 SAMOA 180KG AIR OPERATED GREASE KIT

- 55:1 ratio grease pump develops up to 7,950psi (548bar)
- Lightweight ergonomic, cast alloy, grease control valve included
- Grease control valve has single shot or continuous flow option
- Ideal for busy workshops where greasing is undertaken all day, every day
- 180kg drum not included

\$1,450<sup>00</sup>



### 7667 ALEMLUBE 20KG HAND OPERATED GREASE RESERVOIR FILLER KIT FOR LUBE SYSTEMS

- Delivers up to 77cc of grease per stroke
- Supplied with drum cover, follower plate, quick connect high volume coupler & 2m of delivery hose
- Ideal for grease transfer applications where compressed air is not available
- Suitable for use with 20kg drums

\$920<sup>00</sup>



### A14512 ALEMLUBE QUICK RELEASE GREASE GUN COUPLER

- Works with all grease gun types - pneumatic, manual & battery
- 1/8" BSP(f) thread
- Maximum working pressure of 10,000psi (690bar)
- Fits all metric & SAE specification grease nipples
- 4 hardened spring steel jaws resilient under high pressure
- Durable nitrile rubber seal for longevity under high pressure
- Suitable for high pressure, heavy duty greasing applications
- 90mm in length


\$39<sup>95</sup>



### 8828N2 20L GEAR OIL DRUM PUMP

- Delivers up to 110mL per stroke
- Downtube extension & extra Rieke adaptor make the pump suitable for use with a variety of 20L drums
- Ideal pump for the transfer of engine, gear, diff & hydraulic oils in busy vehicle servicing workshops
- Drainback nozzle holster ensures that excess oil ends up back in the drum
- Incorporates a filter in the drain back holster to protect against foreign particle contamination

\$68<sup>00</sup>



### 10028 20L GEAR OIL DRUM PUMP

- Heavy duty fully serviceable drum pump delivers 170mL on the downstroke
- Height adjustable bung adaptor & two extra adaptors to suit local & international 20L drums supplied standard
- 1.8m rubber hose assembly ensures a long service life
- Ideal for use with engine, hydraulic, gear, diff & synthetic oils

\$180<sup>00</sup>



### 001007-25 2L OIL CONTAINER WITH 25MM POUR LID KIT

- Supplied standard with lubricant identification cards
- Quick fill port for safe contaminant free refills
- On/off toggle switch for easy dispensing
- HDPE construction with UV & anti static resistant qualities
- Fully sealed system reduces the chance of lubricant contamination
- Colour coding accurately identifies fluids to minimise cross contamination

\$150<sup>00</sup>



### 001014-PU 5L OIL CONTAINER PUMP KIT

- Manufactured in high-density HDPE
- Sturdy hand pump for fast dispensing
- Stores lubricants safely, can also handle coolants
- Suitable for use with a variety of lubricants, fluids & coolants

\$260<sup>00</sup>

Also available:  
001014-25 With 25mm pour lid kit \$160.00  
001014-ST 5L storage lid kit \$95.00



### 001021-6 10L OIL CONTAINER WITH 6MM POUR LID KIT

- Quick fill port for safe contaminant free refills
- On/off toggle switch for easy dispensing
- Fully sealed system reduces the chance of lubricant contamination
- HDPE construction with UV & anti static resistant qualities

\$190<sup>00</sup>

Also available:  
001021-12 With 12mm pour lid kit \$190.00  
001021-25 With 25mm pour lid kit \$200.00



### 001021-ST 10L OIL CONTAINER STORAGE LID KIT

- Manufactured in high-density HDPE
- Sturdy hand pump for fast dispensing
- Suitable for use with a variety of lubricants, fluids & coolants
- Colour code labelling system for easy lubricant identification
- iPouch holds & stores important documents on container
- Quick fill port for safe contaminant free refills
- Large flat square base surface for stability & easy iPouch labeling for MSDS documents

\$140<sup>00</sup>



### 001021-PU 10L OIL CONTAINER PUMP KIT

- Manufactured in high density HDPE
- Sturdy hand pump for fast dispensing
- Colour code labelling system for easy lubricant identification
- Suitable for use with a variety of lubricants, fluids & coolants
- Quick fill port for safe contaminant free refills
- Desiccant port for added optional protection

\$295<sup>00</sup>



### 001083 CONTAINER PUMP WITH T-HANDLE

- Approximately 14 strokes per Litre
- 1.4m non-kink PVC hose with spiral inlay
- Designed to use with 5 or 10L drums
- Simple extension sleeve extends the reach of the pump for 10L drums
- Storage port on the lid for the nozzle when not in use

\$160<sup>00</sup>



YOUR LOCAL  
TRANSPORT  
PARTNER



Quality  
Products



Nationwide  
Coverage



Knowledgeable  
Staff



twlnz



twl\_nz



twlnz

Branches NZ-Wide  
0508 677 704 | twlnz.co.nz

All prices exclude GST. Offers valid at TWL branches from  
1st September - 31st October 2023 or while stocks last.

Proudly Playing a Part in NZ  
Road Transport Since 1966





**501A**  
**ALEMLUBE**  
**ROTARY ACTION DRUM PUMP**

- Delivery rates of up to 18L/min or 0.26L per rotation
- Includes 2.2m x 19.05mm (3/4") ID of anti static fuel hose, 2" BSP bung adaptor, rubber gasket, a four chamber rotor assembly, spout & spout holster
- Suitable for the transfer of diesel, petrols, kerosene, lube oil & machine oil

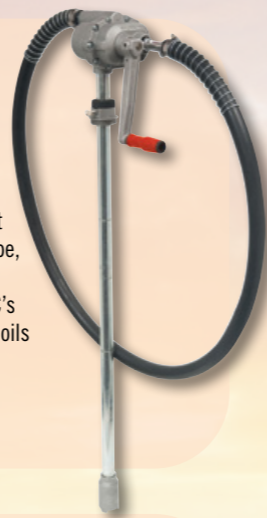
**\$160<sup>00</sup>**



**5060AN**  
**ALEMLUBE HEAVY DUTY HI-FLO**  
**REFUELLING DRUM PUMP**

- Delivers up to 110L/min
- Delivery rates of 1.1 litres per rotation
- Supplied complete with 2.6m of UV & fuel resistant hose, spout, in built spout holster, 3-piece downtube, heavy duty bung adaptor
- 3-piece downtube suits 60L & 205L drums and IBC's
- Suitable for the transfer of diesel fuel, petrol, light oils up to SAE30 & kerosene

**\$390<sup>00</sup>**



**51037**  
**ALEMLUBE 1" AUTO SHUT OFF DIESEL**  
**NOZZLE**

- 1" BSP swivel included
- Delivery rates of up to 60L/min
- Maximum working pressure of 80psi (5.5 bar) (Not suitable for gravity feed applications)
- Outlet spout: stainless steel with viton cased oil seal
- Body: aluminium. Seals: buna-n & viton.
- Automatically cuts off when a diesel tank is full
- Suitable for applications involving an electric diesel transfer pump only

**\$220<sup>00</sup>**



**51037M**  
**ALEMLUBE 1" AUTO SHUT OFF DIESEL**  
**NOZZLE WITH BUILT IN METER**

- Flow rates of up to 60L/min
- Operating pressure of 50psi (3.5bar)
- Operating temperature range: -10°C to +60°C
- 1" BSP(f) swivel inlet & 19mm (3/4") outlet spout
- Units of measure: litres, gallons, pints, quarts
- Digital meter powered by 2 x AAA batteries & accurate to ±1%
- Suitable for dispensing diesel fuel, petrol & kerosene

**\$460<sup>00</sup>**



**52000A**  
**ALEMLUBE 12V DIESEL REFUELLING**  
**TANK KIT**

- Capable of flow rates of up to 50L/min
- Includes 4m of antistatic fuel delivery hose, 2m of battery cable, a stainless steel & brass fuel filter & an automatic shut-off nozzle
- Maximum head capacity of 15m
- Self priming vane pump includes a built-in bypass
- Suction capacity of up to 2m

**\$590<sup>00</sup>**



**HR90005**  
**EL SERIES 1" AIR, WATER & FUEL**  
**HOSE REEL**

- Working pressure of up to 300psi (20bar)
- Durable long lasting powder coated finish
- Includes 30m x 25mm ID rubber hose & hose stop
- Reinforced steel frame provides maximum strength & stability
- Can be mounted on the floor, wall or ceiling

**\$1,500<sup>00</sup>**



**51008F**  
**ALEMLUBE 1" MECHANICAL DIESEL**  
**FUEL METER**

- 1" BSP(f) inlet/outlet ports
- Maximum working pressure of 142psi (10bar)
- Accurate between flow rates of 20L/min & 120L/min
- Suitable for gravity feed or pump applications
- Mechanical gear meter accurate to ±1.0%
- Batch total of 999L displayed with easy to read 18mm high digits
- Repeatability of ±0.2%
- Also suitable for use with kerosene

**\$350<sup>00</sup>**



**6603A**  
**ALEMLUBE 1L BRAKE CLEANER**  
**SPRAYER**

- Safety valve at 36psi (2.5bar) with depressurisation option
- Easy tool free maintenance
- Large filling opening
- Ergonomic design
- Strong translucent bottle with level indicator
- Not suitable for use with acids

**\$60<sup>00</sup>**



**376300**  
**SAMOA AIR OPERATED MOBILE OIL**  
**TRANSFER KIT**

- Includes a 3:1 ratio drum pump, 3m x 1/2" ID hydraulic hose & an electronic resettable meter with totaliser
- Flow rates of up to 15L/min
- 3:1 ratio pump suits 205L drum
- Integrated kit supplied inclusive of a heavy duty drum trolley which facilitates quick & efficient oil transfer in car, light commercial & truck workshops
- Drum not included

**\$1,150<sup>00</sup>**



**376060**  
**SAMOA 60L MOBILE OIL DISPENSING**  
**KIT**

- Delivers up to 15L/min
- 3m x 1/2" ID hydraulic oil hose
- Height adjustable bung adaptor
- Electronic resettable meter with totaliser
- Suitable for engine, gear, diff and hydraulic oils
- Drum trolley has heavy duty construction, long life solid wheels, two swivelling guiding wheels & control valve hanging hook

**\$1,200<sup>00</sup>**



**454110N**  
**SAMOA OIL TRANSFER KIT WITH**  
**METER**

- Flow rates of up to 12L/min
- Air pressure range from 20psi to 140psi
- 3:1 ratio pump, 3m x 1/2" ID hydraulic hose & electronic resettable meter
- Air consumption 180NL/min (6.4 cfm)
- Air inlet: 1/4" BSP(f)
- Fluid outlet: 1/2" BSP(f)
- Oil meter accurate to ± 0.5%
- Noise level: 80dB

**\$995<sup>00</sup>**



**454111N**  
**SAMOA OIL TRANSFER KIT WITH**  
**ON/OFF GUN**

- Includes a high quality 3:1 ratio pump, 3m x 1/2" ID hydraulic hose & on/off control valve
- Transfer rates of up to 15L/min
- Suits 60L & 205L drums
- Suitable for engine, gear, diff & hydraulic oils
- Recommended to be used when transferring higher viscosity lubricants in colder type climates

**\$780<sup>00</sup>**



**378100**  
**SAMOA MOBILE OIL TRANSFER**  
**KIT**

- Adjustable flow rates of up to 15L/min
- Supplied with 3:1 air operated oil pump, 10m hose reel, electronic meter & heavy duty drum trolley
- Electronic oil meter accurate to ± 0.5
- Quick, efficient & effortless oil transfer in car, light commercial vehicle and truck workshops
- Electronic oil meter powered by standard AAA batteries

**\$1,800<sup>00</sup>**



**365534**  
**SAMOA ELECTRONIC OIL METER**

- Maximum flow rate of 30L/min
- Fluid inlet is a 1/2" BSP(f) swivel
- Maximum operating pressure of 1,450psi (100bar)
- Electronically meters & totalises the amount of lubricant dispensed & is accurate to ± 0.5%
- Control valve can be automatically locked as required
- Manual open/close nozzle minimises oil drip & leakage
- Also suitable for use with ATF & antifreeze

**\$330<sup>00</sup>**



**363114**  
**SAMOA OIL CONTROL VALVE**

- Flow rates of up to 40L/min
- 1/2" BSP(f) inlet port & swivel
- Maximum working pressure of 1,450psi (100bar)
- Trigger lock helps to prevent accidental dispensing
- Ergonomic grip & trigger reduces operator fatigue
- Manual open/close nozzle operation minimises annoying oil drips & leaks
- Compact ball bearing swivel with integrated oil filter ensures a long working life

**\$200<sup>00</sup>**



**365300**  
**SAMOA ELECTRONIC PRESET OIL**  
**METER**

- 1/2" BSP(f) swivel supplied standard
- Flow rates of 1L/min to 30L/min
- Maximum operating pressure of 994psi (69bar)
- Can automatically meter from 99.9L & includes a totaliser
- Automatically cuts off when the preset amount of lubricant is dispensed
- Accurate to ±0.5%
- Up to five preselected batch quantities are programmable into memory

**\$820<sup>00</sup>**



**YOUR LOCAL**  
**TRANSPORT**  
**PARTNER**



Quality Products



Nationwide Coverage



Knowledgeable Staff



twlnz



twl\_nz



twlnz

Branches NZ-Wide  
0508 677 704 | twlnz.co.nz

All prices exclude GST. Offers valid at TWL branches from 1st September - 31st October 2023 or while stocks last.

Proudly Playing a Part in NZ  
Road Transport Since 1966





### AA49010 ALEMLUBE AUTOMOTIVE 1.2T LIFTING TABLE



- Multi-angle & multi-direction lifting table for under vehicle tasks such as engine transmission, hybrid battery & sub frame works to be carried out.
- Capacity 1,200kg
- Rest Height 480mm
- Lifting Height 1,810mm
- Platform Width 770mm
- Platform Length 1,300mm

\$5,590<sup>00</sup>



### AAP3000 ALEMLUBE AUTOMOTIVE PREMIUM COMMERCIAL VEHICLE 4 IN 1 AIR CONDITIONING STATION



- Flow rates of up to 142L/min
- Internal receiver capacity 32kg
- Filter dryer capacity 100kg
- Refrigerant type - R134a
- Specifically designed for the purpose of managing large amounts of refrigerant gas & is ideal for servicing buses & coaches

\$20,810<sup>00</sup>



### GRS926 RAVAGLIOLI COMMERCIAL VEHICLE TYRE CHANGER

- Handles rim size from 11" to 27"
- Controls on console
- Hydraulic chucking table
- Hydraulic up-down movement
- Also suitable for agricultural tyres
- Suitable for both roadside & workshop service, closed vans and/or small workshops.
- Manufactured in Italy

\$20,210<sup>00</sup>



### AA296 ALEMLUBE AUTOMOTIVE COMMERCIAL VEHICLE TYRE CHANGER



- Clockwise/Anticlockwise rotation of clamps ranging from 14" to 42"
- Maximum tyre width of 1,050mm
- Maximum tyre diameter of 2,300mm
- Hydraulic motor with pressure adjustment device
- Movable control unit

\$17,670<sup>00</sup>

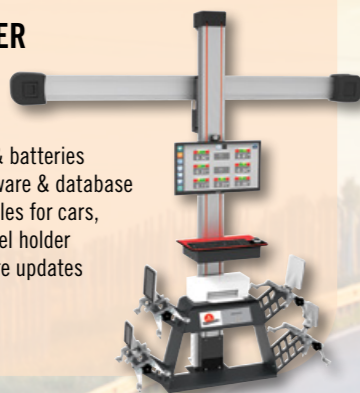


### AAPWA3D ALEMLUBE AUTOMOTIVE PREMIUM 3D WHEEL ALIGNER



- Large 27" LCD display
- 4-point clamps 12" - 24" with universal grips & targets
- Compact targets with no electronics & batteries
- Comprehensive wheel alignment software & database
- Supplied with two mechanical turntables for cars, brake pedal depressor & steering wheel holder
- WiFi connection for automatic software updates

\$23,650<sup>00</sup>



### AAPWAT6CCD ALEMLUBE AUTOMOTIVE PREMIUM 6CCD TRUCK WHEEL ALIGNER



- Bluetooth transmission between front heads & cabinet
- Infra-red transmission between all sensors
- Latest technology in truck alignment with state of the art components
- Specific truck alignment software developed for alignment specialists

\$26,465<sup>00</sup>



### RAVTD8060TWS-R RAVAGLIOLI COMMERCIAL VEHICLE WHEEL ALIGNER

- Bluetooth transmission between front heads & cabinet
- Infrared transmission between sensor heads
- Double inclinometer to allow caster adjustment without steering
- Customer data bank for recording jobs with search by customer name or vehicle plate number
- Manufactured in Italy

\$41,240<sup>00</sup>



### AA850 ALEMLUBE AUTOMOTIVE COMMERCIAL VEHICLE WHEEL BALANCER



- Suitable for balancing truck, bus & light commercial vehicle wheels
- Handles rim sizes from 10" to 24"
- Handles rim widths from 1.5" to 20"
- LED numeric display screen
- Memory of measured data & error self-test function
- Extensive balancing modes
- Self-calibration & diagnosis

\$5,950<sup>00</sup>



### SAMOA NEX.U.® OIL MANAGEMENT SYSTEM

The Samoa NEX.U.® Oil Management System provides you with the control and the information you require to make your operation more profitable. You will be able to account for every drop of lubricant and other service fluids used. Moreover, NEX.U.® gives you the opportunity to utilise an efficient inventory control system with automatic alerts and fluid recording when needed, eliminating operations downtime. NEX.U.® is suitable for almost any lubricant usage or size of operation and quickly pays for itself. Once paid for, savings go right to your bottom line in the form of profit, profit previously lost. NEX.U.® is a hybrid system with all the advantages of wireless flexibility and hard-wired reliability.

#### WIRELESS FLEXIBILITY

- Data can be transmitted wirelessly among the different system components, eliminating long and expensive cable runs
- System uses existing Wi-Fi® networks, simplifying its installation. No need for special, custom made, network components
- Easily adds new components when required as your needs grow

#### HARD-WIRED RELIABILITY

- A constant and reliable power source is always present to power the solenoid valves that control fluid delivery
- Hard-wired data transmission to avoid interferences and other obstacles which might interfere with wireless data transmission
- No uncharged batteries to let you down

### 383300 U•NET NEX.U.® SYSTEM CENTRAL PROCESSING UNIT

- U•Net is the key NEX.U.® component. It is the central processing unit that controls the system communications & houses the U•Track software
- U•Net includes a powerful 2.4 GHz processor & 4 GB RAM.



### 383000 U•DAT ACCESS KEYPAD

- U•Dat allows system access to technicians either through a PIN code or using a RFID card
- U•Dat supports CAN BUS cable communications that transmits data & power to open the solenoid valves in the system
- U•Dat includes a 7" full colour graphics display & a complete QWERTY keypad



### 383400 U•VISION + HAND-HELD DISPLAY & KEYPAD MODULE

- U•Vision+ includes a six-button keypad & it can replace the U•Dat keypad for data entry in the system as it allows the following operations:
- User access through PIN entry
- Scroll through existing open job orders to select the one corresponding to each operation or enter the job order number (digits only)



### 383100 U•TANK TANK LEVEL MONITOR MODULE

- The U•Tank level monitor module can be used to control two tanks
- When mounted in a NEX.U.® system it keeps real time inventory & increases operation safety preventing air entering pumps when the tank is empty and overflow during clean oil delivery and in waste oil storage tanks



### 383501 U•VALVE INTELLIGENT FLOW CONTROL UNIT (VOLUME METER)

- NEX.U.® obtains dispensed volume information from oval gear meters
- These meters transmit a pulse per each fraction of volume and processes these pulses to shut down the corresponding solenoid valve, once the preset volume is reached and to maintain inventory control and pump operation



### 373700 U•VIEW REMOTE DISPLAY MODULE

- Remote, high visibility, LED display that shows the volume delivered through various U•Valves (no simultaneous operation supported)
- U•View supports Wi-Fi® and hardwired communication



### 755020 OIL TANK MONITORING GAUGE (OCIO)

- The OCIO tank level indicator is suitable for any kind of fluid storage in tanks up to a 4m depth.
- It gives a real time indication of the fluid quantity inside the tank.
- It is easy to calibrate and has two alarms that can be adjusted for specific high and low levels



### 382120 TANK LEVEL PRESSURE GAUGE

- Allows real-time monitoring of the volume in a tank
- Maximum tank depth 350cm



YOUR LOCAL  
TRANSPORT  
PARTNER



Quality  
Products



Nationwide  
Coverage



Knowledgeable  
Staff



twlnz



twl\_nz



twlnz

Branches NZ-Wide  
0508 677 704 | twlnz.co.nz

All prices exclude GST. Offers valid at TWL branches from  
1st September - 31st October 2023 or while stocks last.

Proudly Playing a Part in NZ  
Road Transport Since 1966



**OPERATING SINCE 1966**

**AA205-2DG**

**ALEMLUBE AUTOMOTIVE  
205L 2 DRUM LUBRICATION GANTRY**



- Designed to be a cost effective, low maintenance oil delivery system
- Alemlube 20m x 1/2" ID spring rewind oil hose reels
- Heavy duty 5:1 oil drum pump
- 2" BSP drain port for bund
- Steel bund with drain port & internal supports
- Moulded fibreglass mesh for drum support
- Digital metered control guns, with drip trays
- Tie down points for 205 drums

**General Range Equipment:**

- **348120** 5:1 ratio drum pump
- **HR90090** 20m x 1/2" ID oil hose reel
- **030020** Drip tray
- **365534** Digital metered control valve
- 2-Bund gantry - Primary assembly

**\$8,500<sup>00</sup>**



**AA1000-2C-GN**

**ALEMLUBE AUTOMOTIVE  
1,000L DOUBLE MODULAR BENCH OIL TANK  
WITH SAMOA EQUIPMENT**



- Single skin tanks
- Quality Samoa 3:1 ratio oil pumps
- Quality Samoa electronic oil meters
- Quality Samoa spring rewind oil hose reels
- Spill containment around fill points
- Dip sticks & sight gauges
- Galvanised bench tops with 3/4", 1", 2" & 3" BSP male or female delivery ports
- Tank Dimensions: 1,800mm (W) x 750mm (D) x 1,050mm (H) (including bench splash back)
- 2,600mm (H) from ground to top of gantry

**\$10,665<sup>00</sup>**



**Whangarei**

58 Kioreroa Rd • (09) 430 3701

**Silverdale**

11/30 Foundry Rd • (09) 909 8355

**Penrose**

318 Church St • (09) 525 3414

**Wiri**

153 Kerrs Rd • (09) 980 7390

**Pukekohe**

Unit F/16 Wrightson Way • (09) 237 0113

**Hamilton**

19A Maui St • (07) 847 7294

**Rotorua**

44 Marguerita St • (07) 921 6160

**New Plymouth**

67 De Havilland Dr • (06) 757 2023

**Palmerston North**

595 Tremaine Ave • (06) 953 3630

**Tauranga**

86 Hewletts Rd • (07) 572 7037

**Napier**

24 Severn St • (06) 974 3100

**Hastings**

1020 Omaha Rd • (06) 879 6579

**Wellington**

65 Port Rd • (04) 589 0089

**Nelson - Richmond**

26 Artillery Pl • (03) 989 0600

**Greymouth**

204 Main Sth Rd • (03) 906 0140

**Christchurch**

16 Branston St • (03) 943 0058

**Timaru**

110 Hilton Hwy • (03) 956 0044

**Dunedin**

Cr Teviot & Otaki • (03) 477 0747

**Invercargill**

19 Mersey St (03) • 948 0300