
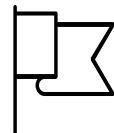


# Convelio's guidebook for API integration

Welcome to Convelio's API guide. In this guidebook, you will find everything you need to know about our API and the steps you need to take to integrate it.



# contents



**Introduction to Convelio**

**Our API**



**Difference between API and Widget**

**Tech flows**

**Steps for Integration**



**Documents for Integration**


**FAQs**



# We are on a mission to modernize art world logistics.

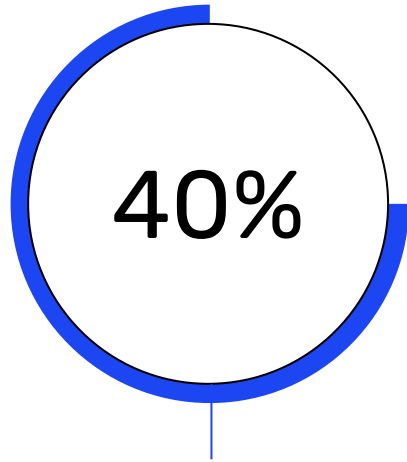
Convelio is a fine art shipping company with a digital approach. With offices in London, New York, and Paris our mission is simple: to make the transport of your valuable art, design and antique works more **efficient, secure, and affordable.**

[Go Convelio](#)

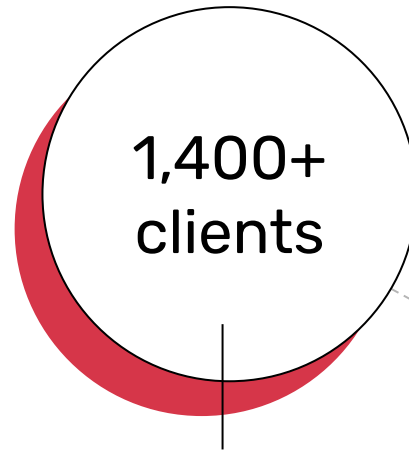


*\*Convelio team installing unique stool by The Haas Brothers for R&Company at Design Miami/ 2021*

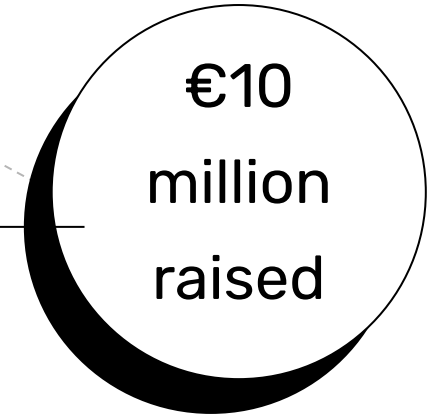
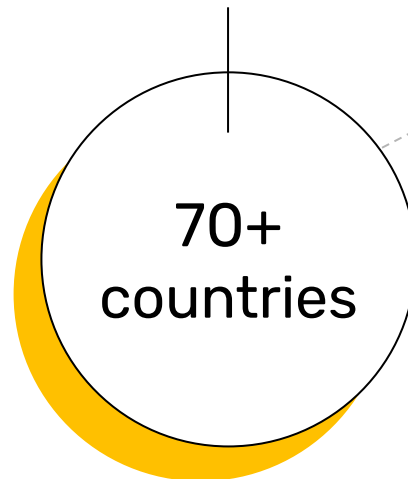
# shaking up shipping.



**Convelio generates important savings (up to 40%)**

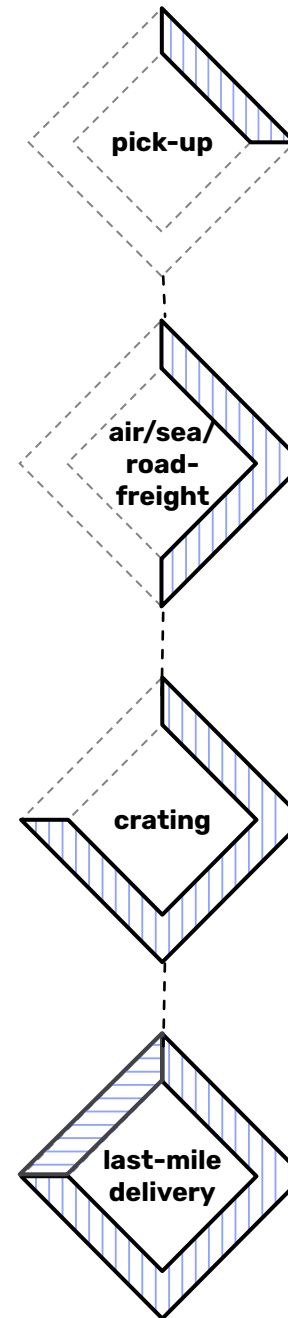
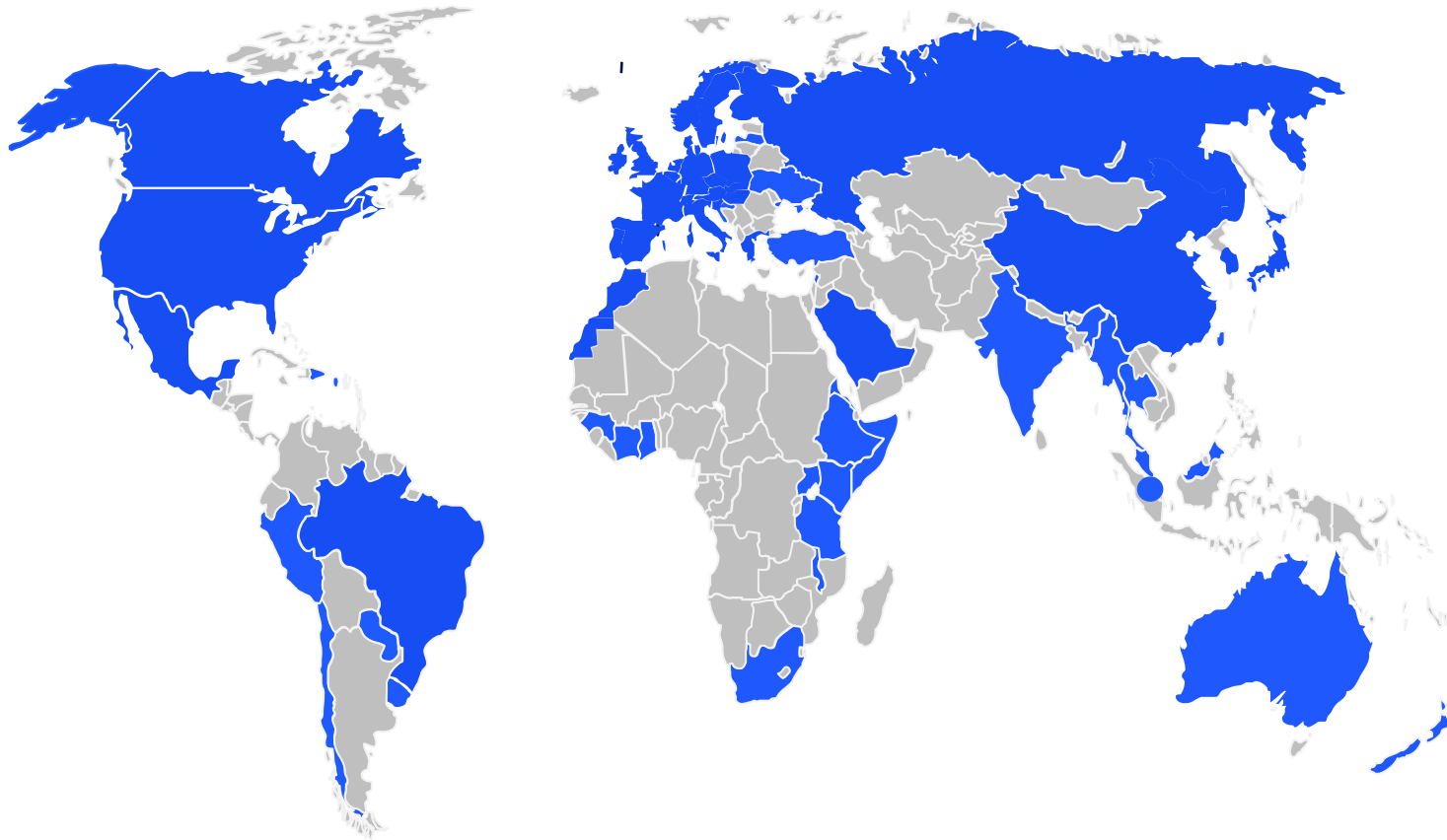


**The company was launched in 2017 and has since empowered over 1,400+ art market players across 70+ countries with investment funding of over €10 million raised to grow and expand the business.**



# ship anything, anywhere.

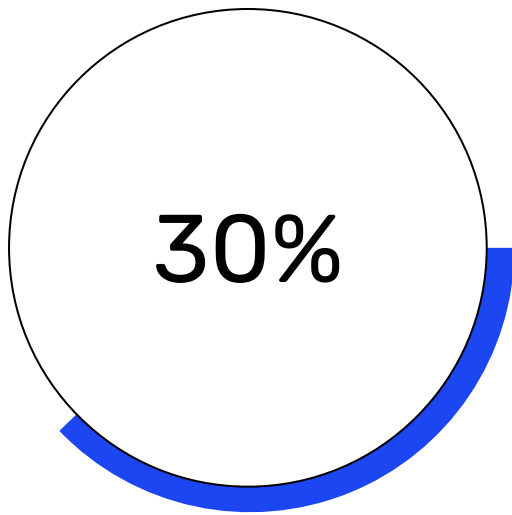
Convelio's reach is truly global, the map indicates the coverage



Convelio works with a restricted number of partners to maintain insight for each stage of the shipping process. Every partner is strictly and continuously audited across the 4 steps of the value-chain

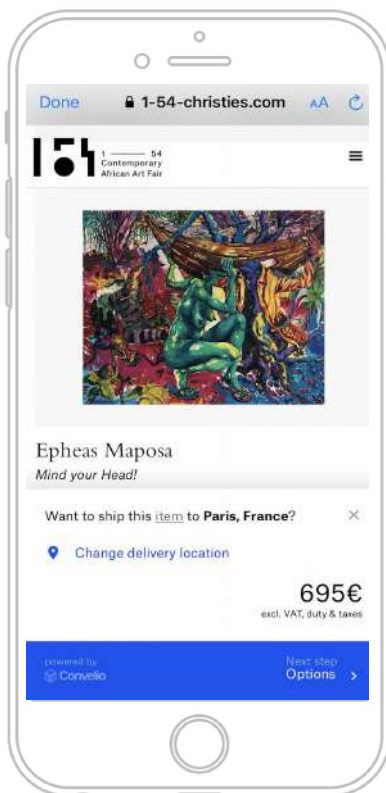
Convelio is the only tech-enabled freight forwarder to provide customs support in-house and extend legal responsibility for the transport of all works.



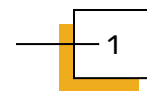


Boost 30% in sales when you offer a single-price checkout!

# Increase sales when you include shipping.

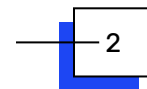


Integrate shipping options onto your website so online buyers have a streamlined experience from purchase and delivery!



## Just one price.

Pay a total price, including shipping, at checkout!



## Simple checkout.

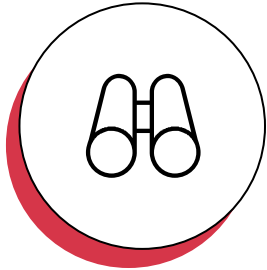
Instantly see shipping costs, no hidden fees.



# What does the API do




# Our API




## Get instant quotes

Convelio's API will **integrate instant fine art shipping quotes** onto your website. This means that online buyers can get a packing, transport, and insurance quote for an item (the cost will change depending on the final delivery location). The tools are customizable so that you can choose an interface that is right for you and your clients.



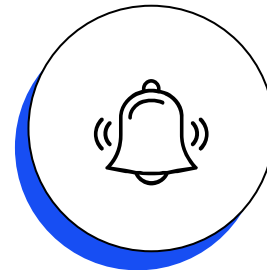
## What options are available?

We have two options to integrate Convelio's shipping services onto your website - Convelio's **Widget** and **API**. The option you choose will depend on your ideal user flow and whether or not you are a transactional website. Both of our options are customisable.



## How will it enhance the buyer's experience?

By integrating shipping options onto your website, your online buyers will have a streamlined experience from browsing, through to purchase and delivery. Once customers have chosen their item, they will then be able to instantly see shipping costs. Even further, if you choose Convelio's API full integration, the end client can pay a total price including shipping at checkout.



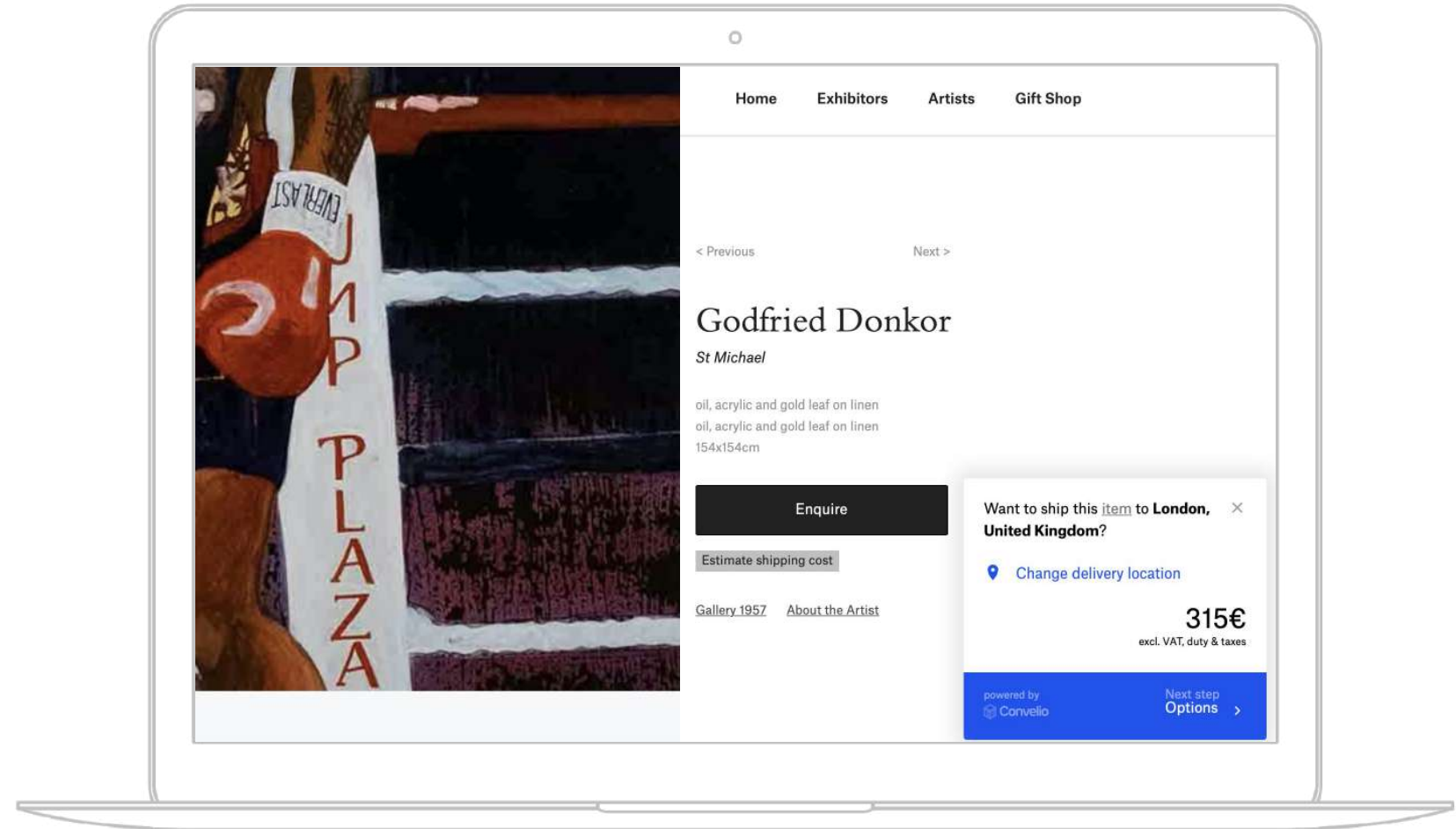
## What happens after booking?

Once the purchase has been made and the shipping booked, the clients will receive a confirmation email along with a tracking link where they can follow the journey of their item.

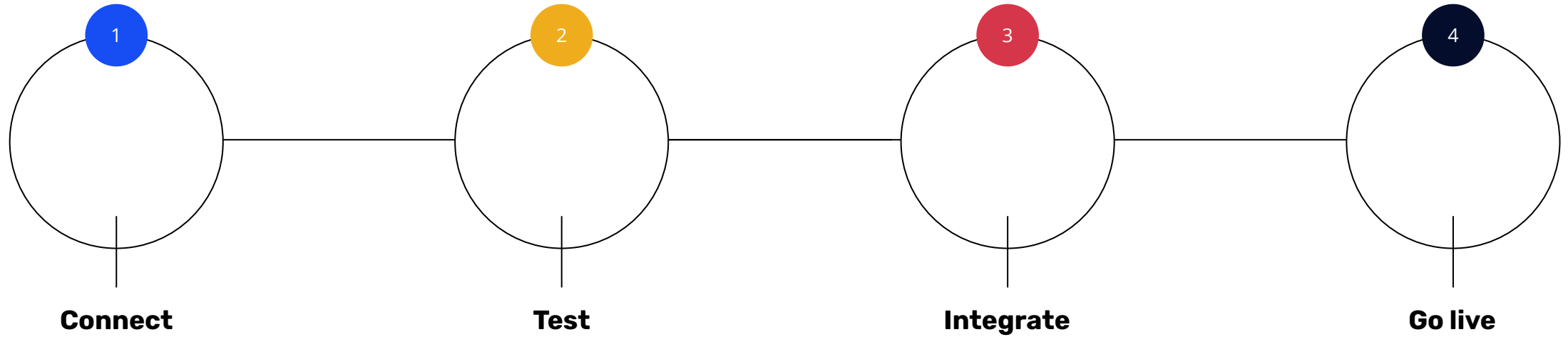


# Go Live

A quick demo of what your site could look like, you can see here an example integration we did with Christies x 1-54 in 2021.



# Step by step integration process.



Connect with Convelio. Schedule an introductory call with a Convelio team member to discuss integration. We will be able to recommend the solution best suited for your goals. Afterwards, our team will follow up with the Convelio API agreement, guide and technical documentation.

Once you have the two API test keys (sk/pk) you will be able to run tests of the Convelio API in a sandbox/staging environment. To get these you need to provide us with both your URL in a this environment, and an e-mail address to create your account.

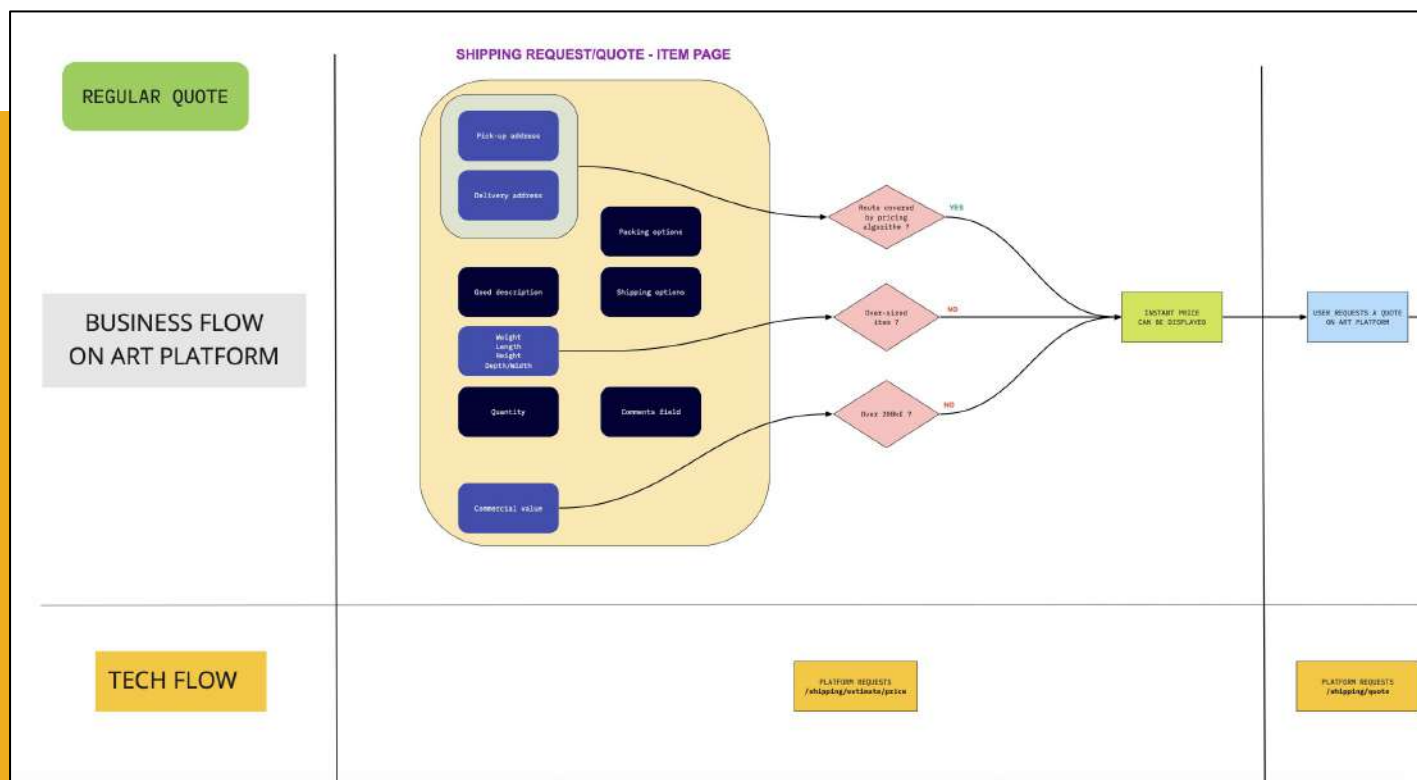
Please review and complete the Convelio API agreement, once it has been signed by both parties we will share the API key with you. You can then integrate and run tests with the API key.

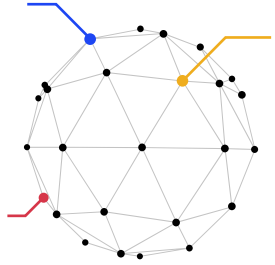
As soon as you launch the API integration your customers will immediately be able to book Convelio shipping through your site.

# Tech flows.

Below, you will find a linked document outlining the different use cases so you can get a better sense of the Convelio API and its flow.

[Here](#)





# API & Widget

The difference in the two has been outlined here. You can discuss both with a Convelio representative, who will make a recommendation about which option is best suited to you.

## Convelio's API

*This is the solution recommended for **transactional websites**. Convelio's API will allow the client to confirm delivery details on your website, and furthermore it will give you the option to include shipping costs at check out.*

Once the shipment is confirmed, then the booking can be made automatically meaning no emails need to be exchanged! It is a streamlined solution for the ultimate click-and-buy online experience. At check-out, the end client will pay the full cost to you (including shipping) and we can then set up regular invoicing. The design and flow can be customised, and we can offer shipping costs with various options: 3 speed options (regular, express, express+), Insurance, and White-Glove delivery.

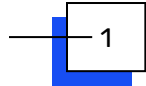
## Convelio's Widget

*This is a great solution for **non-transactional websites, or websites that only need instant pricing**. The Widget allows clients to generate instant shipping quotes on an artwork page. Just like the API, the design is customisable*

The widget will allow you to display prices and select various options: 3 speed options (regular, express, express+), Insurance, and White-Glove delivery. Once the delivery address and all this information have been inputted, we share the price instantly, and clients are then able to send the quote directly to their email address from your product page. Then, he can retrieve all those data back in our instant quoting platform through a sharelink, to finish the flow. Once the booking is done and the shipment confirmed, we will contact you to arrange a collection.

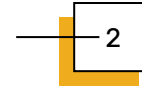


# Documents for integration



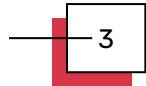
## API Developer Documentation

Documents to guide you through the integration, [here](#).



## Widget Technical Documentation

Documents to guide you through the Widget integration, [here](#).



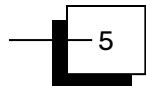
## Test environment

To demo of the Convelio widget, [here](#).



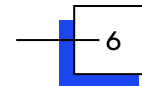
## Convelio's email mapping

A review of Convelio's email communications to clients, pick up and delivery, [here](#).



## US Geographical coverage

Map detailing Convelio's geographical coverage, when items are picked-up in the US, [here](#).



## EU Geographical coverage

Map detailing Convelio's geographical coverage, when items are picked-up in Europe, [here](#).

# FAQS

Frequently asked questions about integrating with Convelio's API. For further information please see Convelio's help center below.

## How long does an API integration take?

This depends on your tech resources and the way the data is structured on your back-end. Our helpful [technical doc](#) will guide you on best practices for structuring data for a Convelio integration.

## For the Widget API?

Integration of the Widget can take as little as a few hours. It is a small script that is simply copied and then pasted into the HTML code of the pages where you want the Widget to be displayed (typically the product pages).

## For the Convelio API?

As the full API integration enables to quote & book directly on your platform (widget is only for quoting for now), it takes around 6-12 weeks to complete the full API integration.

## Do you offer plugins to ease integration?

Although we are not yet able to offer the Convelio widget in the App Store for our host websites, have already completed integration on Shopify, Woo Commerce, WordPress, and Webflow sites.

## What happens if a location is not on the API?

Some of the destinations we serve are yet to be integrated into our API matrix. Should a specific location not be covered by our instant quoting platform, the quote will need to be treated as a custom quote.

[Help Center](#)



# FAQS

Frequently asked questions about integrating with Convelio's API. For further information please see Convelio's help center below.

## What is a custom quote?

A custom quote is one that needs to be treated by our operations team by email, upon request. They will outline the related costs and next steps. The average response time for a custom quote with Convelio is 30 minutes to 1 hour.

## What requirements does an order need to get an instant quote?

For an instant quote, the route needs to be intra-US, intra-UE, export from US, export from UE. The item dimensions should be regular, not oversized. The item's commercial value needs to be under 200,000 EURO. If these are not met then the buyer will receive a custom quote.

## How much does the API cost?

We are currently working on the pricing structure regarding both the API and Widget integrations. The final pricing model will be communicated in 2021.

## Do you provide any tracking updates?

We do provide a tracking link through the API (as a response when calling the CreateOrder endpoint) once the order has been booked. No web-hooks are available at this time, but the feature is currently being developed!

## Do you send progress updates for orders?

Clients have access to live updates, you can review our client communications in our email mapping document.

## Does the API host see information on each booking?

Yes, as the host of the API you will be able to access each quote and order created, along with tracking links and associated documentation.

[Help Center](#)



---

**Thank you !**

---