

INTRODUCING

The **Modulating** delta

“Heat and Hot Water in One Footprint”

Gas Fired Sealed Combustion Combination Heater



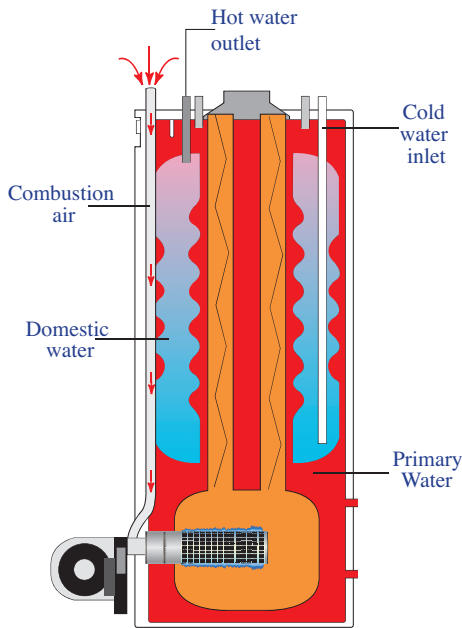
Fully Modulating for High Performance

- Two Models
 - PG - Chimney Vent or Direct Vent
 - PG PLUS - Energy Star Listed (Direct Vent Only)
- Ratings (2 sizes)
 - 95 - 150 MBH
 - 130 - 199 MBH
- Up to 292 gph Domestic Hot Water
- Stainless Steel Construction
- Stainless Steel Burner with Woven Steel Mesh Fiber
- Direct Vent Up to 60 Feet or Chimney Vent (PG Model)
- Completely Piped and Wired from the Factory
- Zero Clearance to Combustibles
- Limited LIFETIME Warranty
- Digital Display





Exclusive "Tank-in-Tank" Design




The MODULATING DELTA Combination Heater delivers heat and hot water in a single, compact footprint.

Unlike other water heaters that try to perform the function of space heating with domestic hot water, the MODULATING DELTA utilizes two separate water circuits, one dedicated to space heating (outer steel tank) and the other dedicated to the production of domestic hot water (inner stainless steel tank).

The unique closed heating loop "water barrier" eliminates direct contact between the source of heat and the stored domestic hot water, increasing the life expectancy of the product. At the same time tempered 120° F domestic water is distributed in the house, 180° F water in the outer tank is circulated through the heating loop, providing comfortable, efficient space heating at the desired temperature.

- ✔ Zero clearance to combustibles
- ✔ 5 and 10 year parts and labor plans available


Specifications

Model	Input MBtu/hr	Dimensions (inches)			Approx. weight Lbs	Connections		Heat Surface (Sq. Ft.)	Internal Tank Cap. Gal.	Flue Connection Diameter	AFUE %
		Height	Width	Depth		Domestic Hot Water	Primary				
PG-150	95 to 150	59	21	31	345	3/4"	1"	17	20	3"	84
PG-199	130 to 199	59	21	31	345	3/4"	1"	22	17	3"	84
 PG PLUS-150	95 to 150	59	21	31	345	3/4"	1"	17	20	3"	85
PG PLUS-199	130 to 199	59	21	31	345	3/4"	1"	22	17	3"	86

Performance

Model	10 Min. Peak Flow* (gallons)	1st Hour Rating (gallons)	Continuous Flow @ 70°F Rise (gph)
PG & PG PLUS-150	70	230	190
PG & PG PLUS-199	80	290	250

* Performance based on average water temperature of 108°F at mixing valve outlet.



Stainless Steel Premix Burner

Standard Equipment

- ✔ Precise temperature control with NTC temperature sensors
- ✔ Digital temperature display (domestic hot water, space heating supply & return temperatures and outdoor temperature*)
- ✔ System circulator (prewired for domestic priority)
- ✔ Factory equipped thermostatic mixing valve
- ✔ Stainless steel premix burner with woven steel mesh head
- ✔ Primary 30 psi relief valve
- ✔ Secondary 150 psi temperature & pressure relief valve
- ✔ Automatic air vent
- ✔ Built in low water cut off
- ✔ LP conversion kit

* with optional outdoor sensor

member of



1 Triangle Lane - Blackwood, NJ 08012

Tel: (856) 228 8881

E-mail: sales@triangletube - www.triangletube.com

Fax: (856) 228 3584