









# THE PERFECT FIT FOR YOU AND YOUR CUSTOMERS.

-  Stainless Steel Coil & Tank
-  Sizes 30, 40, 50, 60, 80, 100, 120 Gallons
-  1" Side Boiler Connections
-  Top DHW and Recirc. Connections:  
3/4" (30-60) & 1" (80-120)
-  Factory Included: T&P Valve,  
1/2" Drain Valve, Aquastat
-  Acid Pickling for Increased  
Corrosion Resistance



**cardinal**  
STAINLESS STEEL INDIRECT WATER HEATER

Specification	Cardinal 30	Cardinal 40	Cardinal 50	Cardinal 60	Cardinal 80	Cardinal 100	Cardinal 120
Diameter	22-1/4"	22-1/4"	22-1/4"	22-1/4"	26-1/2"	26-1/2"	32"
Height	40-1/2"	50-1/2"	56-1/4"	64"	61"	73"	63-1/2"
Boiler/Supply Return (MNPT)	1"	1"	1"	1"	1"	1"	1"
Domestic Inlet/Outlet (MNPT)	3/4"	3/4"	3/4"	3/4"	1"	1"	1"
Auxiliary DHW Connection (MNPT)	3/4"	3/4"	3/4"	3/4"	1"	1"	1"
T&P Connection (FNPT)	3/4"	3/4"	3/4"	3/4"	3/4"	3/4"	3/4"
Drain Connection (FNPT)	1/2"	1/2"	1/2"	1/2"	1/2"	1/2"	1/2"
Coil Capacity (gal)	1.3	1.3	1.6	1.6	2	2	3
DHW Water Capacity (gal)	31	40	46.3	53.2	78.9	96.4	118.9
Standby Loss, °F/h	1	0.7	0.8	0.6	0.5	0.5	0.3
Heating Surface (Sq ft.)	8-1/2	8-1/2	12	12	16	16	21-1/2
Weight - Empty (lbs)	62	73	84	92	130	134	174
Weight - Shipping (lbs)	76	88	100	110	156	165	208
Boiler Output (btu/hr)	120,000	122,000	154,000	156,000	192,000	192,000	257,000
First Draw, gal/h	25	34	39	47	70	89	101
1st Hour Rating (gal/hr)	214	228	281	293	372	391	503
Continuous Flow (gal/hr)	189	194	242	247	302	298	403
Pump Requirements	14 gpm	14 gpm	14 gpm	14 gpm	14 gpm	14 gpm	14 gpm
	2.3'	2.3'	3.4'	3.4'	5.3'	5.3'	7.6'

NOTE: Listed ratings were obtained with a heat source output rate shown, flow rate of 14 gpm and 180°F (82°C) boiler water supply temperature. Other results are obtained under different conditions.

## Peace of Mind Warranty Program

	RESIDENTIAL	COMMERCIAL		RESIDENTIAL	COMMERCIAL		RESIDENTIAL	COMMERCIAL	
<b>GOOD</b>	0 YEAR	0 YEAR	LABOR*	1 YEAR	1 YEAR	LABOR*	3 YEAR	3 YEAR	LABOR*
	1 YEAR	1 YEAR	PARTS	1 YEAR	1 YEAR	PARTS	6 YEAR	6 YEAR	PARTS
	LIMITED LIFETIME	LIMITED 6 YEAR	TANK	LIMITED LIFETIME	LIMITED 6 YEAR	TANK	LIMITED LIFETIME	LIMITED 6 YEAR	TANK
<b>BETTER</b>									
<b>BEST</b>									

