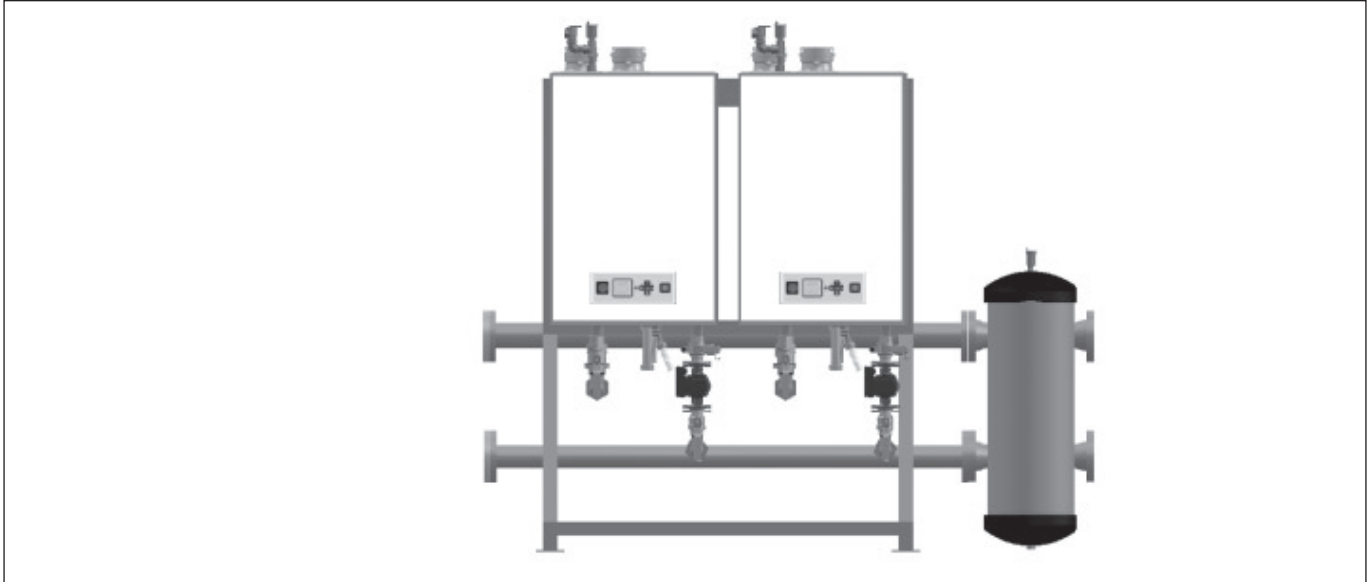




# Engineering Submittal

## Prestige Cascade System CPS600 Primary Secondary



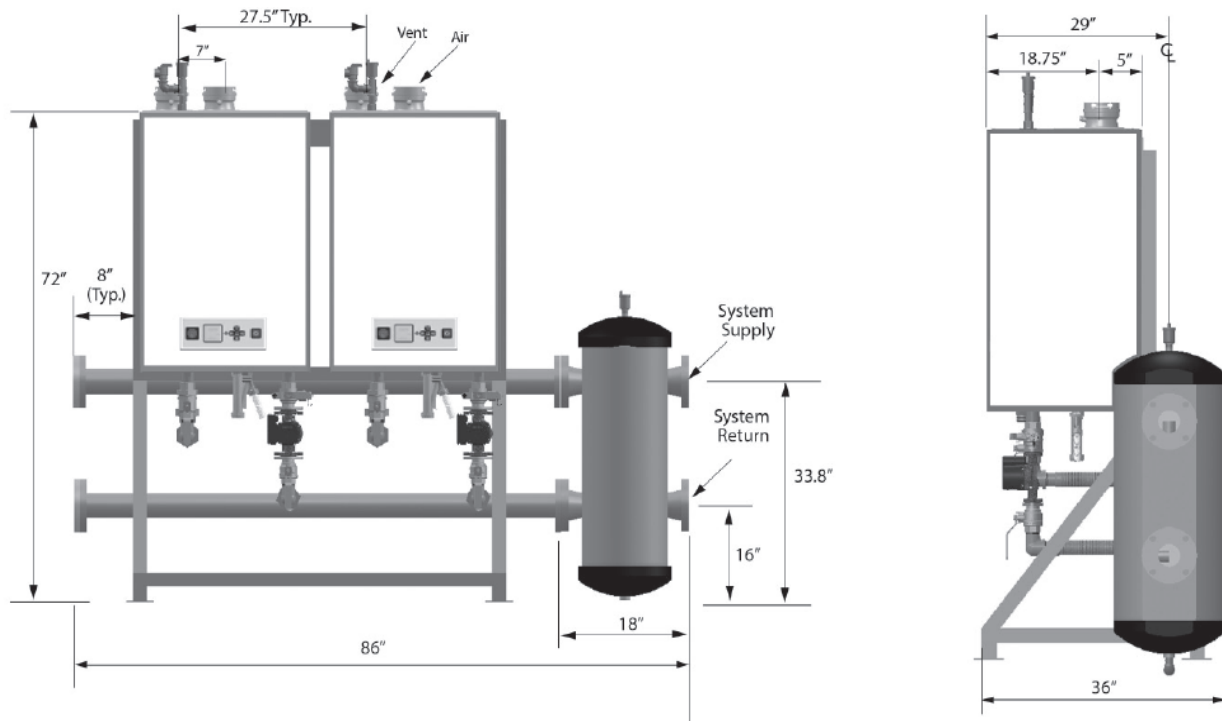
### Engineering Submittal Data

- Distribution Manifold for (2) Prestige Solo 299 Boilers
- The Distribution Manifold Includes:
  - 3" ANSI Flange Connections with Gaskets and Hardware
  - Blind Flanges
  - 3" ANSI to 3" NPSC Flanges
  - Heavy-Duty Concrete Anchors & Bolts
  - Flexible Stainless Steel Connecting Hoses for Easy Boiler Connections
  - Boiler Communication Cable
  - System Temperature Sensor
- Primary Secondary Piping Assemblies
  - Individual Boiler Shut Off Valves
  - Individual Boiler Drain/Shut Off Valves
  - Individual Circulator Isolation Valves
- Individual Flanged Boiler Circulators
  - 3 Speed Grundfos UPS-26-99FC with Flow Check
  - Gaskets & Hardware
- Hydronic Junction for
  - System Separation
  - Air Elimination with Vent
  - Dirt Separation
  - Drain Valve
  - Insulated
  - 3" ANSI Flange Connections

### Optional Equipment

- PSCAS17 CSD-1 Kit (1 Kit per Boiler is Required)
  - Probe Type Low Water Cut-Off Field Wired to Boiler for Manual Reset
  - Boiler High Temperature Limit Control Field Wired to Boiler for Manual Reset
  - Drywell for Boiler High Temperature Limit Control
  - Required Pipe Fittings
- PSVKIT03 - Concentric Vent/Air Side Wall Kit (1 Kit per Boiler)
- PSVKIT02 - Stainless Steel Vent/Air Side Wall Termination Kit for 2 pipe PVC/CPVC System (1 Kit per Boiler)
- PSVTERM05 - PVC Vent/Air Side Wall Termination Kit for 2 Pipe PVC/CPVC System (1 Kit per Boiler)
- PSVKIT04 - Two Boiler Common Vent Near Boiler Piping Kit (1 required)
- PSVTERM01 - Vertical Common Vent Termination
- PSVTERM02 - Horizontal Common Vent Termination

## Specifications



Cascade Kit P/N	# of Manifolds	# of Solo 299 Boilers	Total Input MBH Note 1	Total Output MBH Note 1 & 2	Total Net AHRI Rating MBH Note 3	Total EDR Water ft <sup>2</sup> Note 4	Total Output Boiler Horse-Power	Minimum Recommended System Pipe Size Note 5	Minimum Recommended Natural Gas Header Size Note 6
CPS 600	1	2	72.5 - 598	556	483	3,223	16.6	3"	2"

**Note 1:** Input and output ratings are shown for sea level applications. The PRESTIGE Solo 299 automatically derates the input at approximately 2% for every 1,000 feet of altitude. No alteration to the boiler or burner system is required.

**Note 2:** PRESTIGE Solo 299 output rating is based on DOE heating capacity.

**Note 3:** The AHRI rating is based on piping and pick up allowance of 1.15. This allowance should be sufficient for standard radiation requirements.

**Note 4:** Equivalent Direct Radiation (EDR) is based on 150 Btu/h per square foot at 170°F average supply temperature.

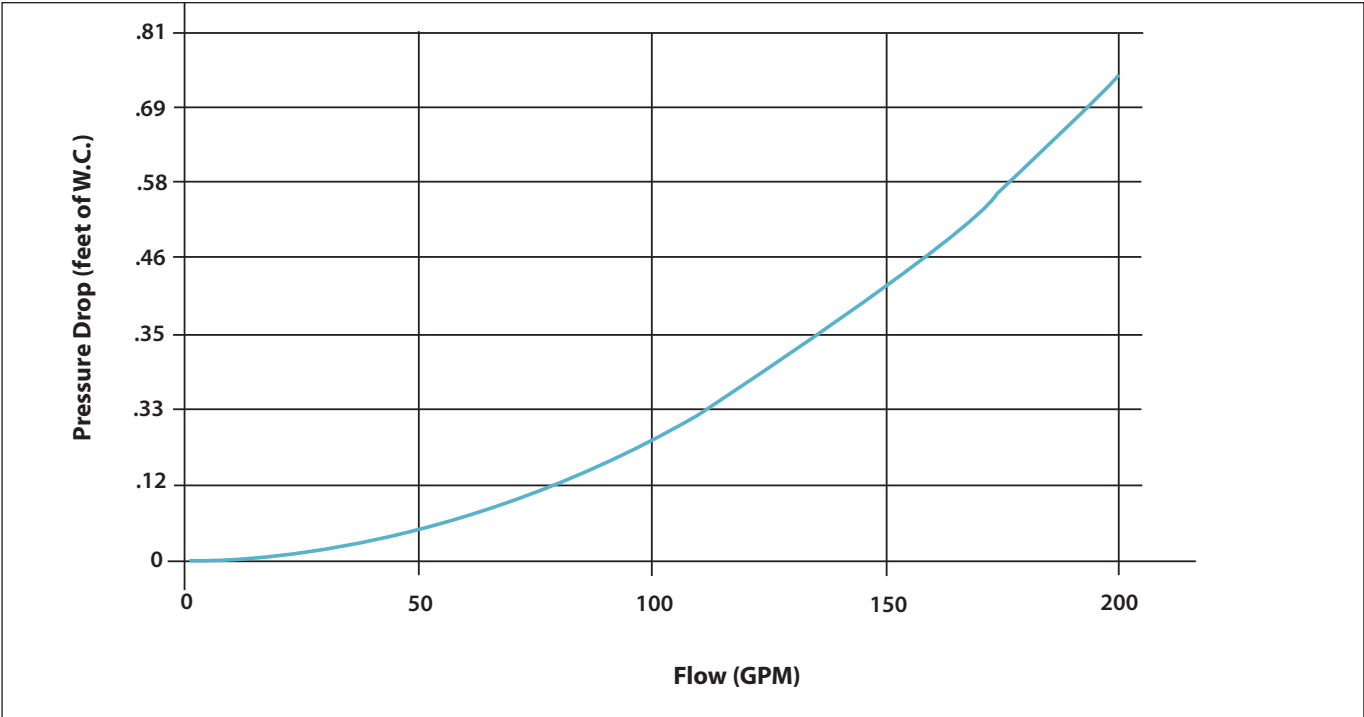
**Note 5:** Minimum recommended system iron pipe size is based on temperature differential of 20°F.

**Note 6:** Minimum recommended natural gas header size is based on using schedule 40 metallic pipe with 0.30" w.c. pressure drop and 100 feet of total equivalent length.

Component	Individual Water Content Gal	Individual Shipping Weight Lbs
Prestige 299	7.4	225
2 Boiler Manifold	6.6	267
Hydronic Junction	8	124

Cascade Kit P/N	Total Water Content Gal.	Total Shipping Weight Lbs
CPS 600	30	1,070

### Hydronic Junction System Pressure Drop Curve



Project / Location _____	Date _____
Consulting Engineer/ Architect _____	
Mechanical Contractor _____	
Notes _____	