

# Technical submittal

Products: **Upton UF900-3**

Project:

Customer:

Date:

- ⊗ Aluminium heat exchanger
- ⊗ 15:1 turndown ratio
- ⊗ 6 bar rated heat cell
- ⊗ 5-year heat exchanger warranty
- ⊗ 95.6% gross seasonal efficiency
- ⊗ 819kW output @80/60°C
- ⊗ Fits in a footprint of 700 x 1127mm
- ⊗ Passes through a standard door width
- ⊗ 34mg/kWh NOx emissions gross (natural gas)
- ⊗ Noise at maximum modulation of 60.9dba
- ⊗ Built-in controls platform with sequence control and capable of controlling up to 16 boiler modules and hot water circuits
- ⊗ British manufactured



	Boiler model	Units	UF900-3
	No. of modules		3
Energy	Building Regulations Part L seasonal efficiency	% gross	95.6
	Building Regulations Part L seasonal efficiency	% nett	106.2
	Boiler output 80/60°C	kW	819
	Boiler output 50/30°C	kW	887.7
	Boiler input gross (maximum)	kW	943.7
	Boiler input nett (maximum)	kW	849.8
	Boiler output 80/60°C (minimum)	kW	54.6
	Boiler output 50/30°C (minimum)	kW	59.2
Water	Water content	litres	70.2
	System design flow rate @ 11°C ΔT rise	l/s	19.6
	Water side pressure loss @ 11°C ΔT rise	mbar	807
	System design flow rate @ 20°C ΔT rise	l/s	10.8
	Water side pressure loss @ 20°C ΔT rise	mbar	246
	Minimum operating water pressure	barg	0.5
	Maximum operating water pressure	barg	5.3
	Maximum water pressure	barg	6
	Maximum flow temperature setting	°C	85
Minimum flow temperature setting	°C	30	
Gas	Gas flow rate (maximum) (Nat gas)	m³/hr	89.9
	Nominal inlet pressure (Nat gas)	mbar	20
	Maximum inlet pressure (Nat gas)	mbar	25
Flue	Approx flue gas volume @ 72°C, 9.0% CO <sub>2</sub>	m³/hr	1422
	Maximum flue gas temperature @ 80/60°C	°C	72
	Maximum flue gas temperature @ 50/30°C	°C	42
	Pressure available at flue connection	Pa (mbar)	80 (0.8)
	NO <sub>x</sub> (gross) emission (0% excess oxygen, dry air) (Nat gas)	mg/kWh	34
	NO <sub>x</sub> (nett) emission (0% excess oxygen, dry air) (Nat gas)	mg/kWh	37
	NO <sub>x</sub> Class		6
Connection	Water flow/return connections	inches	R2-11
	Gas inlet connection pipe thread size	inches	G1¼
	Flue connection diameter (I/D)	mm	300
	Condensate trap connections (O/D)	mm	34
Electrics	Electrical supply		230V ~ 50Hz
	Power consumption - maximum boiler modulation	W	1326
	Run current (per module)	Amp	1.9
	Approx shipping weight	kg	815
	Noise emission @1m @max modulation (per module)	Max dB (A)	60.9

\*Dependent on ΔT - see full brochure

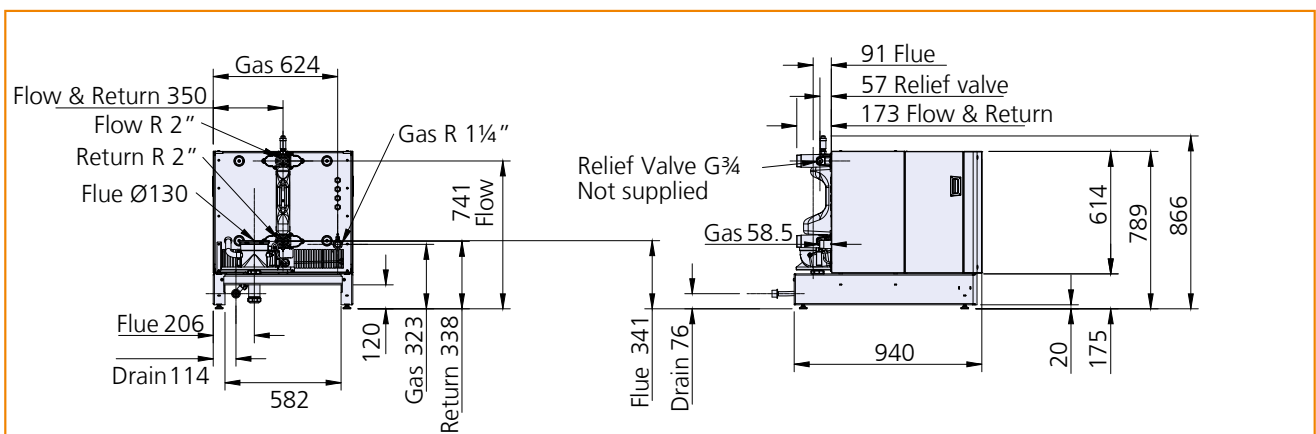
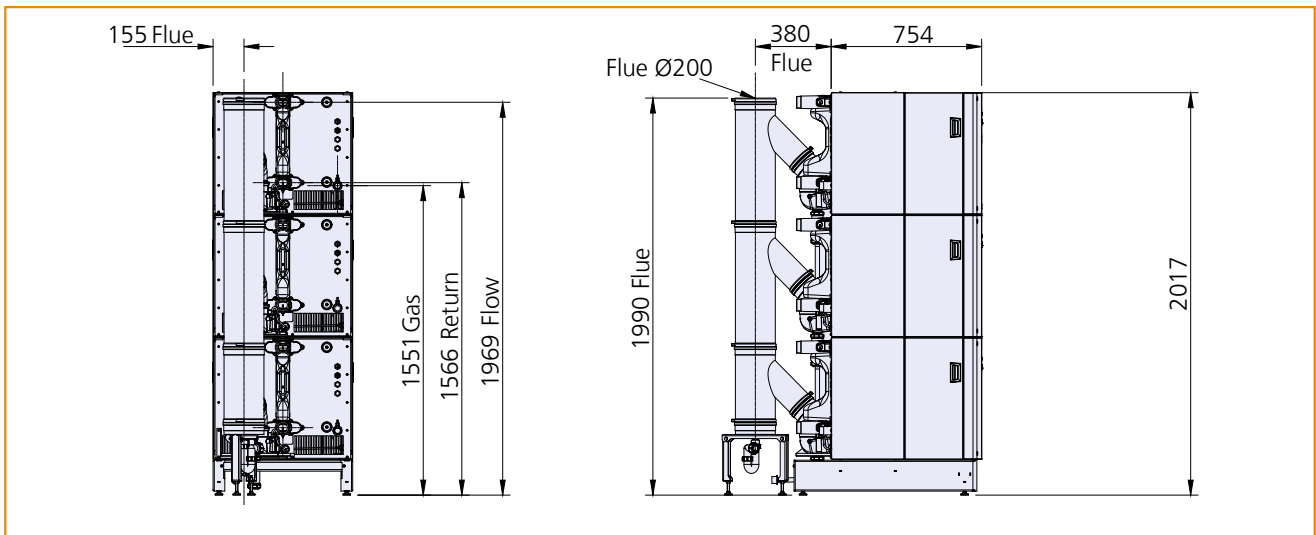
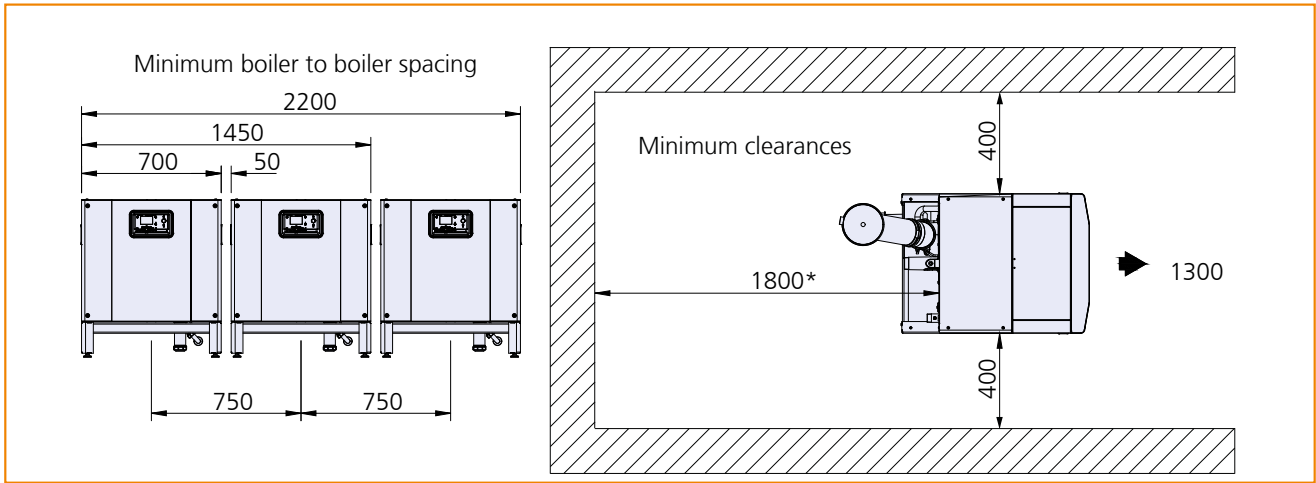
# Technical submittal

Products: **Upton UF900-3**

Project:

Customer:

Date:



\*Note: Rear clearance required when using Hamworthy pipe kits.

All dimensions in mm unless otherwise stated.

Every effort has been taken to ensure the details are accurate. Hamworthy Heating does not, however, guarantee the accuracy or completeness of any information nor does it accept liability for any errors or omissions in the information. Hamworthy Heating reserves the right to make changes and improvements which may necessitate alteration to product specification without prior notice.